



US00D506675S

(12) **United States Design Patent** (10) **Patent No.:** **US D506,675 S**
Bretz et al. (45) **Date of Patent:** **** Jun. 28, 2005**

- (54) **BOTTLE** 5,337,909 A 8/1994 Vaillencourt
 5,341,946 A * 8/1994 Vaillencourt et al. 215/381
 D364,565 S * 11/1995 Vaillencourt et al. D9/551
 D382,799 S 8/1997 Darr
 D393,802 S * 4/1998 Collette et al. D9/502
 D426,460 S 6/2000 Krishnakumer et al.
 D433,322 S 11/2000 Krishnakumer et al.
 D434,330 S * 11/2000 Rowe et al. D9/538
 D440,877 S 4/2001 Lichtman et al.
 D441,641 S 5/2001 Piccioli et al.
 D448,673 S 10/2001 Bretz et al.
 D450,581 S 11/2001 Lichtman et al.
 D456,704 S 5/2002 Ranchetti
 D457,055 S 5/2002 Ranchetti
 D457,056 S 5/2002 Ranchetti
 D466,021 S * 11/2002 Thierjung et al. D9/538
- (75) Inventors: **John M. Bretz**, Crystal Lake, IL (US);
John L. Konieczka, Lake Barrington,
 IL (US); **Scott A. Schoessel**, Evantson,
 IL (US); **Jill Maine**, Chicago, IL (US);
Thomas C. Van Dyk, Ramsey, NJ (US)
- (73) Assignee: **Stokely-Van Camp, Inc.**, Chicago, IL
 (US)
- (**) Term: **14 Years**
- (21) Appl. No.: **29/209,481**
- (22) Filed: **Jul. 16, 2004**

Related U.S. Application Data

(62) Division of application No. 29/207,829, filed on Jun. 18, 2004, which is a continuation of application No. 29/169,384, filed on Oct. 18, 2002, now abandoned.

- (51) **LOC (8) Cl.** **09-01**
 (52) **U.S. Cl.** **D9/558; D9/551**
 (58) **Field of Search** D9/307, 500-504,
 D9/516-520, 537-543, 549-552, 556-564,
 569-570; 215/379-383, 400; 220/890

(56) **References Cited**

U.S. PATENT DOCUMENTS

- 4,717,525 A * 1/1988 Iizuka et al. 264/521
 D294,463 S 3/1988 Ota et al.
 D295,385 S 4/1988 Rogler
 4,805,788 A 2/1989 Akiho
 D300,805 S 4/1989 Rogler et al.
 4,863,046 A 9/1989 Collette et al.
 5,005,716 A 4/1991 Eberle
 5,178,290 A 1/1993 Ota et al.
 D345,693 S * 4/1994 Edstrom D9/538

* cited by examiner

Primary Examiner—Sandra L. Morris

(74) *Attorney, Agent, or Firm*—Lars S. Johnson; James D. Ryndak

(57) **CLAIM**

The ornamental design for a bottle, as shown and described.

DESCRIPTION

FIG. 1 is a perspective view of a bottle showing the new design;
 FIG. 2 is an elevational view thereof, the opposite elevational view being identical;
 FIG. 3 is another elevational view thereof, representing a partial rotation of the bottle about its vertical axis from the elevational view depicted in FIG. 2;
 FIG. 4 is a top plan view thereof; and,
 FIG. 5 is a bottom plan view thereof.
 The broken line showing is for illustrative purposes only, and forms no part of the claimed design.

1 Claim, 2 Drawing Sheets

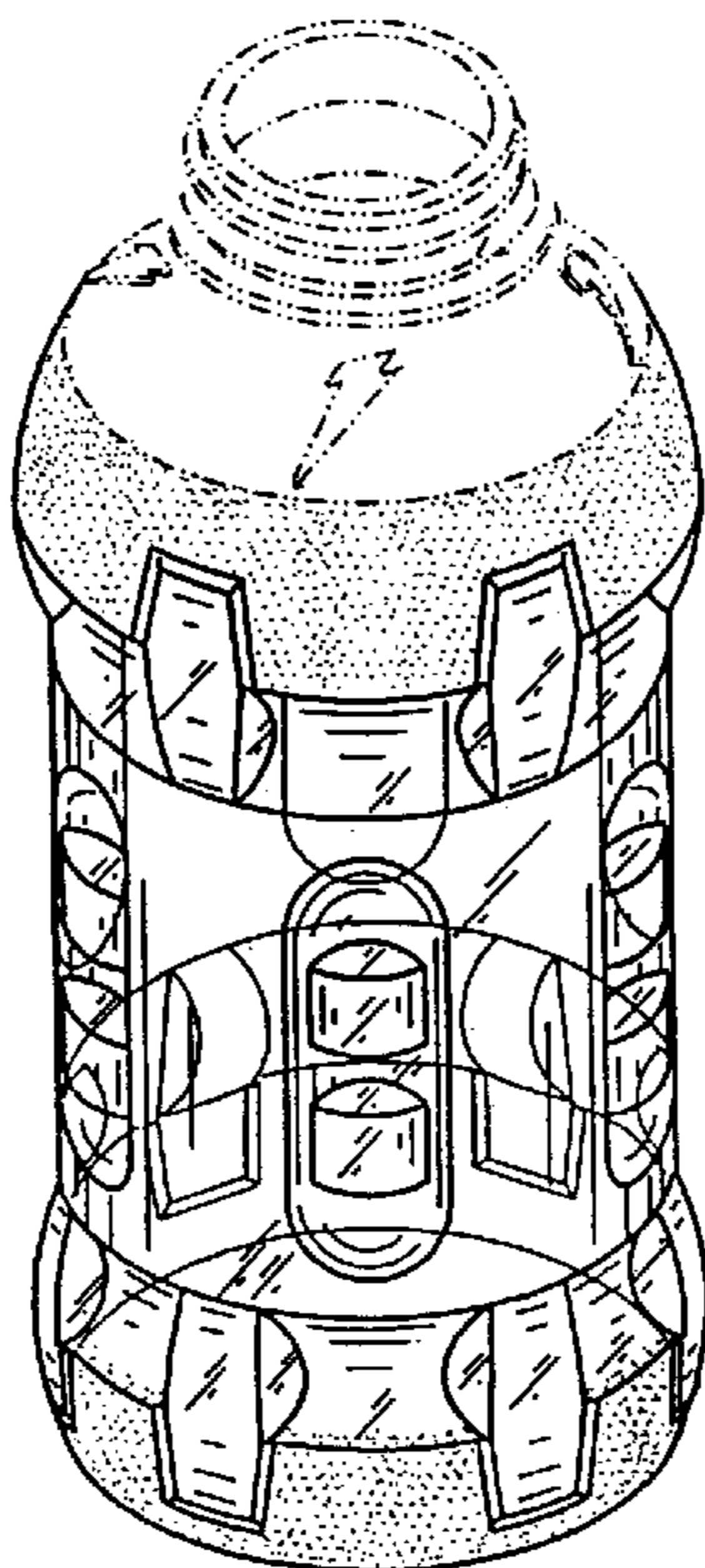


FIG. 1

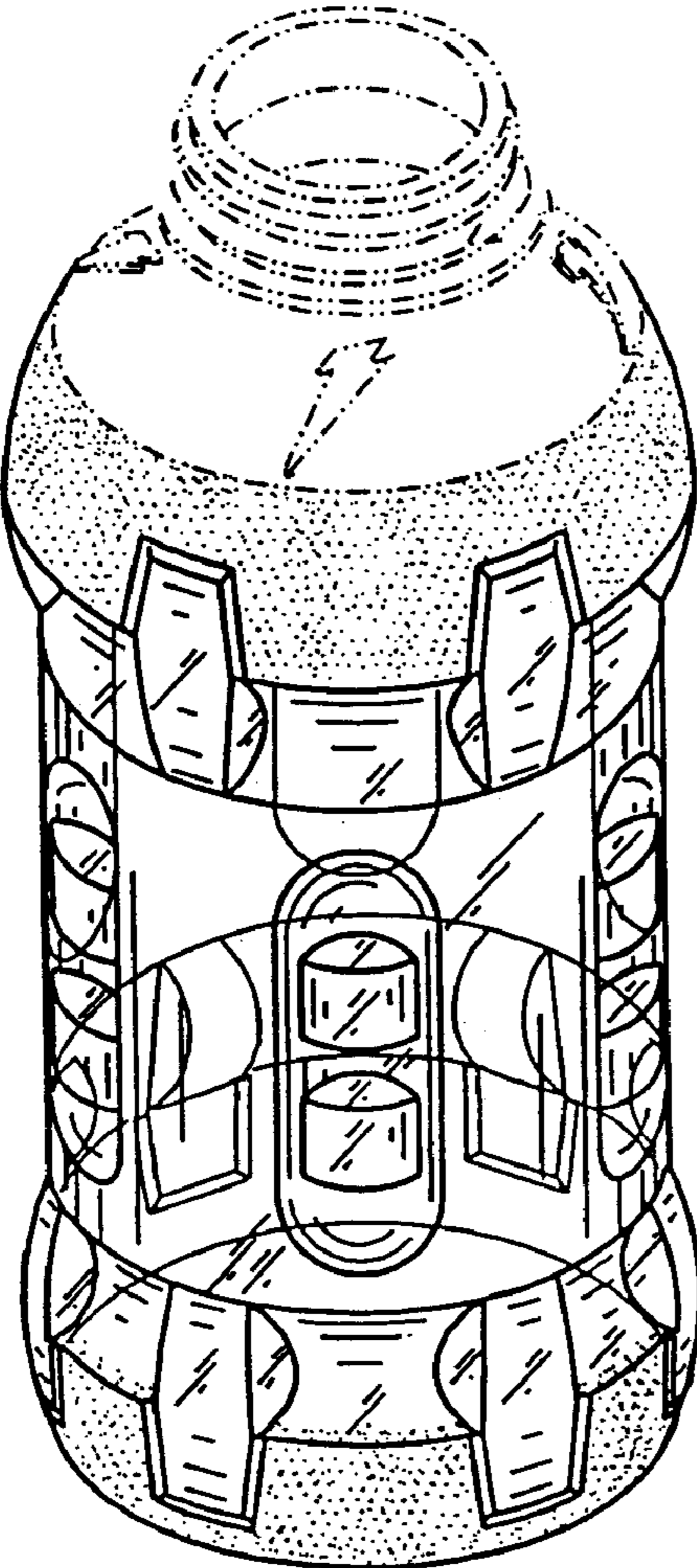


FIG. 2

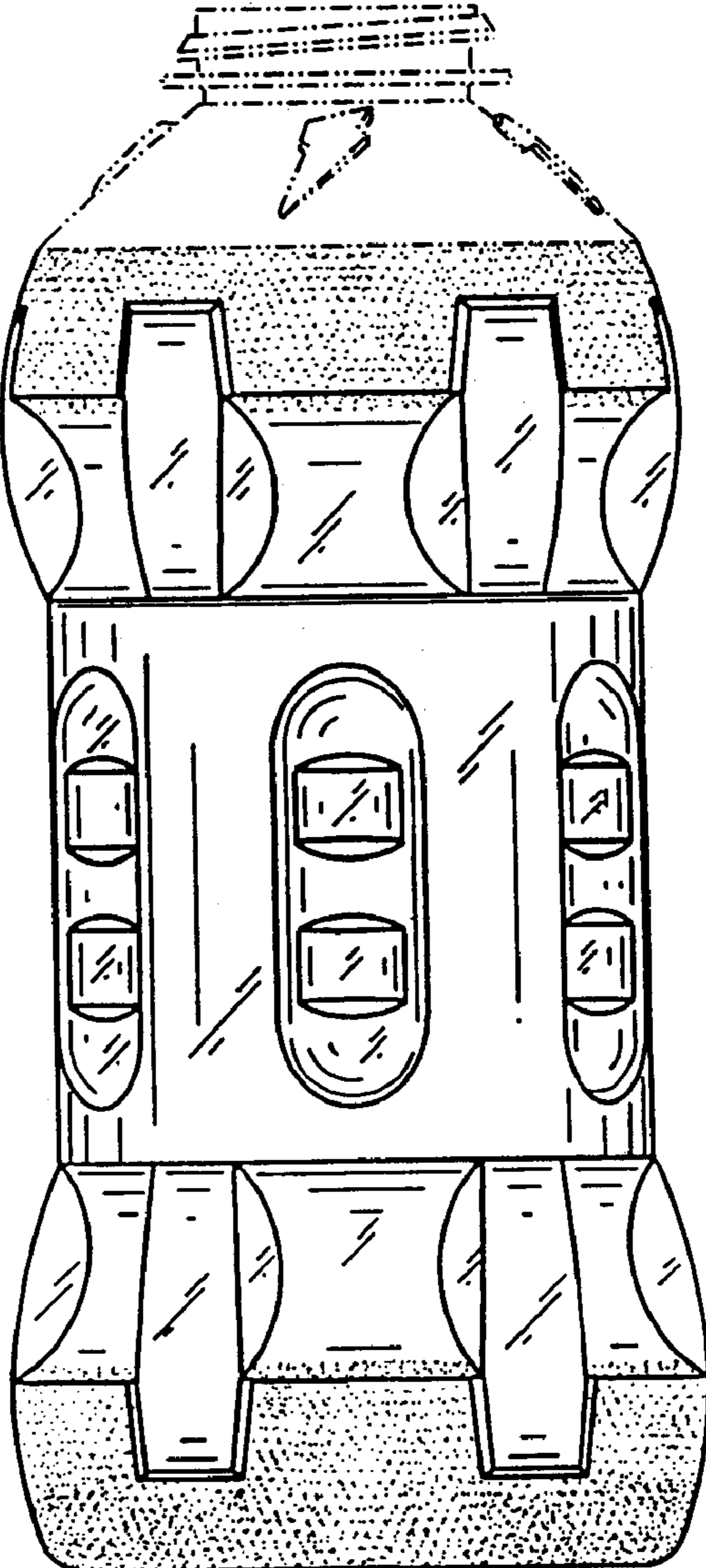


FIG. 3

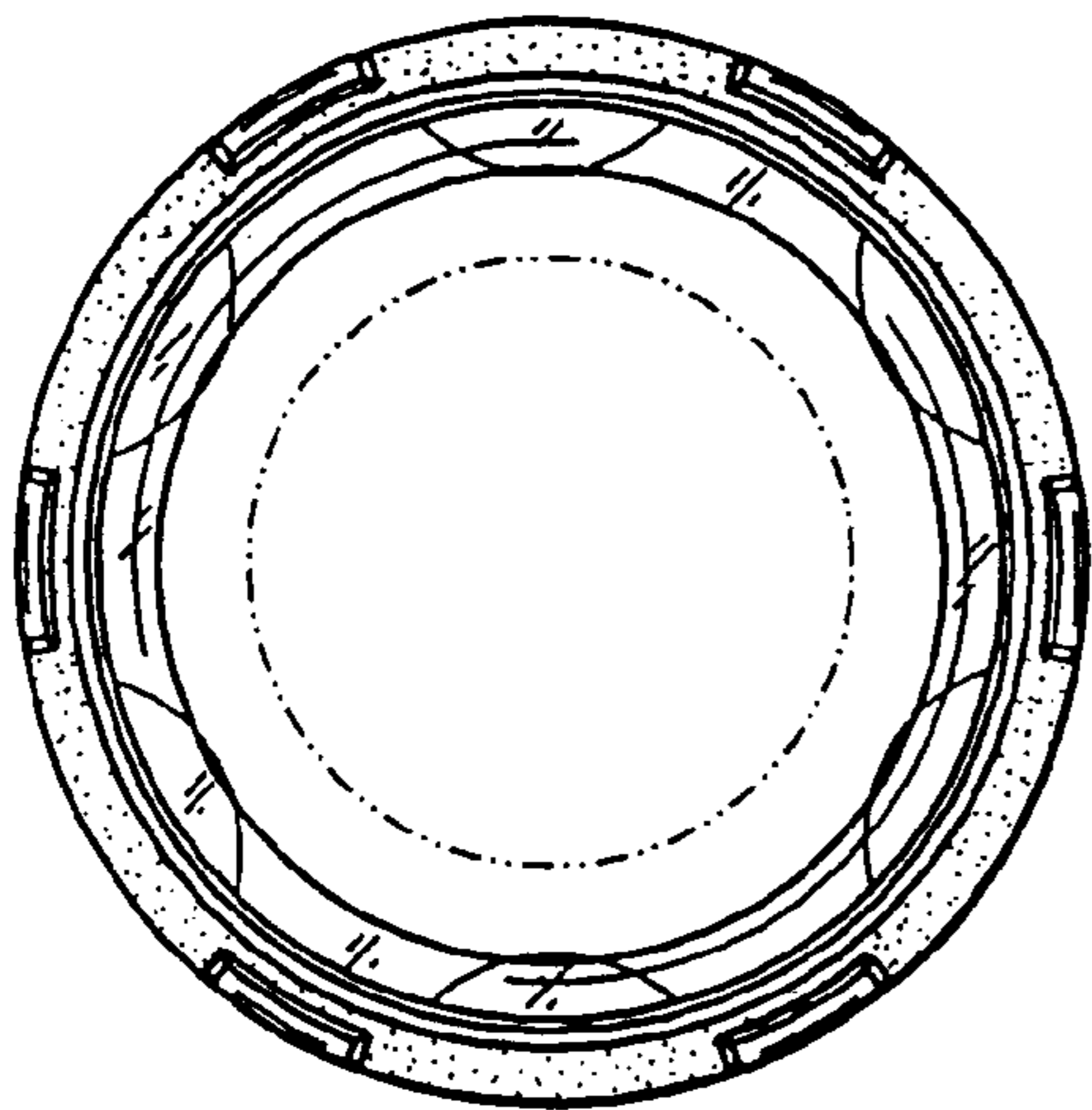
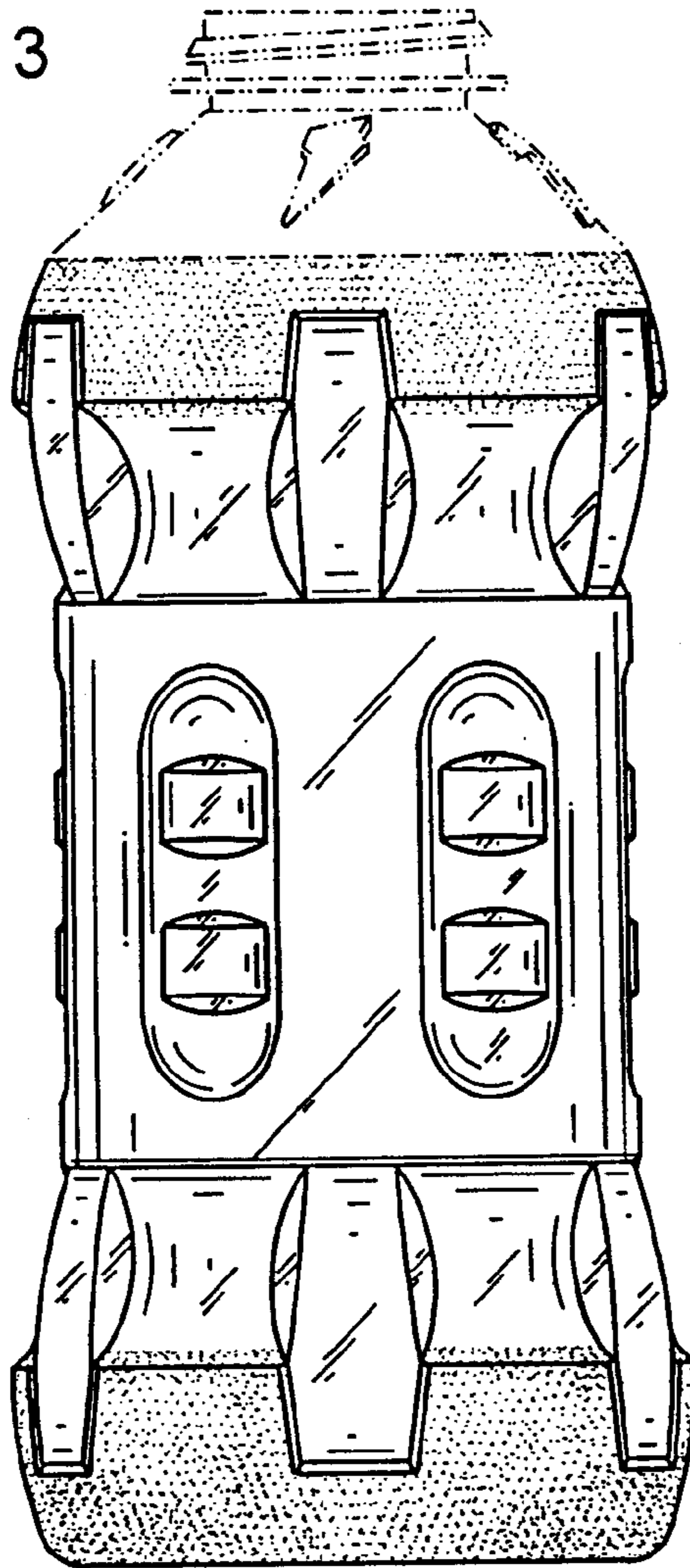


FIG. 4

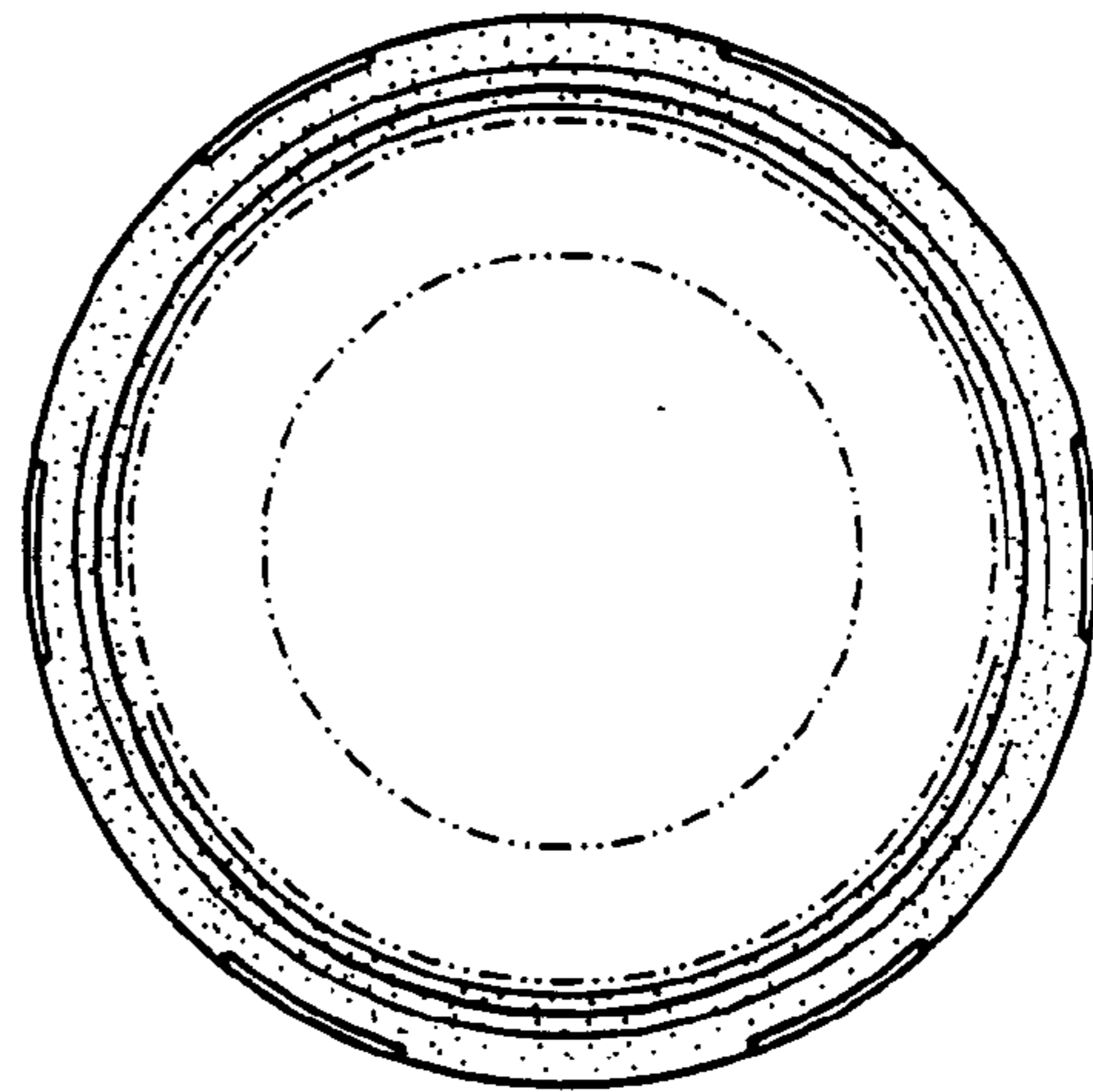


FIG. 5