



US00D506656S

(12) **United States Design Patent**
Garske

(10) **Patent No.:** **US D506,656 S**
(45) **Date of Patent:** **** Jun. 28, 2005**

(54) **BUNKER RAKE HEAD**
(75) **Inventor:** **Stephen J. Garske**, Little Canada, MN
(US)

3,108,426 A * 10/1963 Rugg 56/400.01
D397,592 S * 9/1998 Widmer D8/13
D437,533 S * 2/2001 South D8/13
D439,119 S * 3/2001 Colonello D8/13

(73) **Assignee:** **Par Aide Products Co.**, St. Paul, MN
(US)

* cited by examiner

(**) **Term:** **14 Years**

Primary Examiner—Holly Baynham
(74) *Attorney, Agent, or Firm*—Schwegman, Lundberg,
Woessner & Kluth, P.A.

(21) **Appl. No.:** **29/207,290**

(22) **Filed:** **Jun. 10, 2004**

(57) **CLAIM**

Related U.S. Application Data

The ornamental design for a bunker rake head, as shown and described.

(63) Continuation-in-part of application No. 10/442,342, filed on May 20, 2003, now abandoned.

DESCRIPTION

(51) **LOC (8) Cl.** **08-01**
(52) **U.S. Cl.** **D8/13**
(58) **Field of Search** D8/13; 56/400.01,
56/400.04, 400.17, 400.05, 400.21

FIG. 1 is a perspective view of a head for a bunker rake head, incorporating the new design; and,

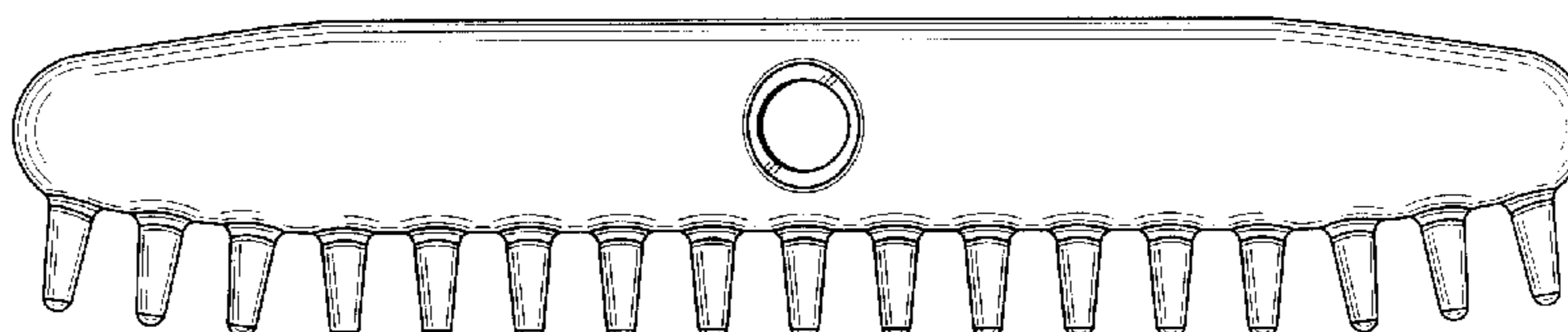
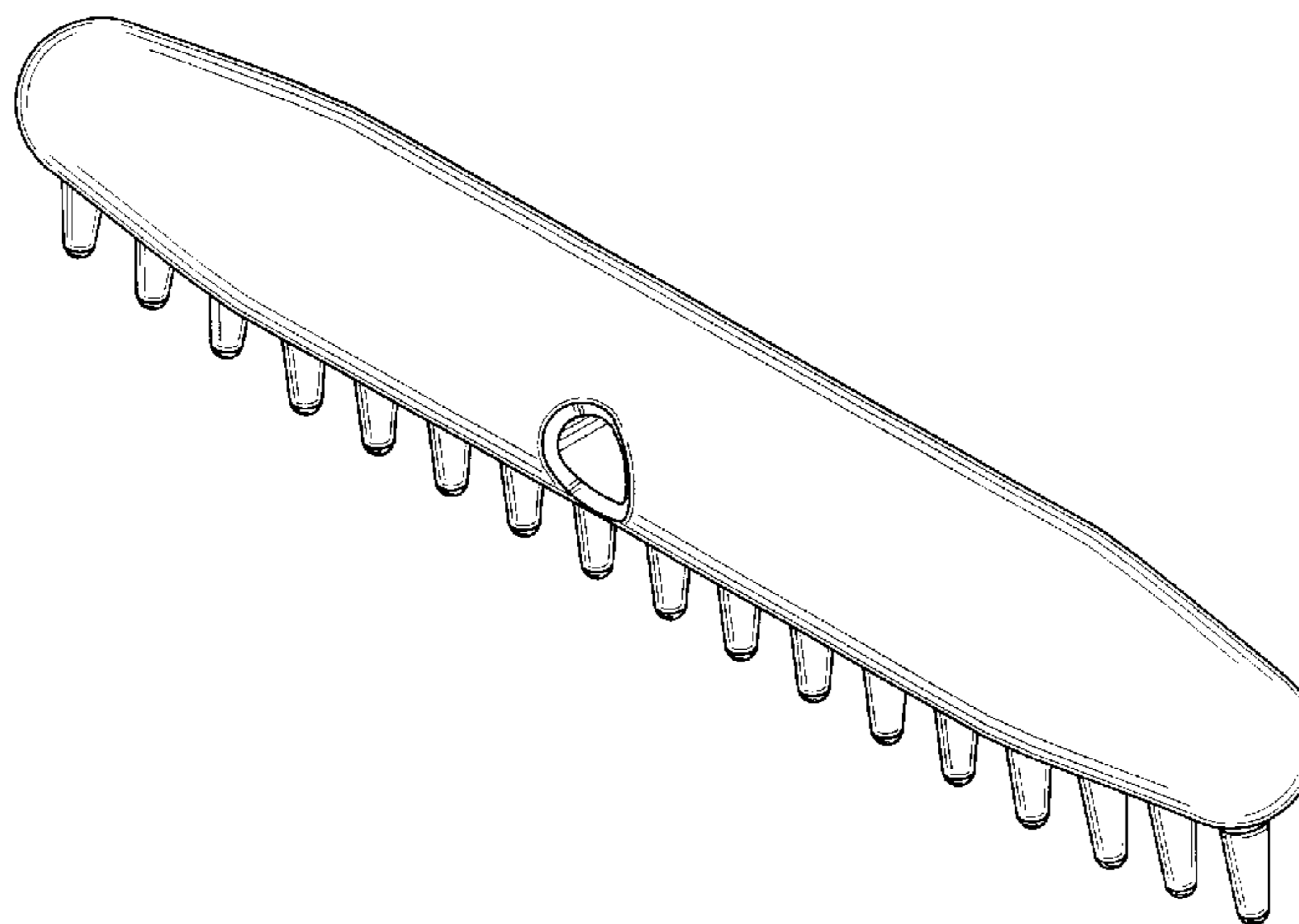
FIG. 2 is a front view of the bunker rake head of FIG. 1, the back view being a mirror image of the front view.

(56) **References Cited**

U.S. PATENT DOCUMENTS

2,570,852 A * 10/1951 Pfistershammer 56/400.01

1 Claim, 1 Drawing Sheet



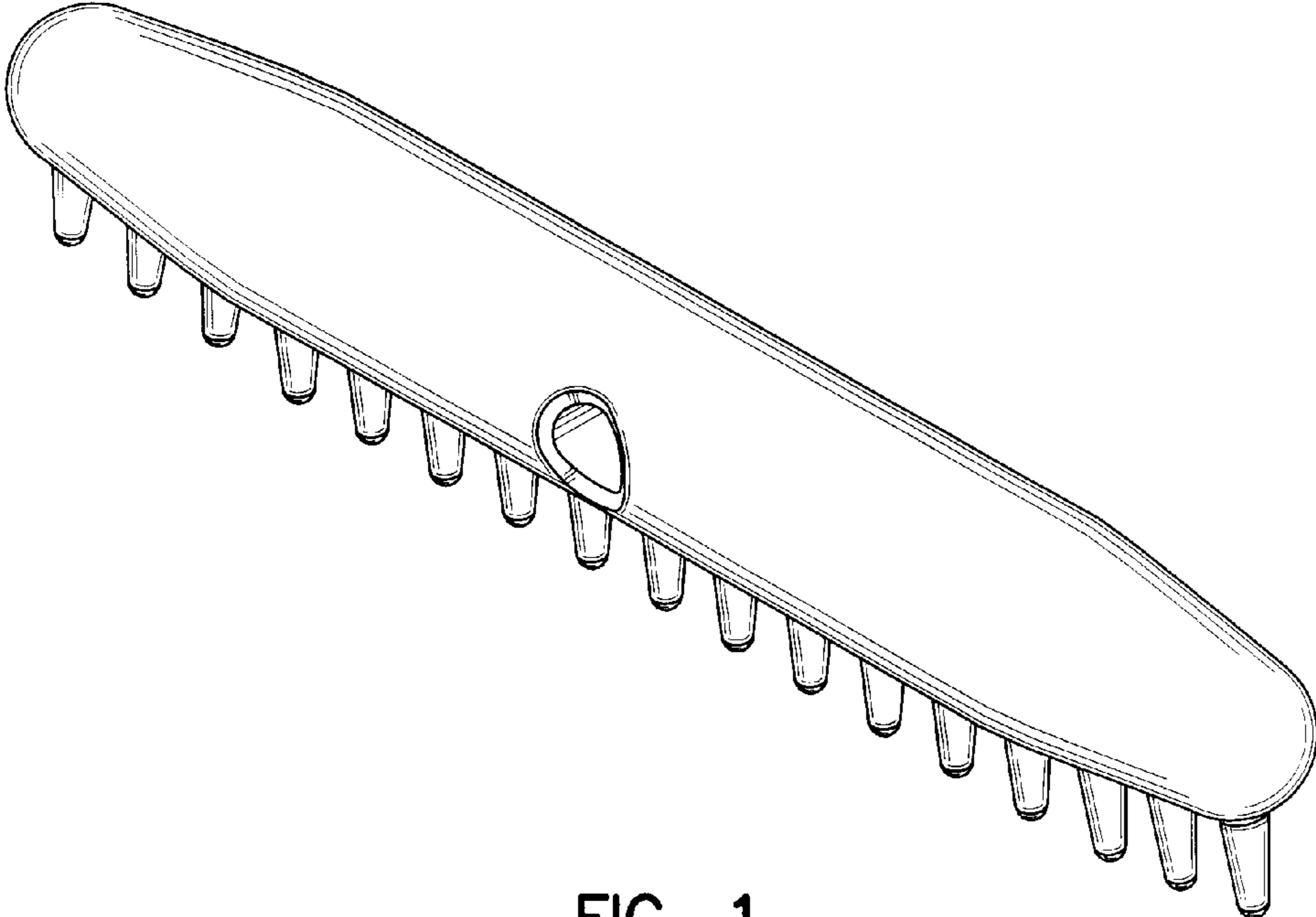


FIG. 1

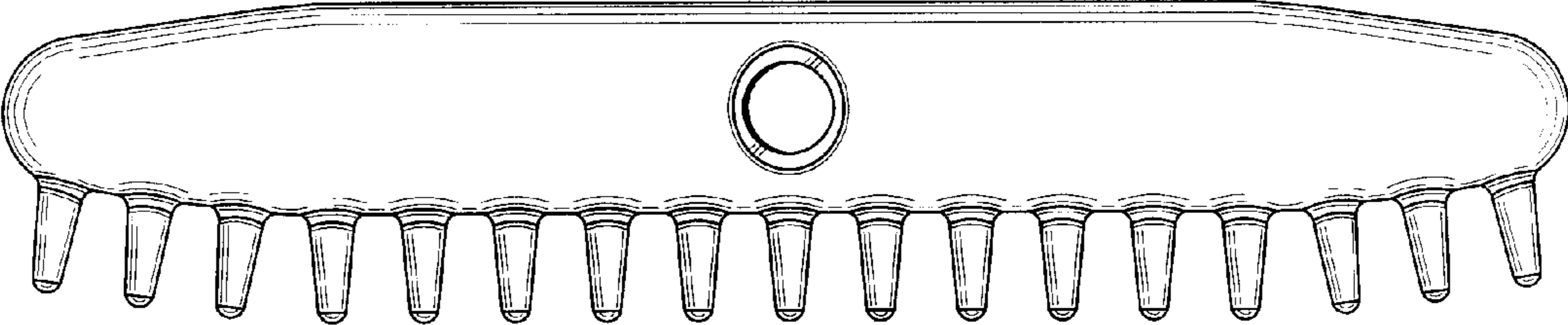


FIG. 2