

US00D506652S

(12) **United States Design Patent**
Bynum

(10) **Patent No.:** **US D506,652 S**
(45) **Date of Patent:** **** Jun. 28, 2005**

(54) **PERVIOUS CONTAINER FOR EROSION CONTROL MATERIAL**

DESCRIPTION

(76) Inventor: **Bobby L. Bynum**, 3477 Indian Lake Way, Birmingham, AL (US) 35124

(**) Term: **14 Years**

(21) Appl. No.: **29/169,688**

(22) Filed: **Oct. 24, 2002**

(51) **LOC (8) Cl.** **08-01**

(52) **U.S. Cl.** **D8/1**

(58) **Field of Search** D8/1; D3/201, D3/245-246, 269; 294/142, 152; 383/16, 33-34, 66

(56) **References Cited**

U.S. PATENT DOCUMENTS

3,481,519	A	*	12/1969	Snetselaar	294/152
3,792,806	A	*	2/1974	Layton	294/152
4,434,829	A	*	3/1984	Barnard	383/34
D394,929	S	*	6/1998	Ahumada	D34/1

* cited by examiner

Primary Examiner—Holly Baynham

(74) *Attorney, Agent, or Firm*—Smith, Gambrell & Russell, LLP

(57) **CLAIM**

The design for a pervious container for erosion control material, as shown.

FIG. 1 is a frontal perspective of a pervious container for erosion control material in accordance with the present invention.

FIG. 2 is an environmental frontal perspective of the pervious container for erosion control material, in accordance with the present invention.

FIG. 3 is a plan view of a pervious container for erosion control material in accordance with the present invention.

FIG. 4 is a front elevation of a pervious container for erosion control material in accordance with the present invention.

FIG. 5 is a side elevation view of a pervious container for erosion control material in accordance with the present invention.

FIG. 6 is a opposite side elevation view of a pervious container for erosion control material in accordance with the present invention.

FIG. 7 is a opposite front elevation of a pervious container for erosion control material in accordance with the present invention; and,

FIG. 8 is a bottom plan view of a pervious container for erosion control material in accordance with the present invention.

The broken line showing of erosion control materials are for illustrative purposes only and form no part of the claimed design.

1 Claim, 3 Drawing Sheets

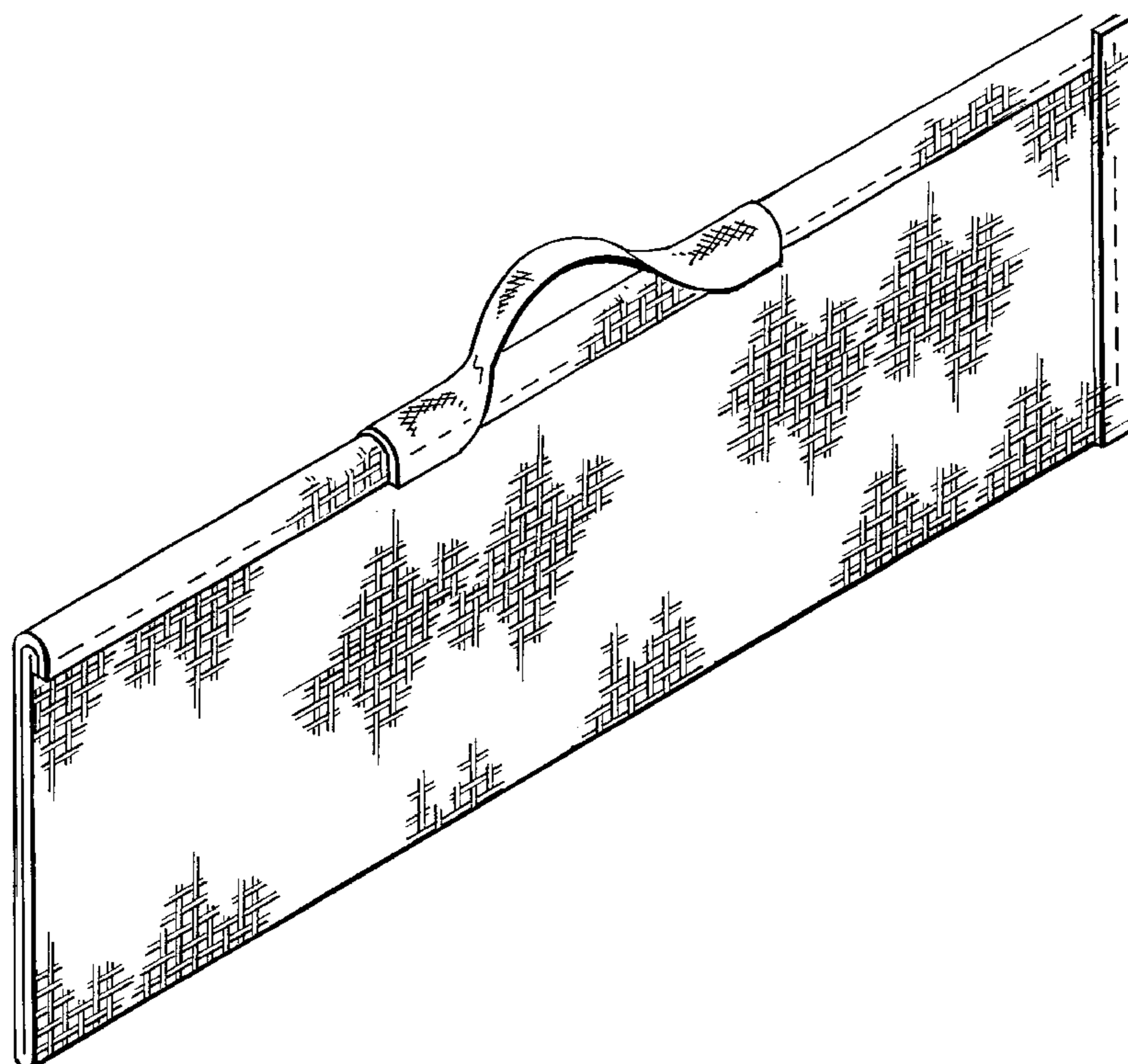


Fig. 1

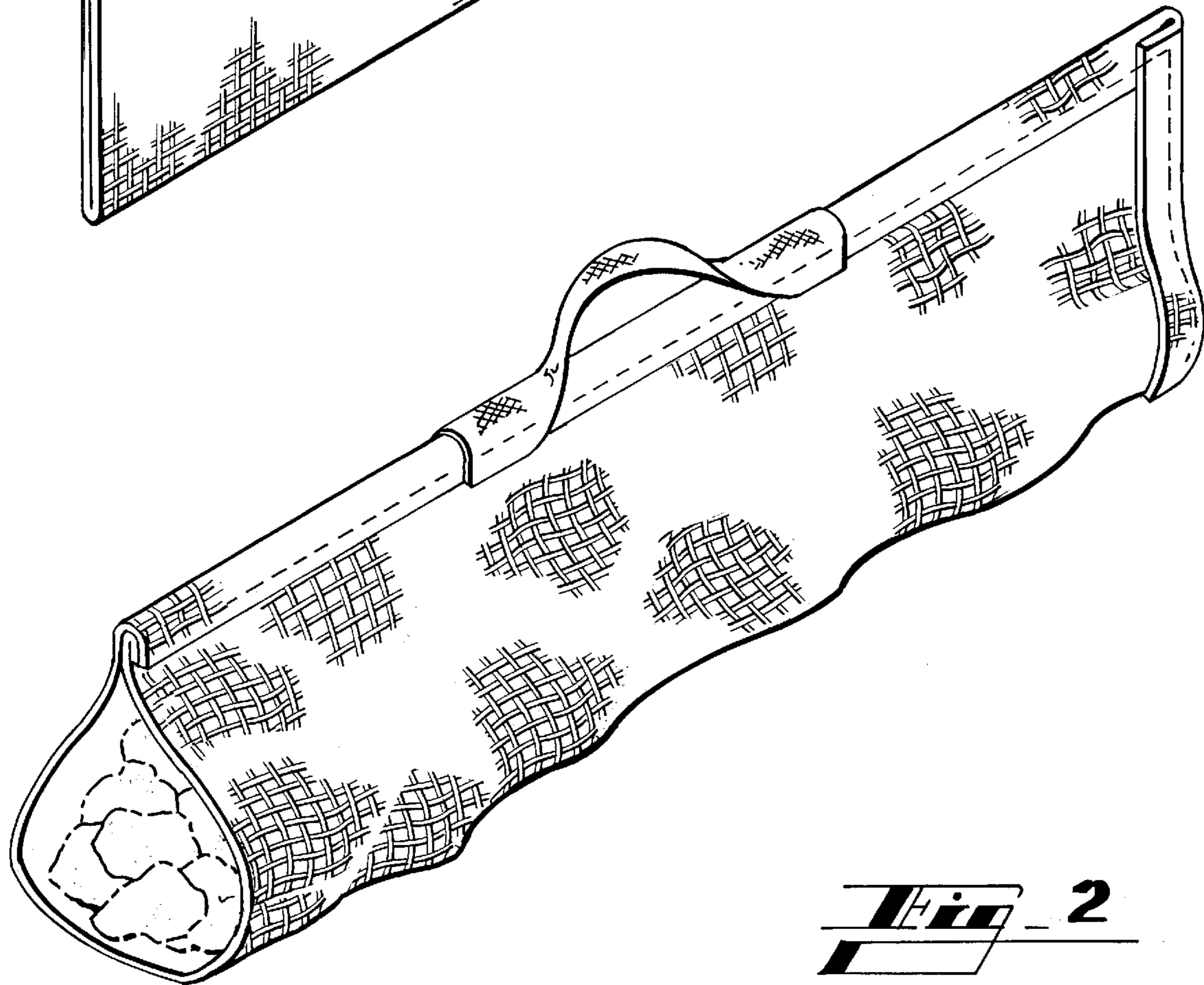
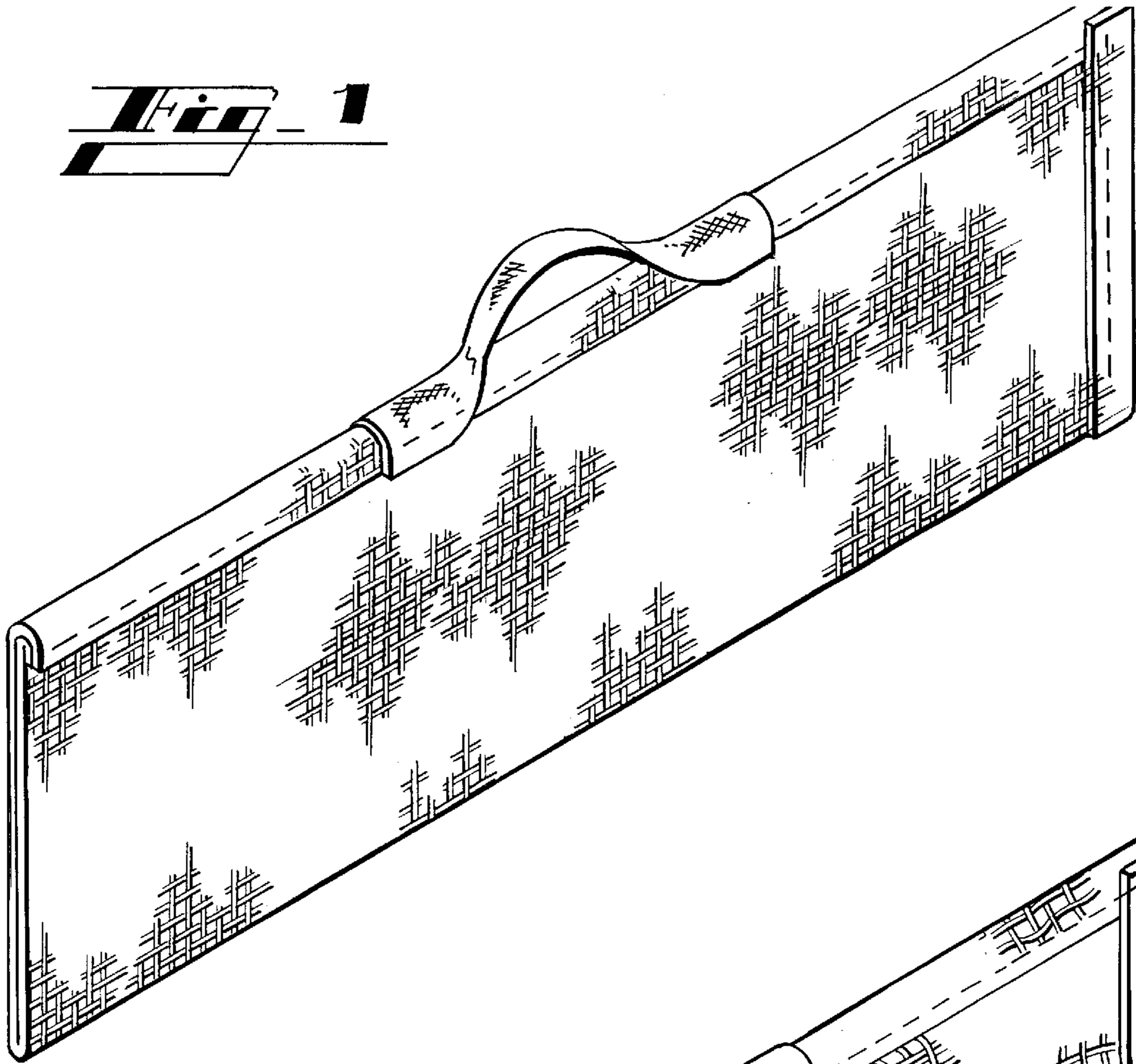


Fig. 2

