

US00D506647S

(12) **United States Design Patent**
McMullin

(10) **Patent No.:** **US D506,647 S**

(45) **Date of Patent:** **** Jun. 28, 2005**

(54) **KNIFE**

(75) **Inventor:** **Kevin S. McMullin**, Dove Canyon, CA (US)

(73) **Assignee:** **Destiny Plastics, Inc.**, Dove Canyon, CA (US)

(**) **Term:** **14 Years**

(21) **Appl. No.:** **29/202,574**

(22) **Filed:** **Apr. 1, 2004**

(51) **LOC (8) Cl.** **07-03**

(52) **U.S. Cl.** **D7/650**

(58) **Field of Search** D7/642-664, 368, D7/401.2, 651, 656, 657, 669, 675, 676, 683, 688, 689; 30/137, 141, 147-150, 322-327, 329, 340, 342-345; D8/107

(56) **References Cited**

U.S. PATENT DOCUMENTS

D278,301 S * 4/1985 Laslo D7/649

D309,849 S * 8/1990 Callinan D7/649
D391,453 S * 3/1998 Iacovelli D7/650
D393,781 S * 4/1998 Iacovelli D7/653
D420,258 S * 2/2000 Leo et al. D7/649
D479,103 S * 9/2003 McMullin D7/645

* cited by examiner

Primary Examiner—Caron D. Veynar

(74) *Attorney, Agent, or Firm*—Francis C. Hand; Carella, Byrne, Bain et al

(57) **CLAIM**

The ornamental design for a knife, as shown and described.

DESCRIPTION

FIG. 1 illustrates a front view of a knife employing the ornamental design in accordance with the invention; FIG. 2 illustrates a back view of the knife of FIG. 1; FIG. 3 illustrates a left side view of the knife of FIG. 1; FIG. 4 illustrates a right side view of the knife of FIG. 1; FIG. 5 illustrates a top end view of the knife of FIG. 1; and, FIG. 6 illustrates a bottom end view of the knife of FIG. 1.

1 Claim, 2 Drawing Sheets

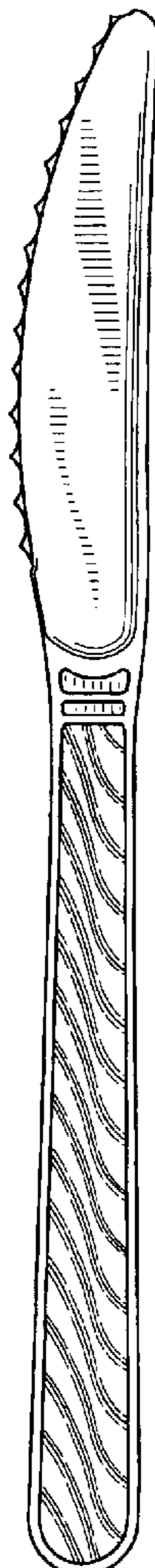


FIG. 1

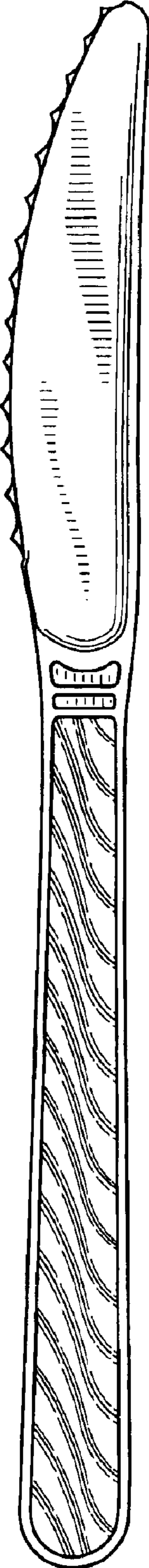


FIG. 2

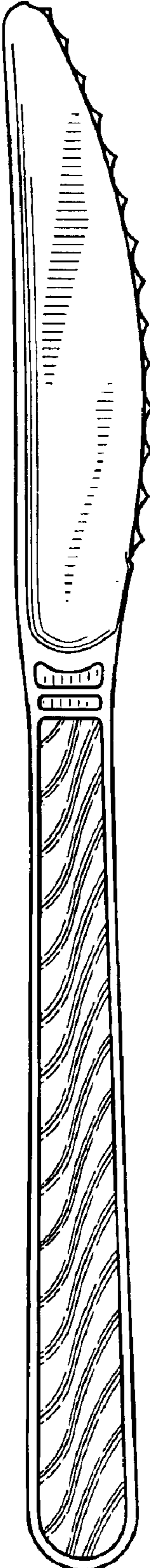


FIG. 3



FIG. 4



FIG. 5




FIG. 6

