

US00D506646S

(12) **United States Design Patent**
Cherney

(10) **Patent No.: US D506,646 S**
(45) **Date of Patent: ** Jun. 28, 2005**

(54) **INSULATED BEVERAGE CONTAINER**

(76) **Inventor: Theresa A. Cherney, 519 Bluebird,
Green Bay, WI (US) 54303**

(**) **Term: 14 Years**

(21) **Appl. No.: 29/199,972**

(22) **Filed: Feb. 23, 2004**

(51) **LOC (8) Cl. 07-01**

(52) **U.S. Cl. D7/607; D3/226**

(58) **Field of Search D7/605, 607, 709,
D7/710; D3/215, 225, 226, 232, 243; 224/148.4-148.7,
197; 383/97, 110; 220/737, 739, 915.1,
915.2; 62/457.1-457.7**

(56) **References Cited**

U.S. PATENT DOCUMENTS

2,289,254	A	*	7/1942	Eagles	383/97
2,960,136	A	*	11/1960	Ziff	383/110
4,018,371	A		4/1977	George		
4,295,345	A		10/1981	Atkinson		
D289,128	S	*	4/1987	Bradshaw	D7/607
D291,623	S		9/1987	Ericksen		
4,812,054	A		3/1989	Kierkendall		

D350,874	S	*	9/1994	Gowin	D7/606
D411,416	S	*	6/1999	Freese et al.	D7/607
D411,419	S	*	6/1999	Wyant	D7/709
D421,371	S	*	3/2000	Fair	D7/709
6,360,558	B1		3/2002	Woon		
2001/0032866	A1		10/2001	Gagne		
2003/0127475	A1		7/2003	Manini		

* cited by examiner

Primary Examiner—Terry A. Wallace

(57) **CLAIM**


The ornamental design for an insulated beverage container, as shown and described.

DESCRIPTION

FIG. 1 is front elevational view of an insulated beverage container showing my new design; FIG. 2 is a rear elevational view thereof; FIG. 3 is a side elevational view thereof; FIG. 4 is a top plan view thereof; FIG. 5 is a bottom plan view thereof; and, FIG. 6 is a perspective view thereof.

The broken lines are for illustrative purposes only and form no part of the claimed design.

1 Claim, 3 Drawing Sheets



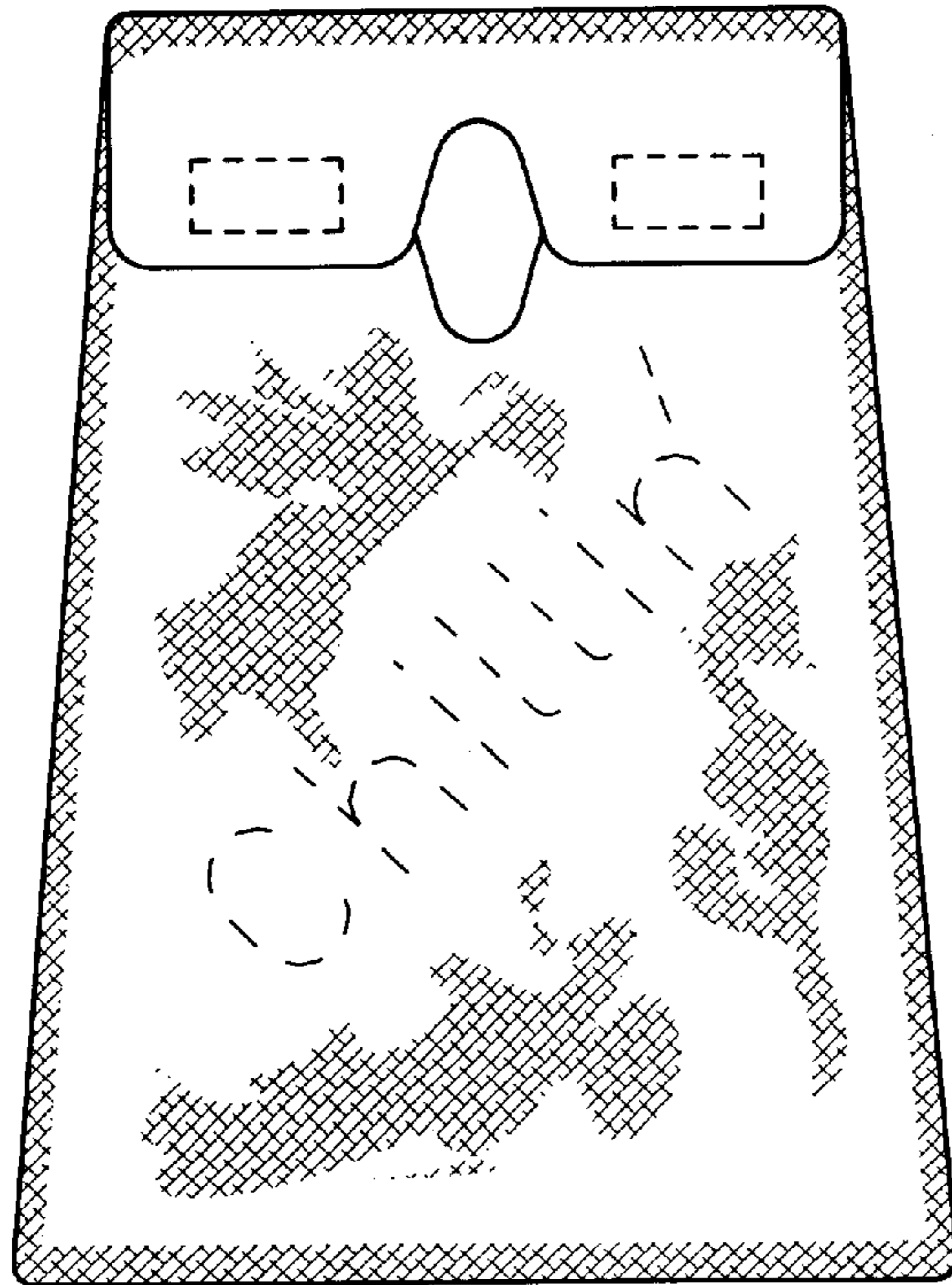


FIG. 1

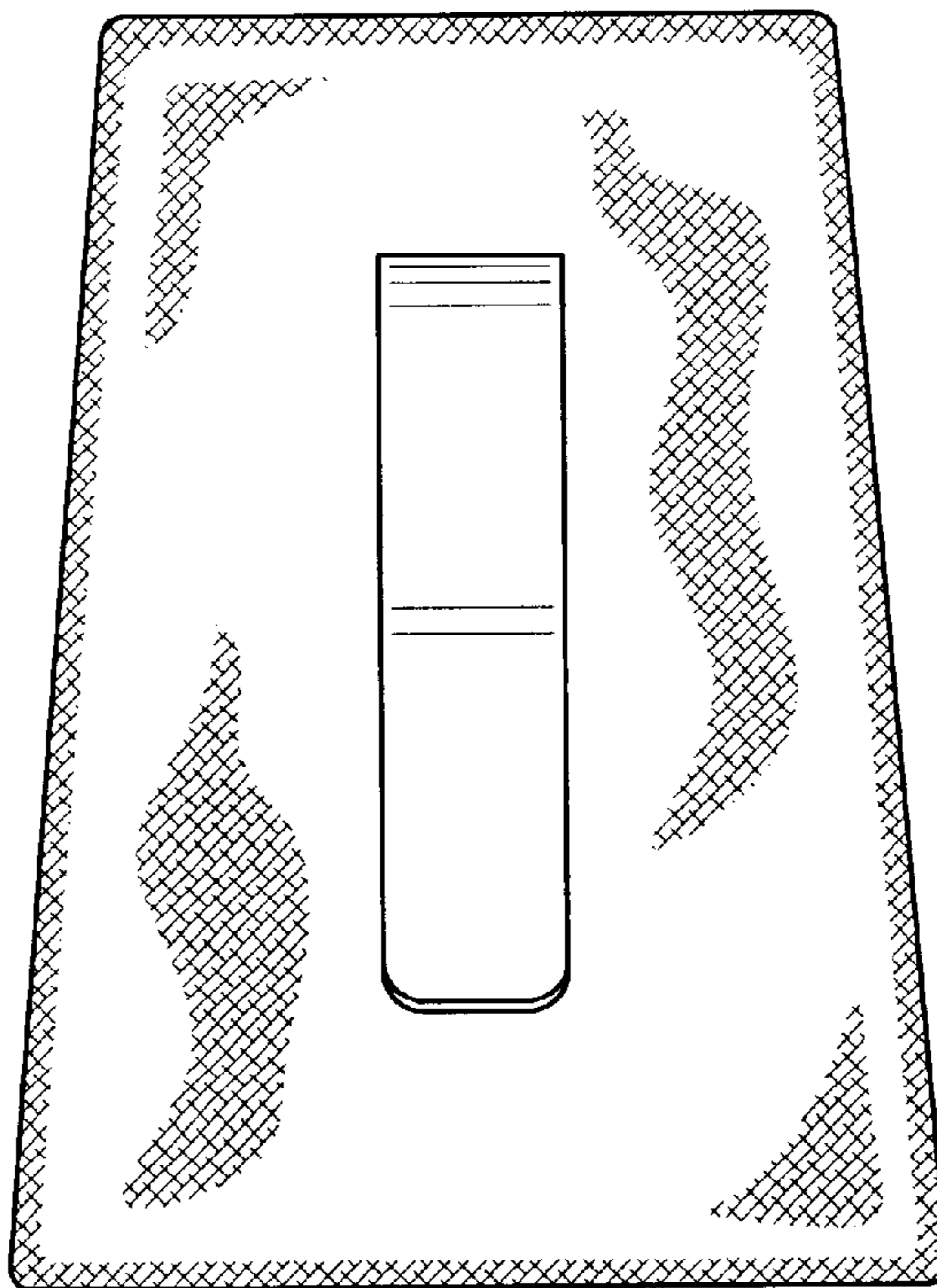


FIG. 2

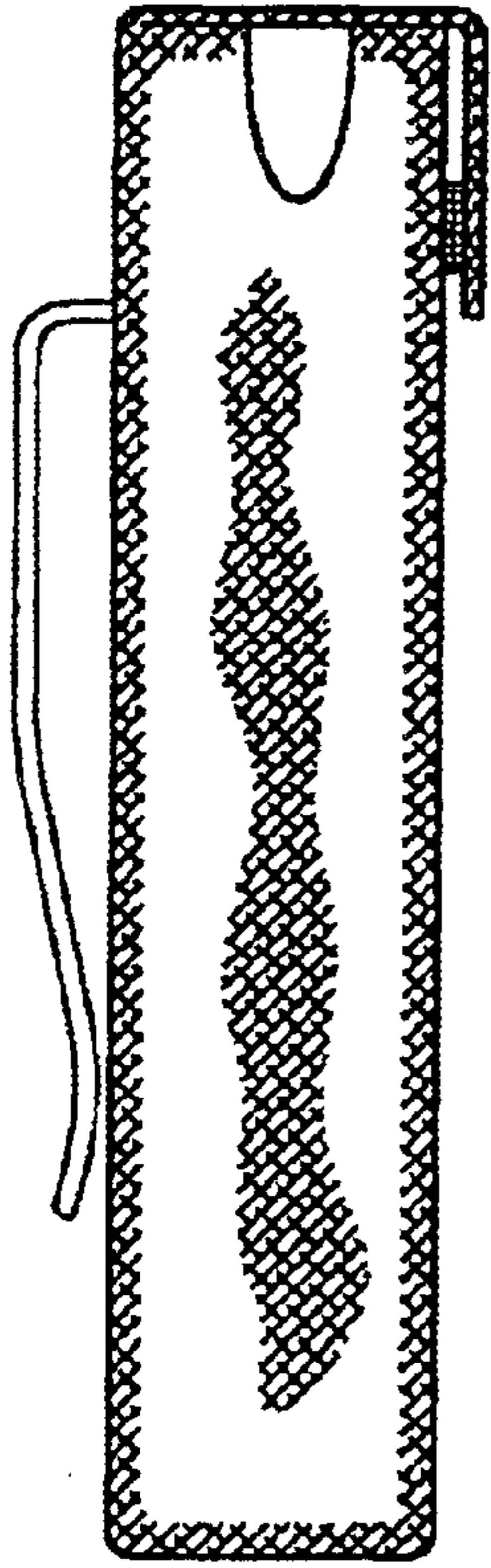


FIG.3

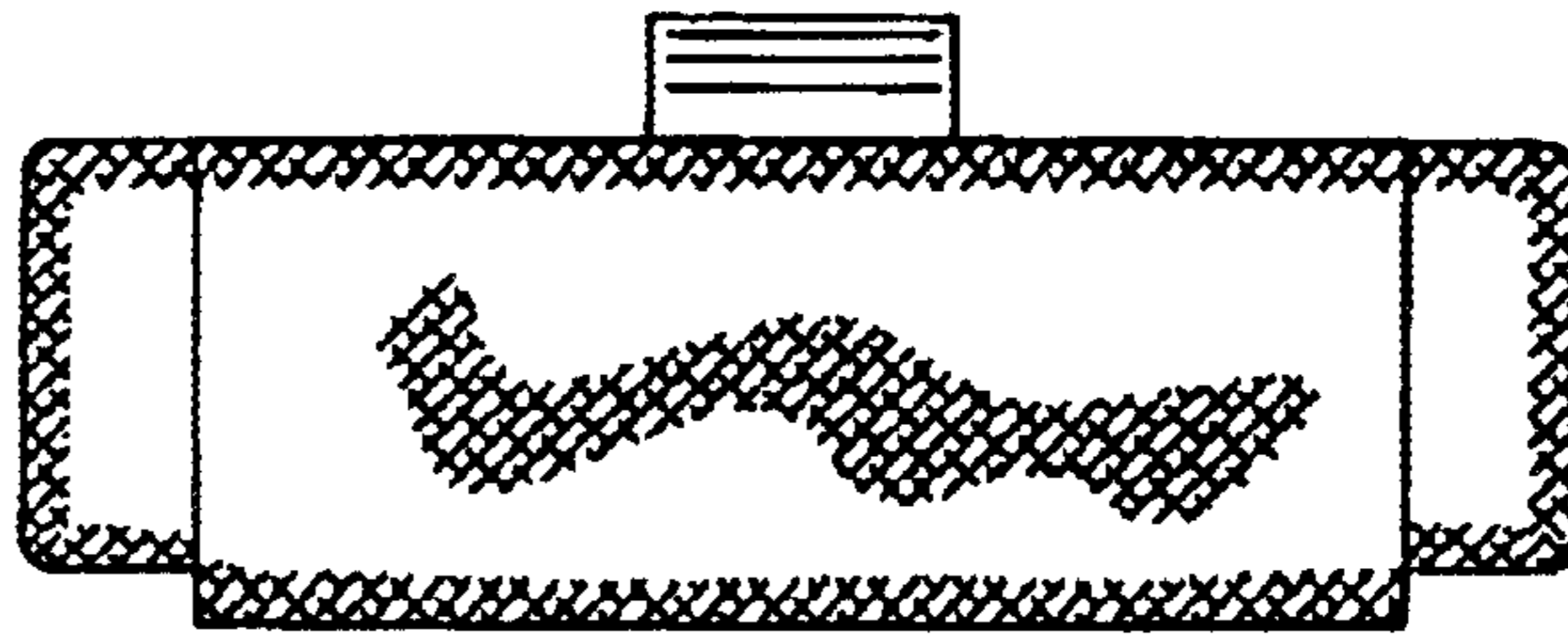


FIG.4

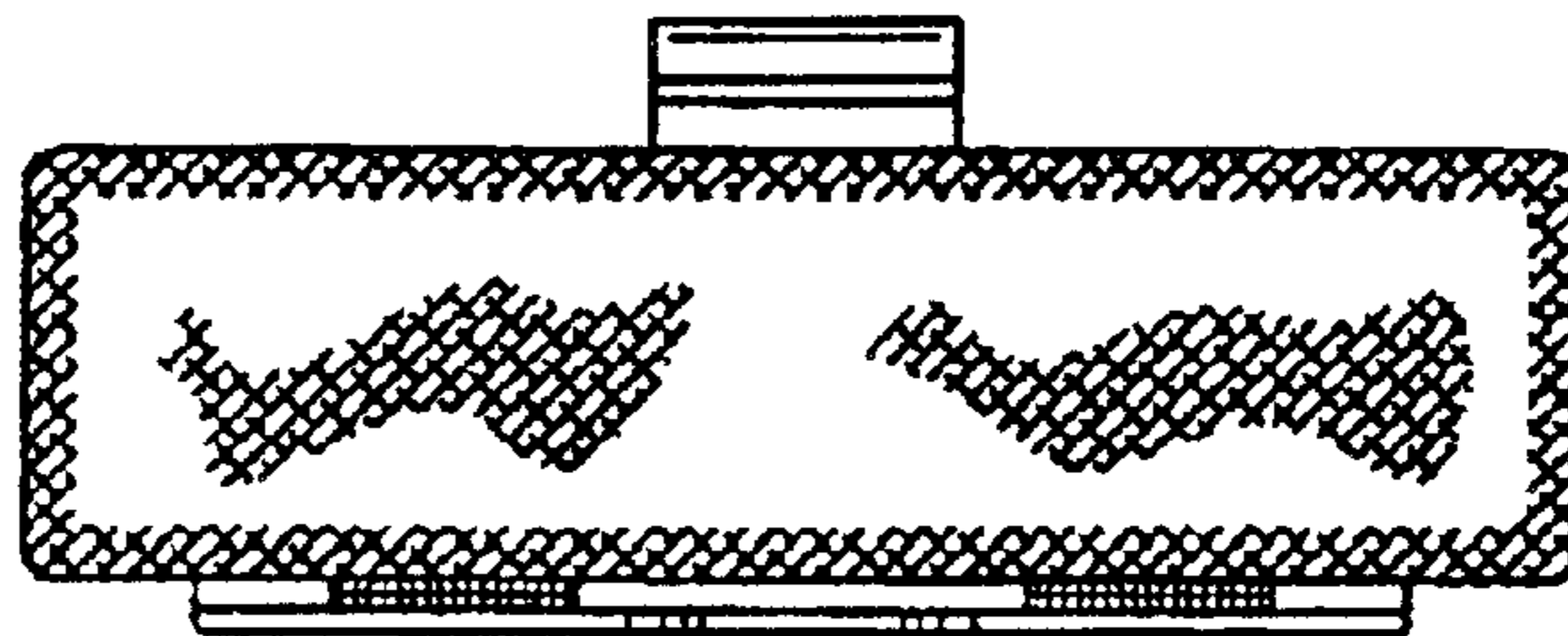


FIG.5




FIG.6