

US00D506641S

(12) **United States Design Patent**
Liu

(10) **Patent No.:** **US D506,641 S**
(45) **Date of Patent:** **** Jun. 28, 2005**

(54) **DRINKING VESSEL**

(75) Inventor: **Yiu Ching Liu**, Lake Oswego, OR
(US)

(73) Assignee: **Pacific Cornetta, Inc.**, Wilsonville, OR
(US)

(**) Term: **14 Years**

(21) Appl. No.: **29/183,635**

(22) Filed: **Jun. 13, 2003**

(51) **LOC (8) Cl.** **07-01**

(52) **U.S. Cl.** **D7/523; D7/532**

(58) **Field of Search** **D7/509, 523, 507,**
D7/532, 531; 206/520; 220/705, 710, 605;
215/388, 43

(56) **References Cited**

U.S. PATENT DOCUMENTS

1,832,806	A	*	11/1931	Dawson	215/43
D95,903	S	*	6/1935	Fenton	D7/523
D96,737	S	*	9/1935	Funrock	D7/523
D99,508	S	*	5/1936	Hutchison	D7/523
D113,508	S	*	2/1939	Gross	D7/507
2,996,208	A	*	8/1961	Schroeder	215/377
D217,826	S	*	6/1970	Benes	D7/523
D282,152	S	*	1/1986	Mendenhall	D11/154
D360,114	S	*	7/1995	Whiteside, Jr.	D7/619
D383,037	S	*	9/1997	Asberg	D7/511
D404,970	S	*	2/1999	Asberg	D7/511
D433,599	S	*	11/2000	Kristiansen et al.	D7/523
D457,782	S	*	5/2002	Snell	D7/396.6

D469,658	S	*	2/2003	Norris et al.	D7/523
D472,101	S	*	3/2003	Janky	D7/532
D474,077	S	*	5/2003	Hatsumoto	D7/608
D477,184	S	*	7/2003	Latapi	D7/509
D483,995	S	*	12/2003	Otake	D7/523
D488,348	S	*	4/2004	Liu	D7/523

* cited by examiner

Primary Examiner—M. N. Pandozzi

(74) *Attorney, Agent, or Firm*—Steven J. Adamson

(57) **CLAIM**

I claim the ornamental design for a drinking vessel, substantially as shown and described.

DESCRIPTION

FIG. 1 is a perspective view of a drinking vessel with fluted shape and pronounced base in accordance with the present invention;

FIG. 2 is a front elevation view thereof, the back elevation view is identical;

FIG. 3 is a top plan thereof;

FIG. 4 is a bottom plan view thereof;

FIG. 5 is a perspective view of an alternative embodiment of a drinking vessel with fluted shape and pronounced base in accordance with the present invention, the front elevation view and back elevation view of the alternative embodiment are identical to FIG. 2; and,

FIG. 6 is a top plan view of the alternative embodiment, the bottom plan view of the alternative embodiment is identical to FIG. 4.

1 Claim, 2 Drawing Sheets

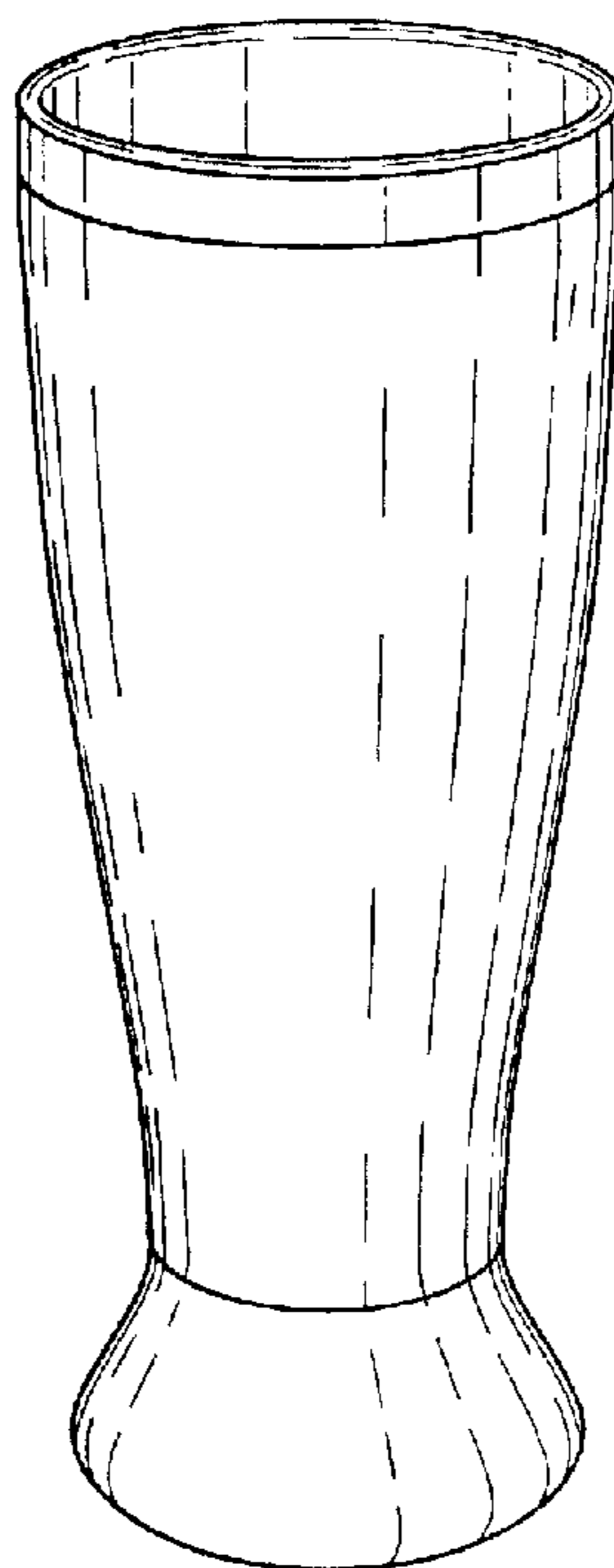


Fig. 1

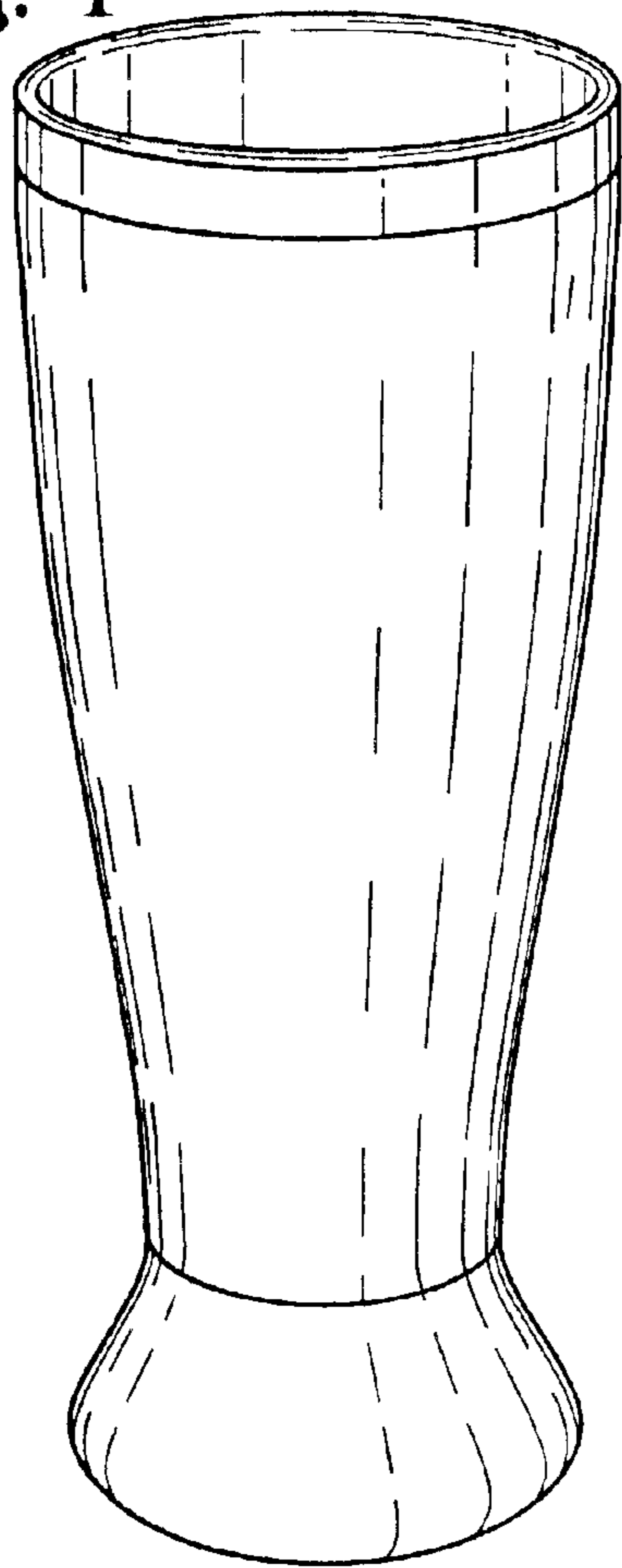


Fig. 2

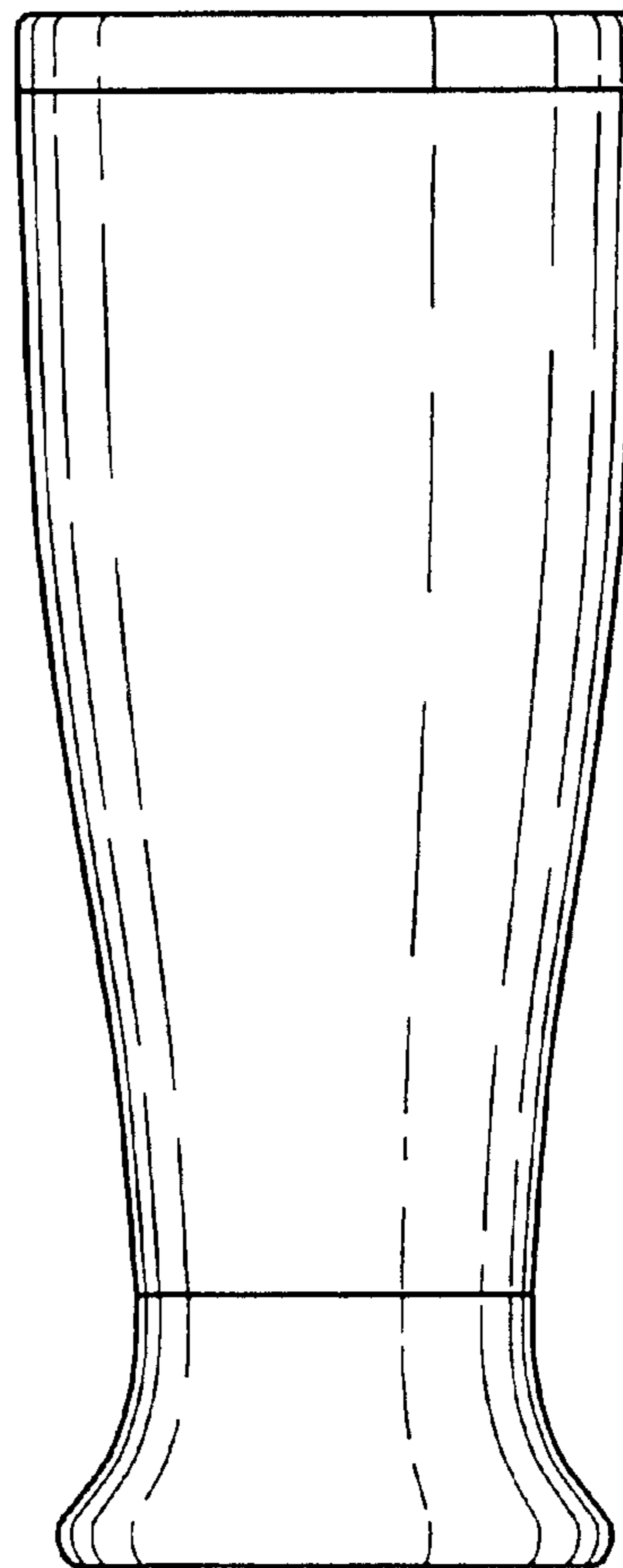


Fig. 3

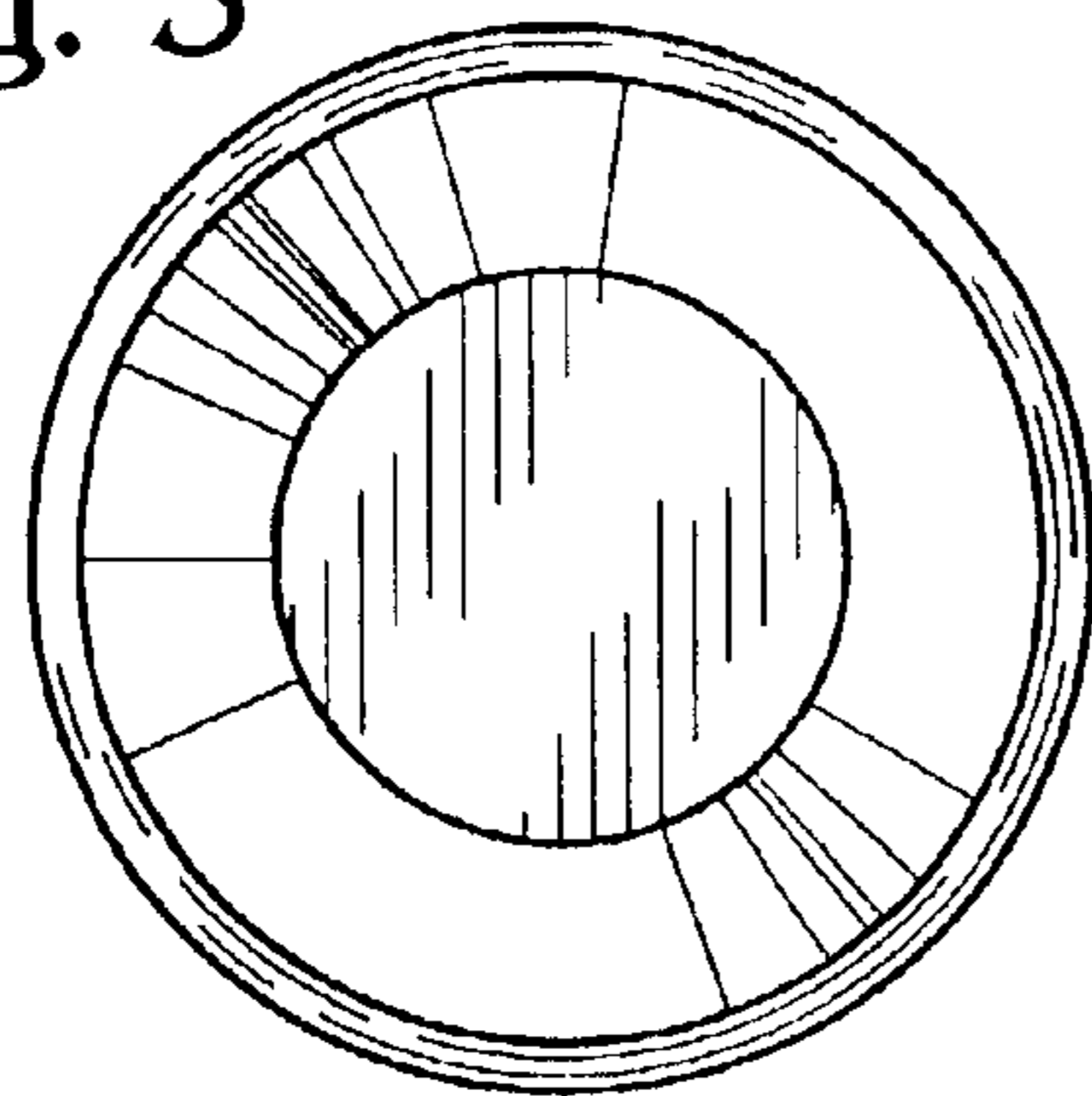


Fig. 4

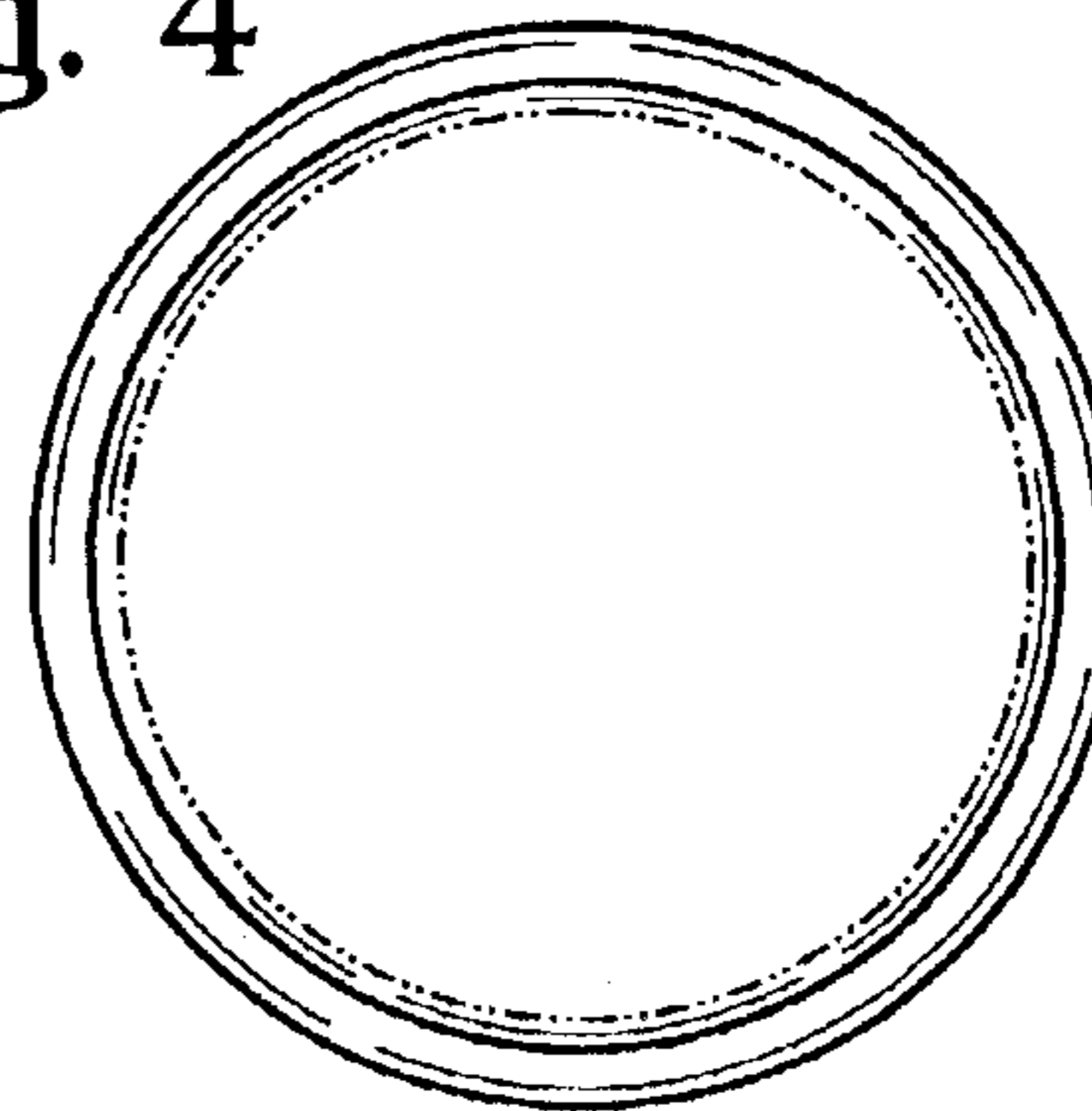


Fig. 5

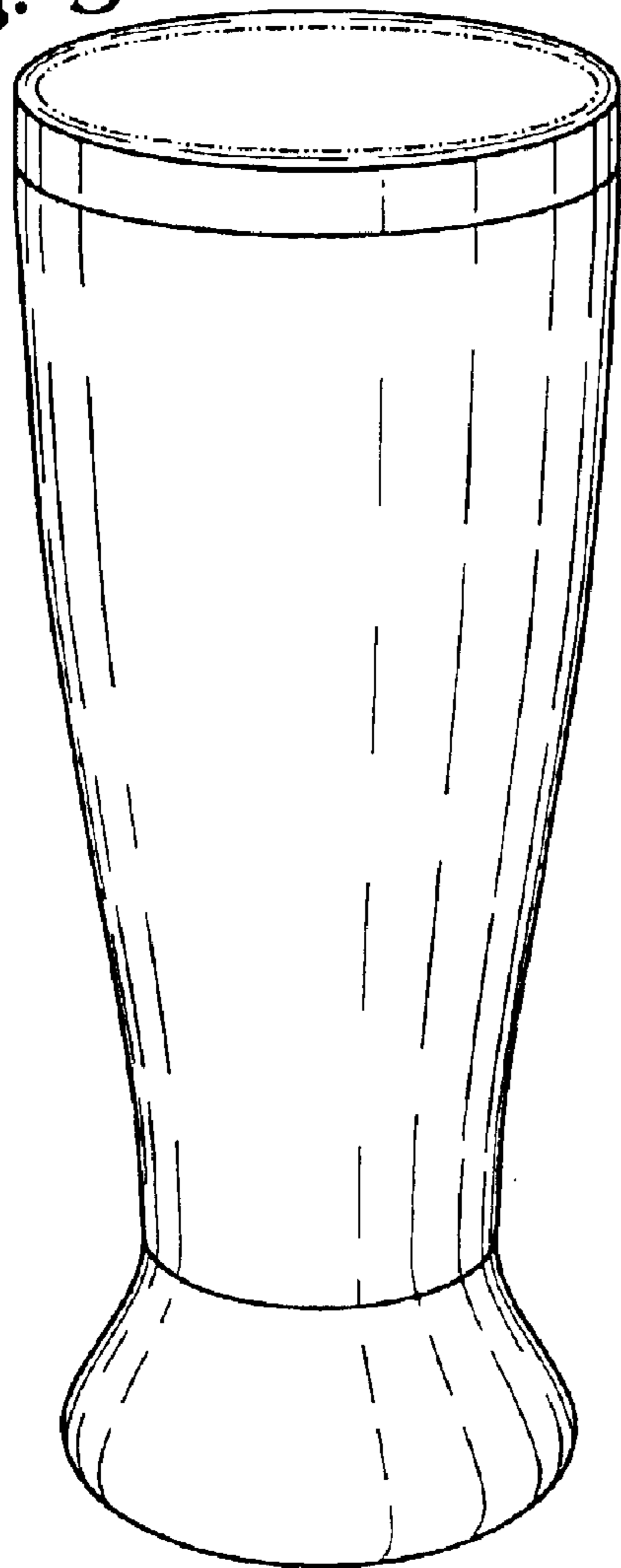


Fig. 6

