



US00D506633S

(12) **United States Design Patent**
Dick-Read

(10) **Patent No.: US D506,633 S**
(45) **Date of Patent: ** Jun. 28, 2005**

(54) **DEVICE FOR MAKING A BEVERAGE**

D449,960 S * 11/2001 Durbin et al. D7/400
D494,809 S * 8/2004 Yerelien D7/396.2

(75) Inventor: **Giles Dick-Read, Oxfordshire (GB)**

FOREIGN PATENT DOCUMENTS

(73) Assignee: **Tea Solutions Limited (GB)**

EP	0 173 492 A1	3/1986
GB	480596	2/1938
GB	763021	12/1956
GB	1 601 335	10/1981
GB	2 247 390 A	3/1992
GB	2 311 206 A	9/1997
WO	WO 01/64083 A1	9/2001

(**) Term: **14 Years**

(21) Appl. No.: **29/198,396**

(22) Filed: **Jan. 29, 2004**

(30) **Foreign Application Priority Data**

Aug. 1, 2003 (EM) 000058938

OTHER PUBLICATIONS

(51) **LOC (8) Cl. 07-99**

International Search Report for GB 0202528.6 dated May 27, 2002.

(52) **U.S. Cl. D7/300.2**

International Search Report for PCT/GB 03/03362 dated Feb. 17, 2004.

(58) **Field of Search** D7/300.2, 400,
D7/667, 396.2, 399, 647, 369; 99/323;
426/84, 82; 30/326, 325; 28/190; 210/471,
469; 422/266; 219/525; 76/105

* cited by examiner

(56) **References Cited**

Primary Examiner—Ruth McInroy
Assistant Examiner—Terrence Huang
(74) *Attorney, Agent, or Firm*—Caesar, Rivise, Bernstein,
Cohen & Pokotilow, Ltd.

U.S. PATENT DOCUMENTS

880,190 A	*	2/1908	Bultzingslowen	99/323
1,247,906 A	*	11/1917	Lubrano	426/84
1,648,905 A	*	11/1927	Lawton	28/190
2,570,521 A	*	10/1951	Chester	99/323
3,354,812 A	*	11/1967	Gorton, Jr.	99/323
3,755,895 A	*	9/1973	Claasen	30/326
4,211,156 A		7/1980	Zimmermann	
4,215,628 A		8/1980	Dodd, Jr.	
4,465,697 A		8/1984	Brice et al.	
D296,644 S	*	7/1988	Stevens	D7/667
5,277,103 A		1/1994	Cox	
5,623,865 A		4/1997	Sidiropoulos	
5,967,019 A		10/1999	Johnson et al.	
D439,470 S	*	3/2001	Durbin et al.	D7/400
D439,799 S	*	4/2001	Kwok	D7/400
D440,115 S	*	4/2001	Kennedy, III	D7/400

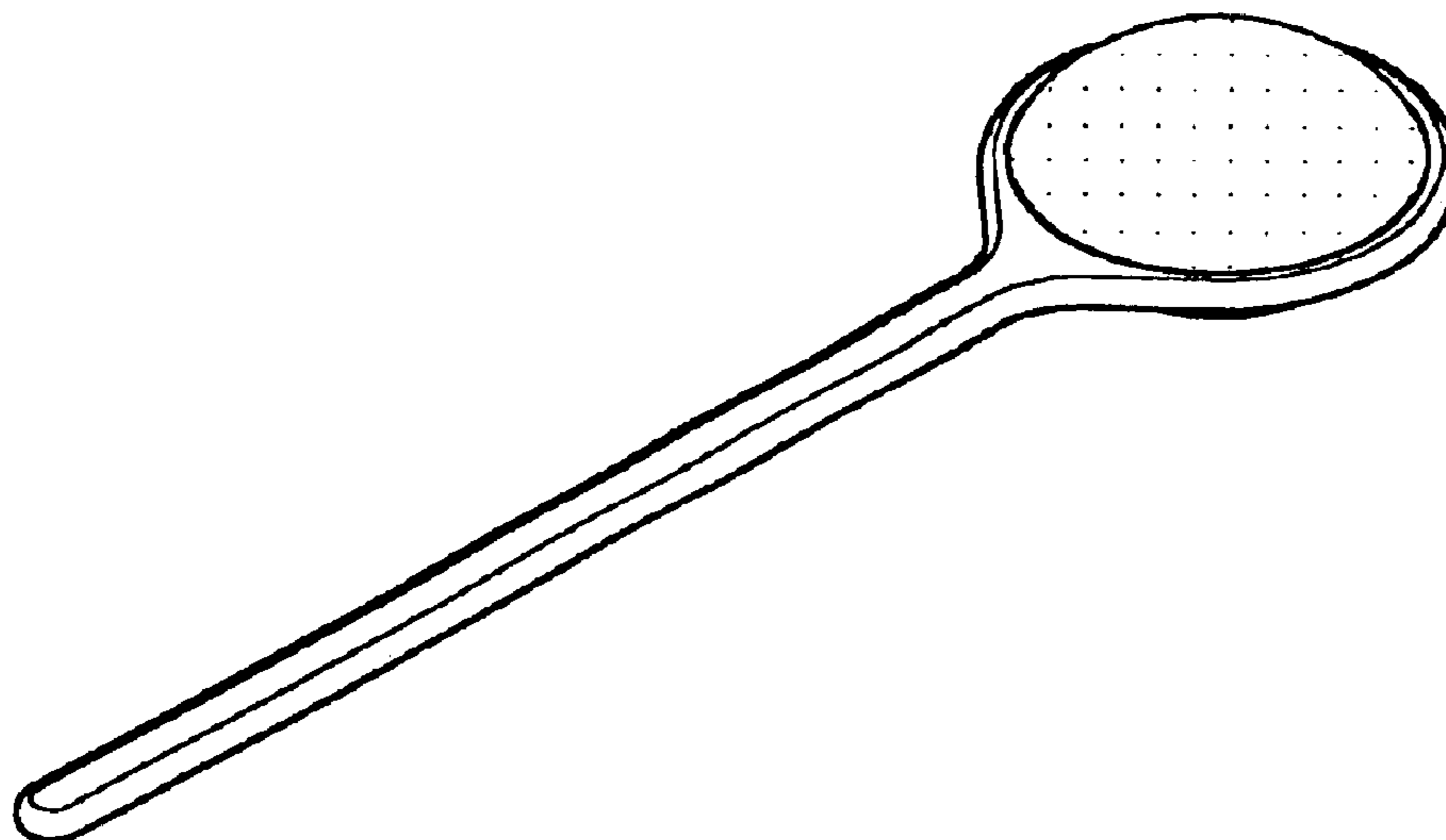
(57) **CLAIM**

The ornamental design for a device for making a beverage, as shown and described.

DESCRIPTION

FIG. 1 is a top perspective view of the device for making a beverage in an expanded state showing my new design, the bottom view being identical;
FIG. 2 is a side elevational view in an expanded state thereof, the opposite side being identical; and,
FIG. 3 is a side elevational view in a contracted state thereof, the opposite side being identical.

1 Claim, 3 Drawing Sheets



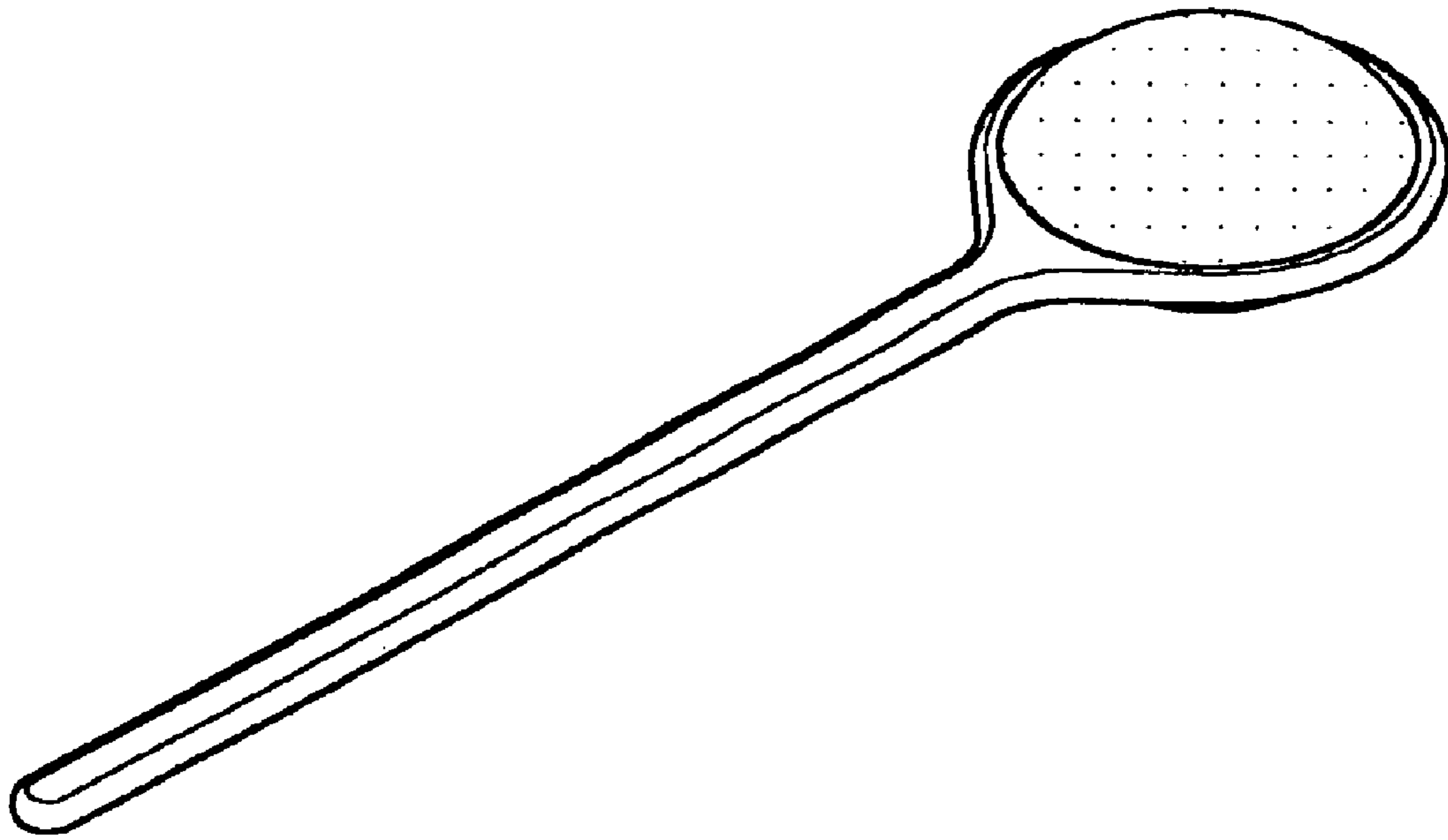


Figure 1

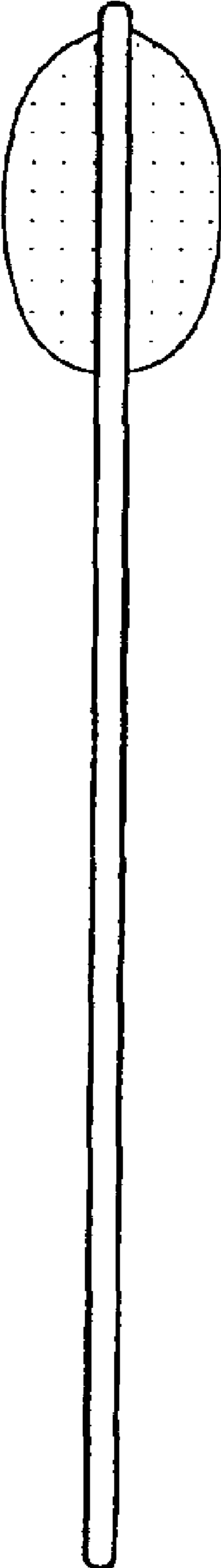


Figure 2

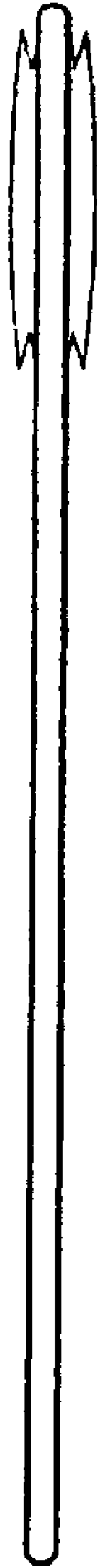


Figure 3