

US00D506625S

(12) **United States Design Patent**
Yamaguchi

(10) **Patent No.:** **US D506,625 S**
(45) **Date of Patent:** **** Jun. 28, 2005**

(54) **PILLARS FOR A MULTIPLE-SHELF ASSEMBLY**

(75) Inventor: **Masashi Yamaguchi, Arakawa (JP)**

(73) Assignee: **Kabushiki Kaisha Yamaguchi, Tokyo (JP)**

(**) Term: **14 Years**

(21) Appl. No.: **29/172,790**

(22) Filed: **Dec. 18, 2002**

(51) **LOC (8) Cl.** **06-06**

(52) **U.S. Cl.** **D6/499; D6/495**

(58) **Field of Search** D6/495, 396, 397, D6/630, 449, 465, 468, 474, 499, 476-479, 510, 511; D8/380, 381; 108/59-61, 91-93, 147.11, 158.11; 211/42, 43, 49.1, 85.26, 133.2, 134, 181.1, 182, 187, 188, 190, 203, 107, 90.02, 90.04; 312/7.2; 248/243, 250, 235

(56) **References Cited**

U.S. PATENT DOCUMENTS

3,771,466	A	*	11/1973	Ferdinand et al.	108/109
4,102,276	A	*	7/1978	Roveroni	108/156
4,419,938	A	*	12/1983	Kaut	211/182 X
D294,787	S	*	3/1988	Berry, Jr.	D6/474
4,821,649	A	*	4/1989	Andersson	108/107
4,967,916	A	*	11/1990	Handler et al.	211/187
D314,053	S	*	1/1991	Handler et al.	D25/43
D345,499	S	*	3/1994	Padilla	D8/381
5,350,073	A	*	9/1994	Thornley, et al.	211/187

D353,731	S	*	12/1994	Burgasser et al.	D6/495
D357,607	S	*	4/1995	Nilsson	D6/495
D371,259	S	*	7/1996	Herbst	D6/479
5,628,256	A	*	5/1997	Lazarus	108/110
D391,789	S	*	3/1998	Schacht	D6/495
5,749,476	A	*	5/1998	Besserer et al.	211/26
6,286,694	B1	*	9/2001	Battaglia et al.	211/187
6,311,856	B2	*	11/2001	Battaglia et al.	211/187
D462,548	S	*	9/2002	Ludwig et al.	D6/499
D465,359	S	*	11/2002	Kolberg	D6/495

* cited by examiner

Primary Examiner—Cathron Brooks

(74) *Attorney, Agent, or Firm*—Pacific Ring Services, Inc.; Kenneth A. Benson; Motoko Yuasa

(57) **CLAIM**

The ornamental design for pillars for a multiple-shelf assembly, as shown and described.

DESCRIPTION

FIG. 1 is a perspective view of pillars for a multiple-shelf assembly;

FIG. 2 is a front view thereof;

FIG. 3 is an enlarged top plan view of one of the pillars;

FIG. 4 is an enlarged bottom plan view of one of the pillars;

FIG. 5 is a right side view thereof; and,

FIG. 6 is a rear view thereof.

The broken lines shown are for illustrative purposes only and form no part of the claimed design.

A pillar for a multiple-shelf assembly having multiple shelves integrally attached to four pillars.

1 Claim, 4 Drawing Sheets

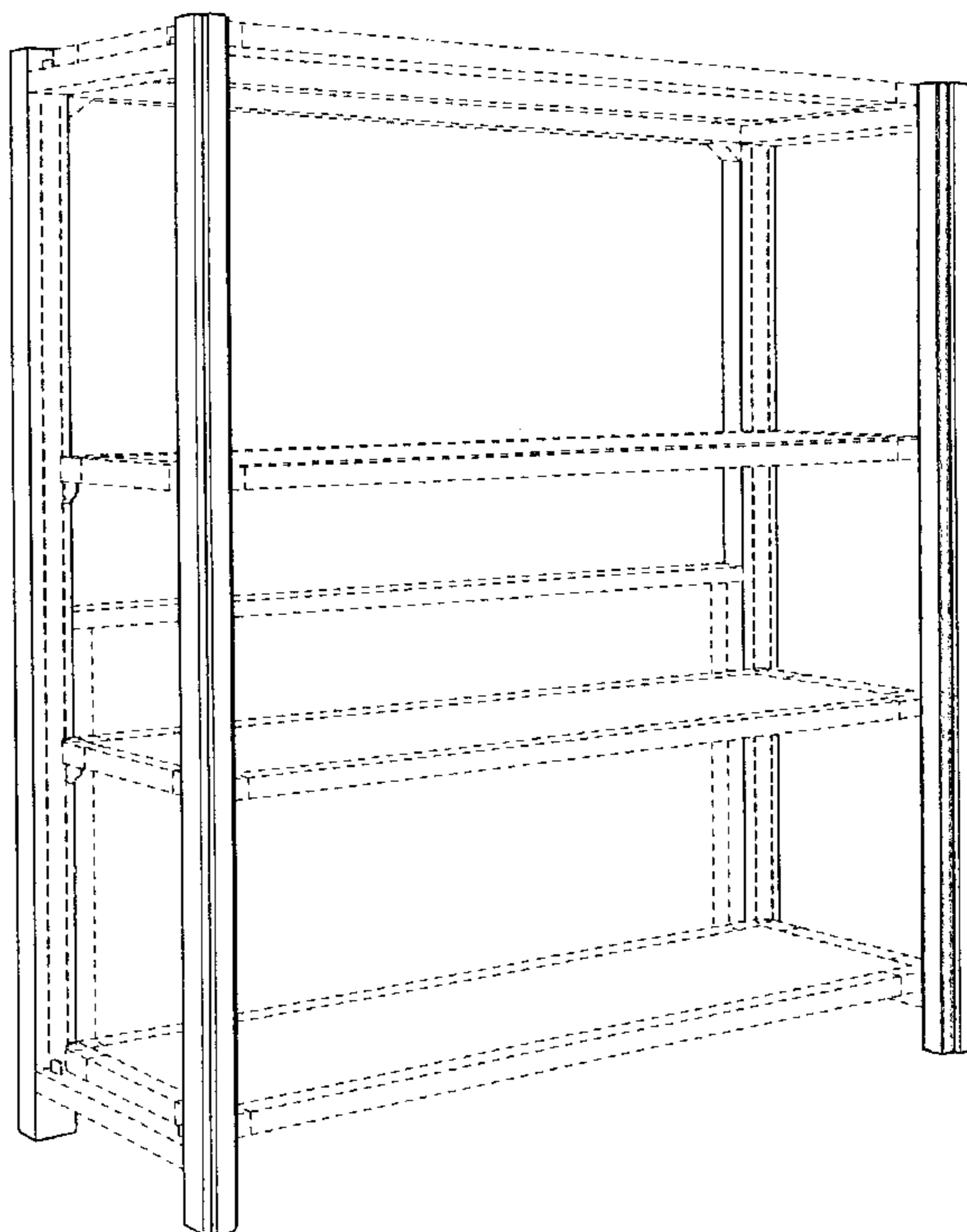


FIG. 1

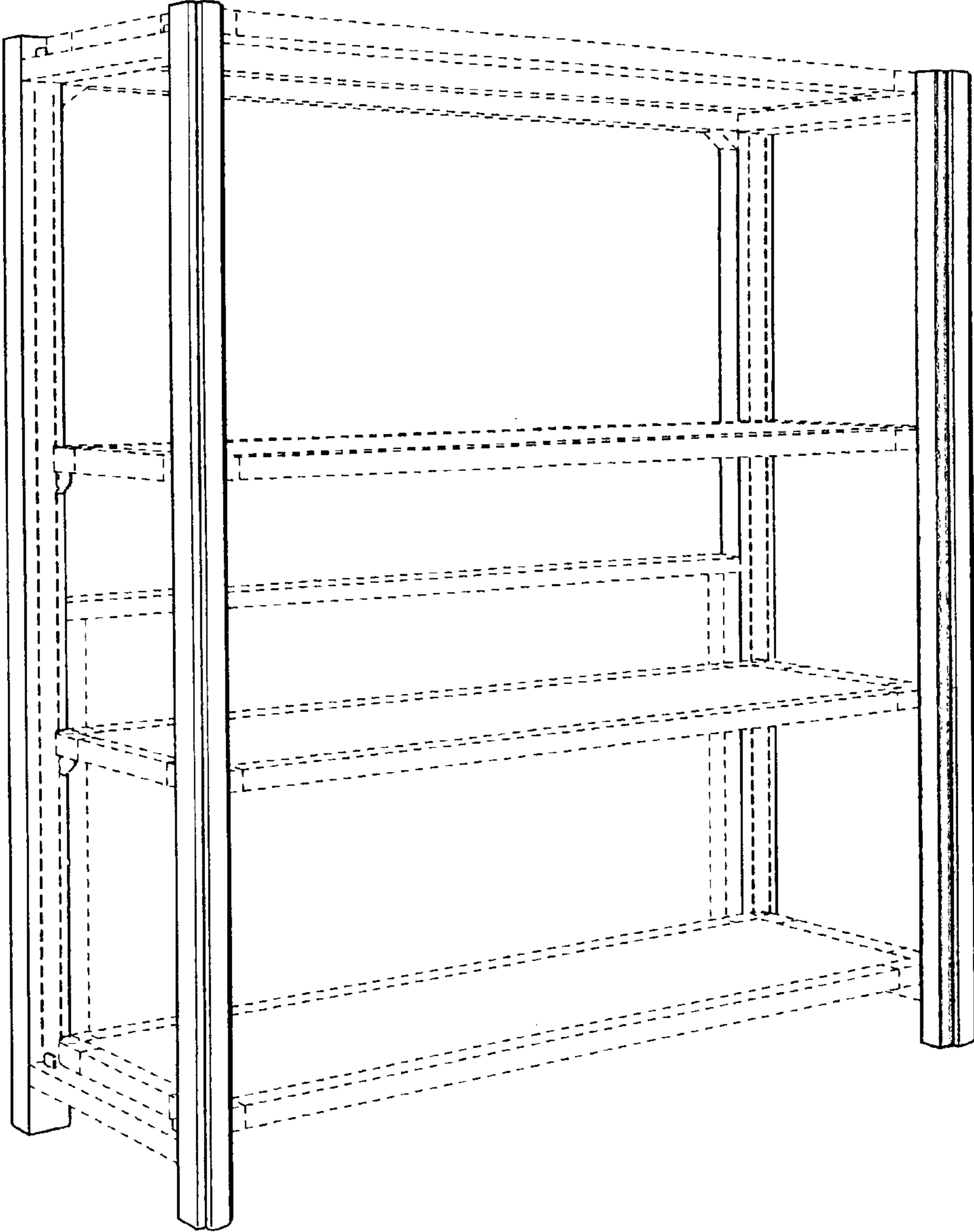


FIG. 2




FIG. 3




FIG. 4

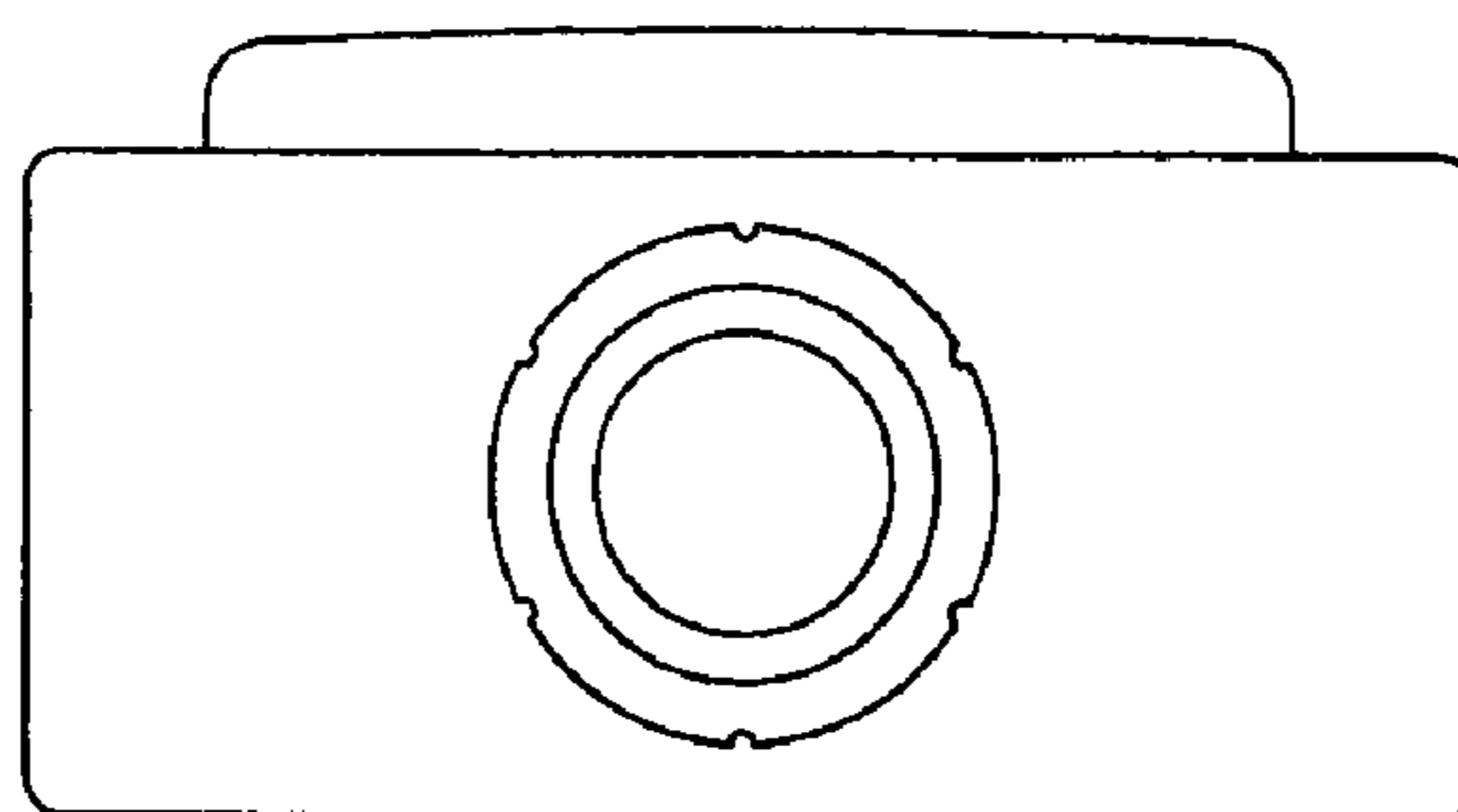


FIG. 5

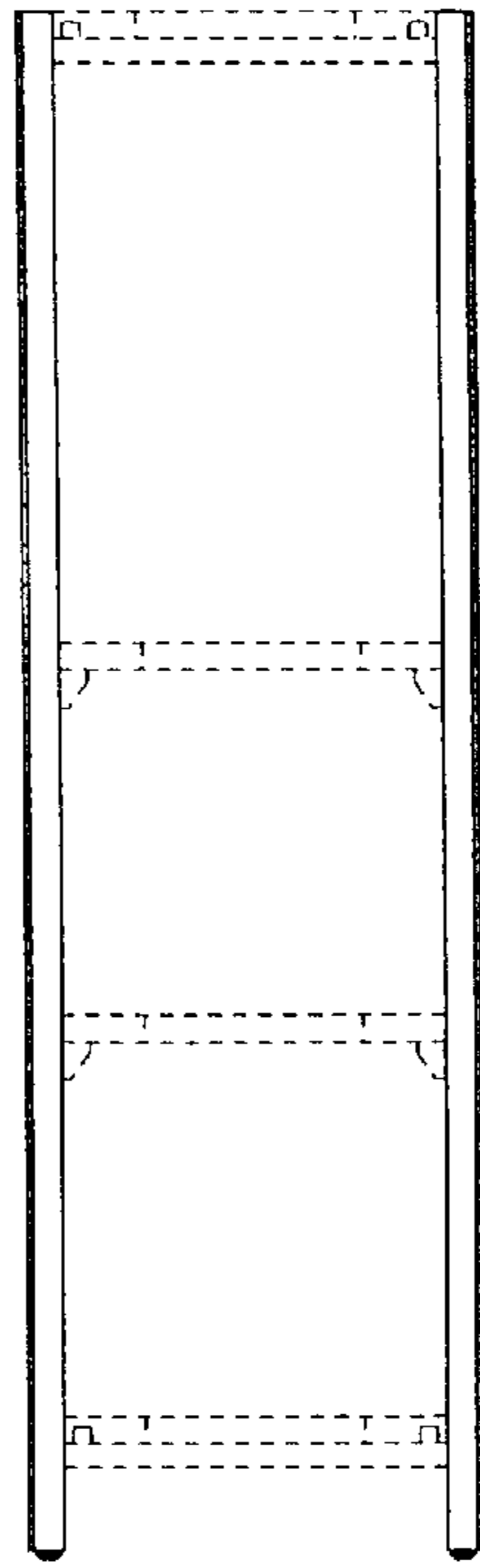


FIG. 6

