

US00D506619S

(12) **United States Design Patent**
Mainetti

(10) **Patent No.:** **US D506,619 S**
(45) **Date of Patent:** **** Jun. 28, 2005**

(54) **GARMENT HANGER**

(75) **Inventor:** **Mario Mainetti, Vicenza (IT)**

(73) **Assignee:** **Mainetti (UK) Limited, Roxburghshire (GB)**

(**) **Term:** **14 Years**

(21) **Appl. No.:** **29/167,365**

(22) **Filed:** **Sep. 12, 2002**

(30) **Foreign Application Priority Data**

Mar. 20, 2002 (GB) 3002333

(51) **LOC (8) Cl.** **06-08**

(52) **U.S. Cl.** **D6/318; D6/326**

(58) **Field of Search** **D6/315, 318-319, D6/326, 328; 24/499; 211/86.01, 113; 223/85, 90-93, 95-96, DIG. 2**

(56) **References Cited**

U.S. PATENT DOCUMENTS

D115,919 S * 8/1939 Fewster D6/318
D144,680 S * 5/1946 Bolten D6/318
2,586,913 A * 2/1952 Burns 223/94
3,407,979 A * 10/1968 Patch 223/88

5,071,045 A * 12/1991 Hollis 223/92
D358,942 S * 6/1995 Blanchard et al. D6/328
D367,770 S * 3/1996 Petrou et al. D6/328
2001/0016994 A1 * 8/2001 Gouldson et al. 40/322
2002/0190090 A1 * 12/2002 Gouldson et al. 223/85

* cited by examiner

Primary Examiner—Stella Reid
Assistant Examiner—Daniel Bui
(74) *Attorney, Agent, or Firm*—Jack Schwartz & Associates

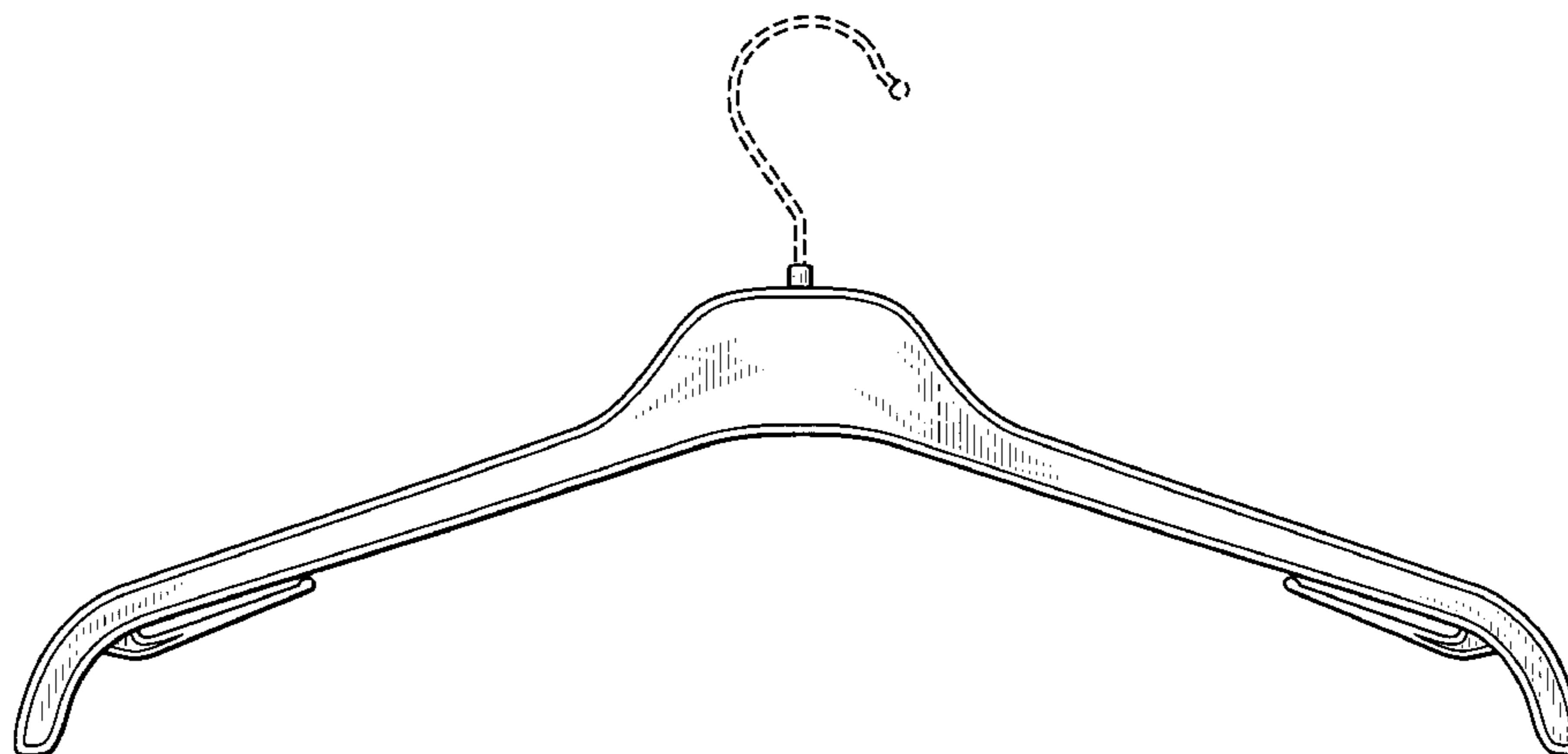
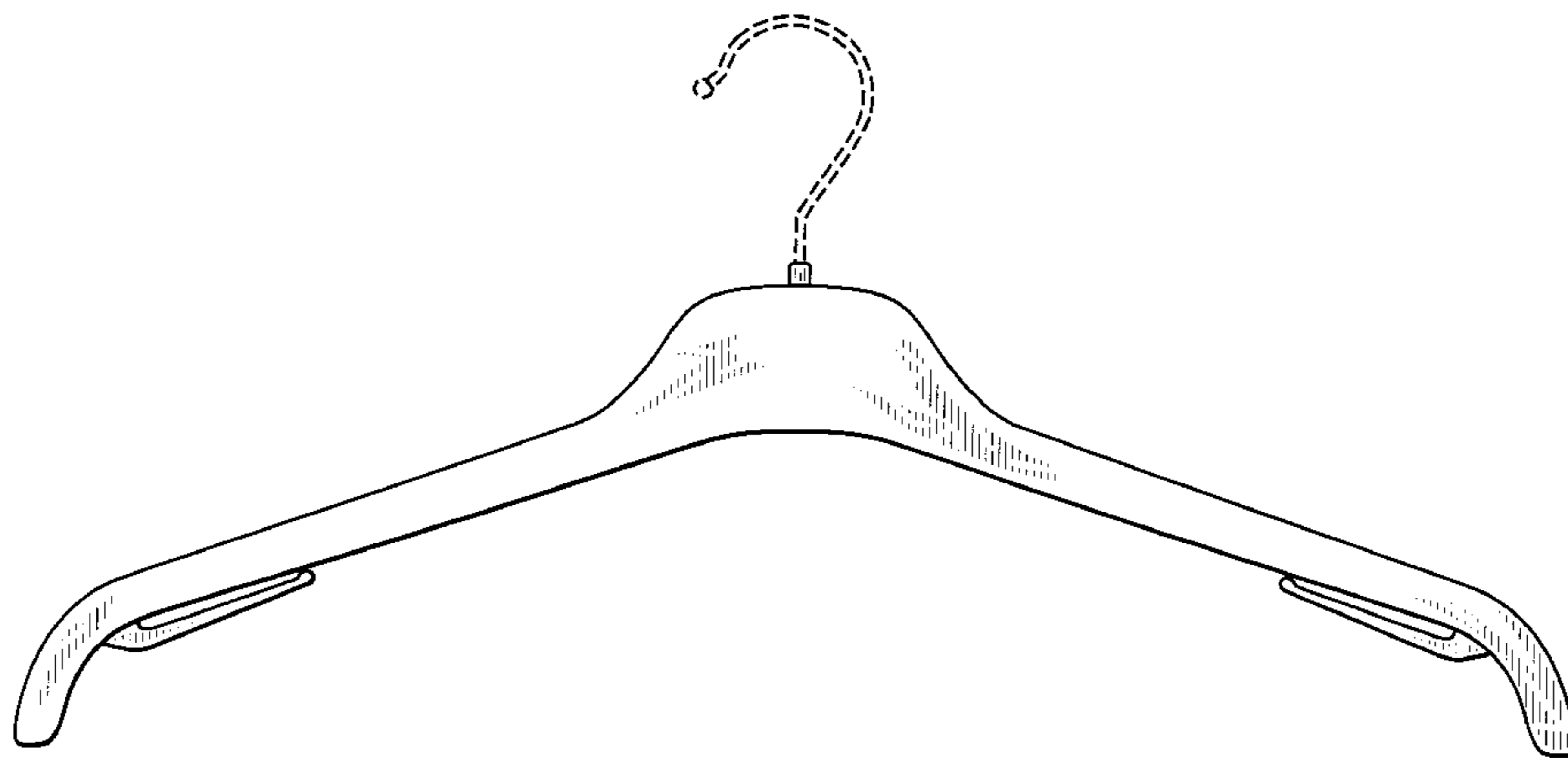
(57) **CLAIM**

The ornamental design for a garment hanger, as shown and described.

DESCRIPTION

FIG. 1 is a front elevation view of a garment hanger, showing my new design;
FIG. 2 is a left side elevation view thereof;
FIG. 3 is a top plan view thereof;
FIG. 4 is a right elevation view thereof;
FIG. 5 is a bottom plan view thereof; and,
FIG. 6 is a back side elevation view thereof.
The broken line showing of the environment is for illustrative purposes only and forms no part of the claimed design.

1 Claim, 6 Drawing Sheets



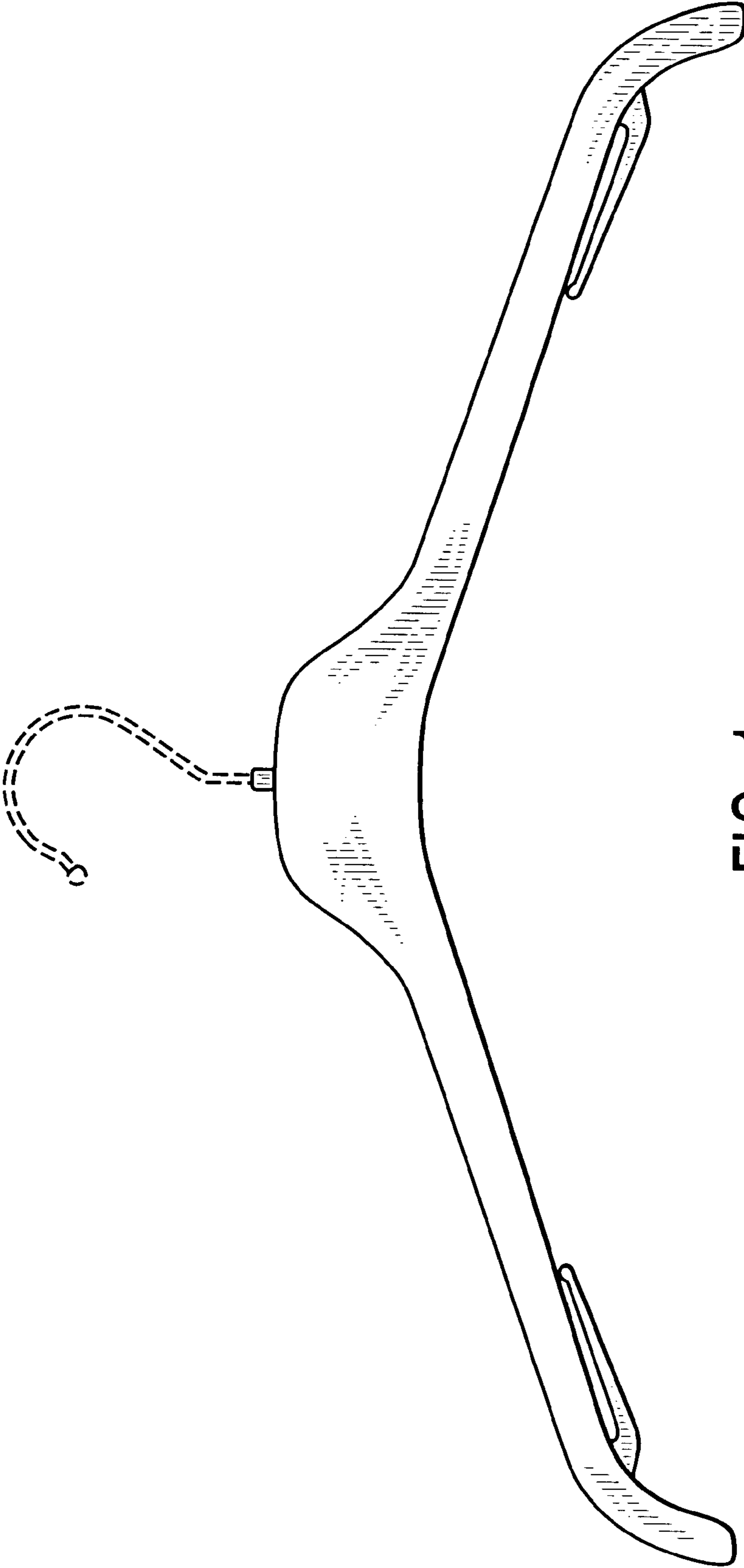


FIG. 1



FIG. 2



FIG. 3



FIG. 4



FIG. 5

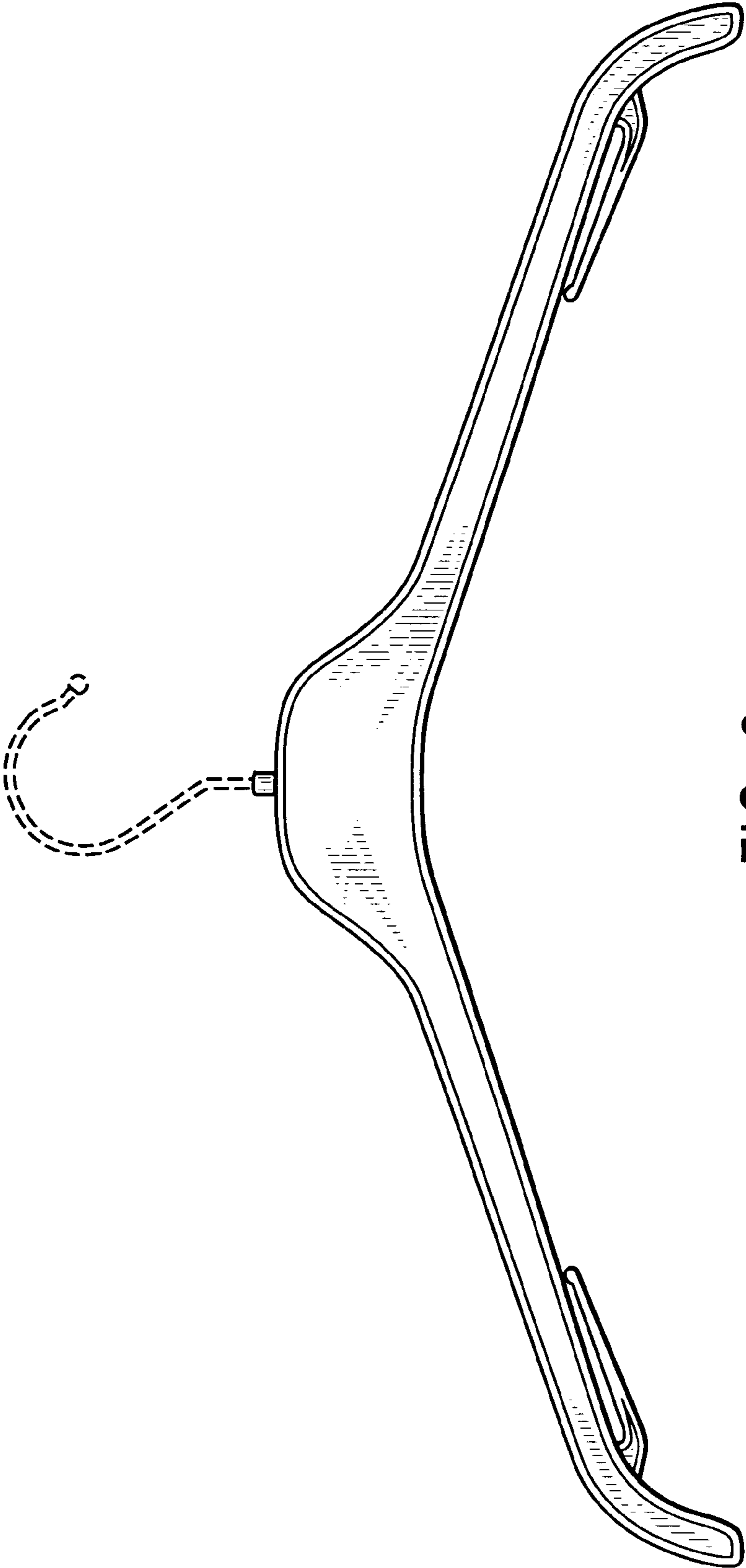


FIG. 6