



US00D506616S

(12) **United States Design Patent**
Winkler et al.

(10) **Patent No.: US D506,616 S**
(45) **Date of Patent: ** Jun. 28, 2005**

(54) **TOOTHBRUSH HANDLE**

D487,195 S 3/2004 Winkler

(75) Inventors: **Till Winkler**, Kronberg (DE); **Jens Störkel**, Frankfurt (DE)

FOREIGN PATENT DOCUMENTS

DE 40208861.1 3/2003

(73) Assignee: **The Gillette Company**, Boston, MA (US)

* cited by examiner

(**) Term: **14 Years**

Primary Examiner—Alan P. Douglas
Assistant Examiner—Lavone D. Tabor

(74) *Attorney, Agent, or Firm*—Fish & Richardson P.C.

(21) Appl. No.: **29/211,460**

(57) **CLAIM**

(22) Filed: **Aug. 17, 2004**

The ornamental design for a toothbrush handle, as shown and described.

(30) **Foreign Application Priority Data**

DESCRIPTION

Apr. 30, 2004 (EM) 000173273

(51) **LOC (8) Cl.** **04-02**

(52) **U.S. Cl.** **D4/104**

(58) **Field of Search** D4/101, 104–112,
D4/132, 134, 138; 15/143.1, 167.1, 167.2;
16/110.1, 430, 431; 132/308, 309, 311;
D8/107

FIG. 1 is a perspective view of a toothbrush handle showing the new design;

FIG. 2 is a front view of the toothbrush handle of FIG. 1; FIG. 3 is a right side view of the toothbrush handle of FIG. 1;

FIG. 4 is a left side view of the toothbrush handle of FIG. 1;

FIG. 5 is a rear view of the toothbrush handle of FIG. 1; and, FIG. 6 is a bottom plan view of the toothbrush handle of FIG. 1.

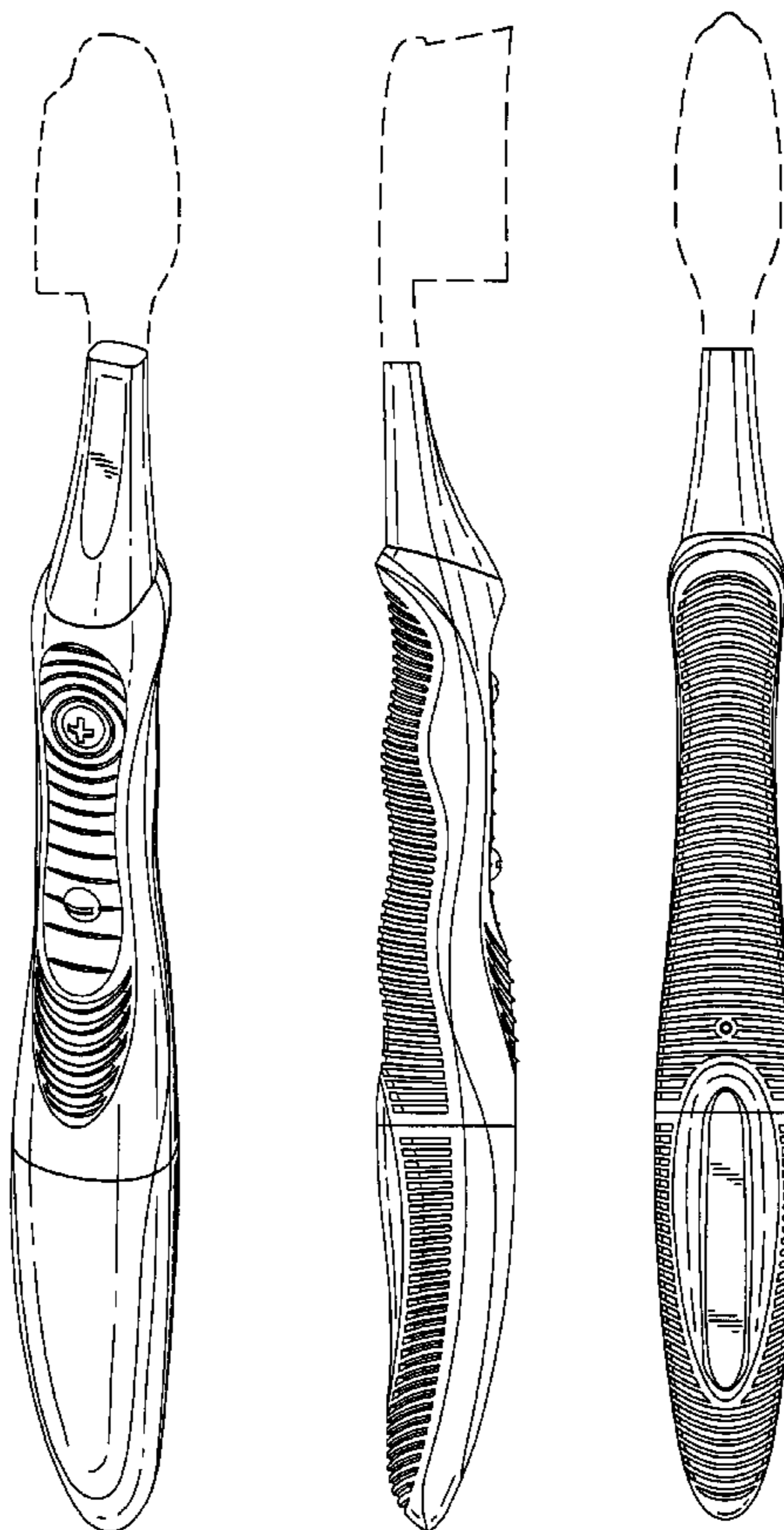
The broken lines are environmental and are for illustrative purposes only and do not form part of the claimed design.

(56) **References Cited**

U.S. PATENT DOCUMENTS

D204,127 S * 3/1966 Syvertson D4/101
D421,339 S * 3/2000 Jeannet et al. D4/104
D459,893 S * 7/2002 Winkler et al. D4/104
6,438,797 B1 * 8/2002 Thomas 16/110.1

1 Claim, 3 Drawing Sheets






Fig. 1

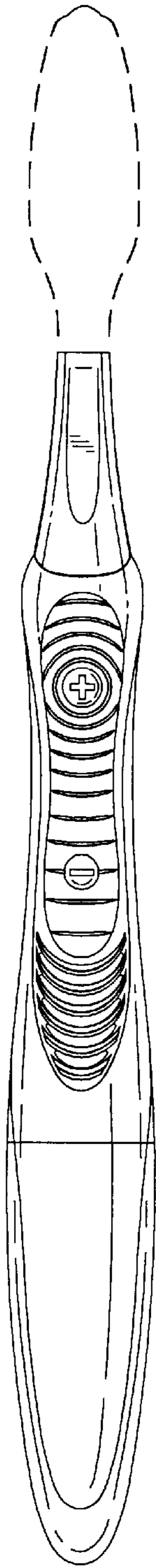


Fig. 2

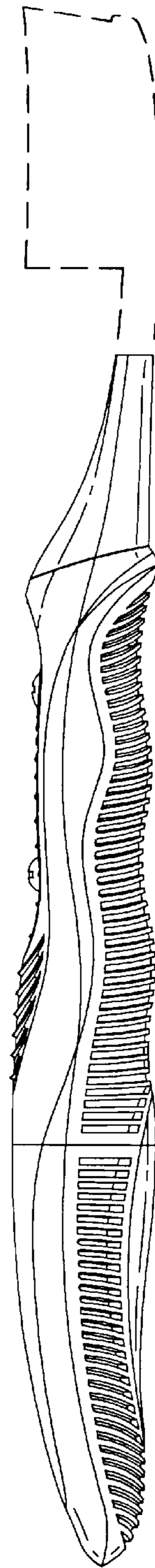


Fig. 3

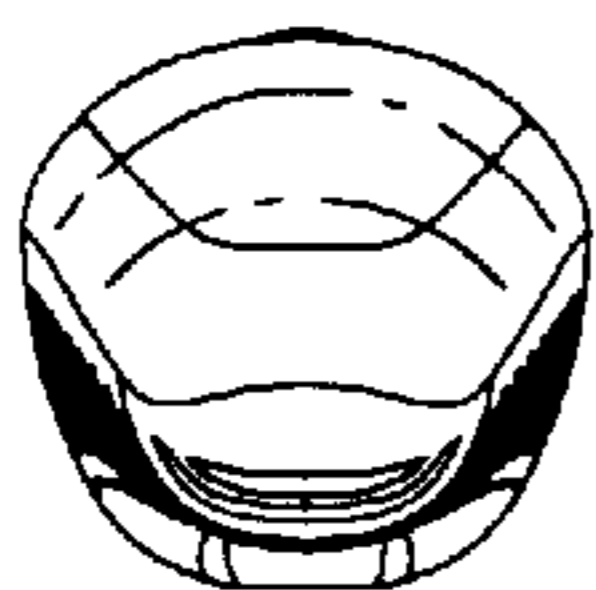


Fig. 6

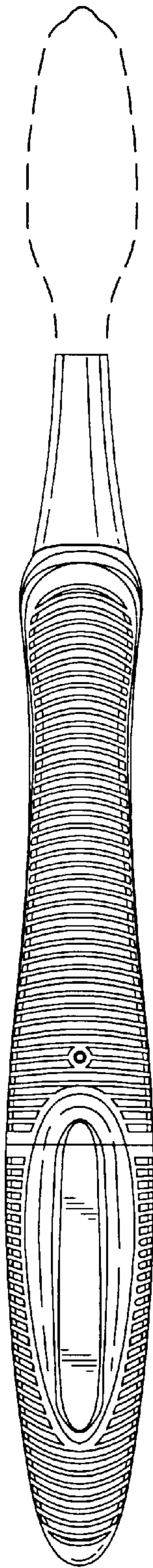


Fig. 5

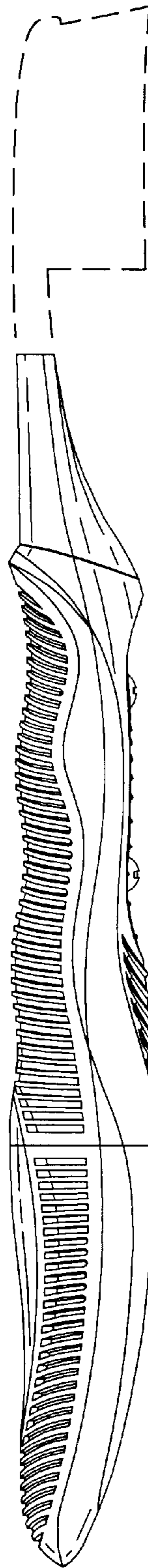


Fig. 4