

US00D506574S

(12) **United States Design Patent**  
**Yip**

(10) **Patent No.: US D506,574 S**

(45) **Date of Patent: \*\* Jun. 21, 2005**

(54) **TWEEZERS WITH AN ILLUMINATING DEVICE**

(75) **Inventor: Gin Fai Yip, North Point (HK)**

(73) **Assignee: Leading Extreme Optimist Industries, Ltd., Chai Wan (HK)**

(\*\*) **Term: 14 Years**

(21) **Appl. No.: 29/211,883**

(22) **Filed: Aug. 20, 2004**

(51) **LOC (8) Cl. .... 28-03**

(52) **U.S. Cl. .... D28/55; D26/51**

(58) **Field of Search .... D28/55; 606/133, 606/210, 211; 294/99.2; 362/119, 120; D26/51**

(56) **References Cited**

**U.S. PATENT DOCUMENTS**

2,666,843 A \* 1/1954 Zuckerman ..... 294/99.2  
D175,259 S \* 8/1955 Johnson ..... D28/55

3,287,547 A \* 11/1966 Spedding ..... 294/99.2  
3,977,410 A \* 8/1976 Huston et al. .... 294/99.2  
6,502,587 B1 1/2003 Kellum et al.  
D497,215 S \* 10/2004 Shaljian ..... D26/51

\* cited by examiner

*Primary Examiner*—Jennifer Rivard

(74) *Attorney, Agent, or Firm*—Carmody & Torrance LLP

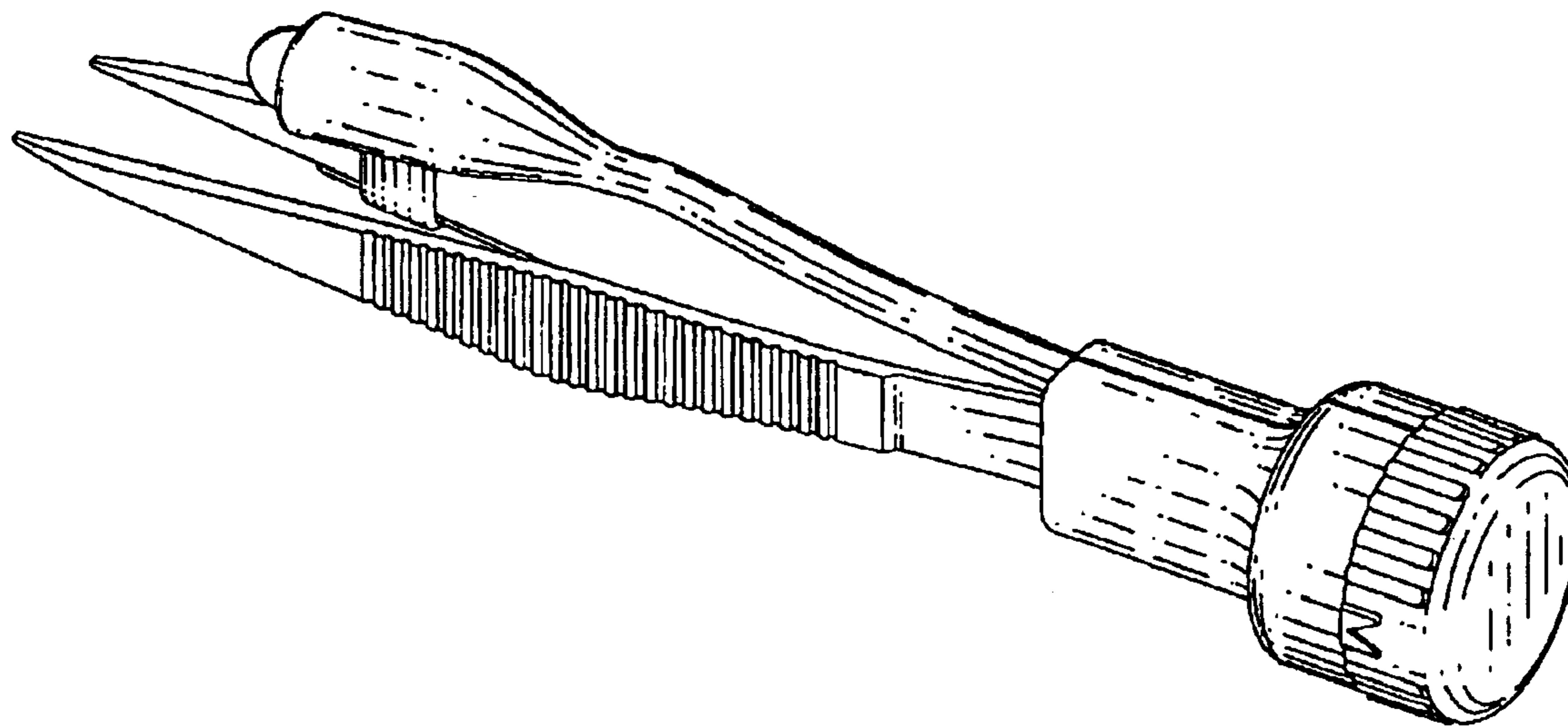
(57) **CLAIM**

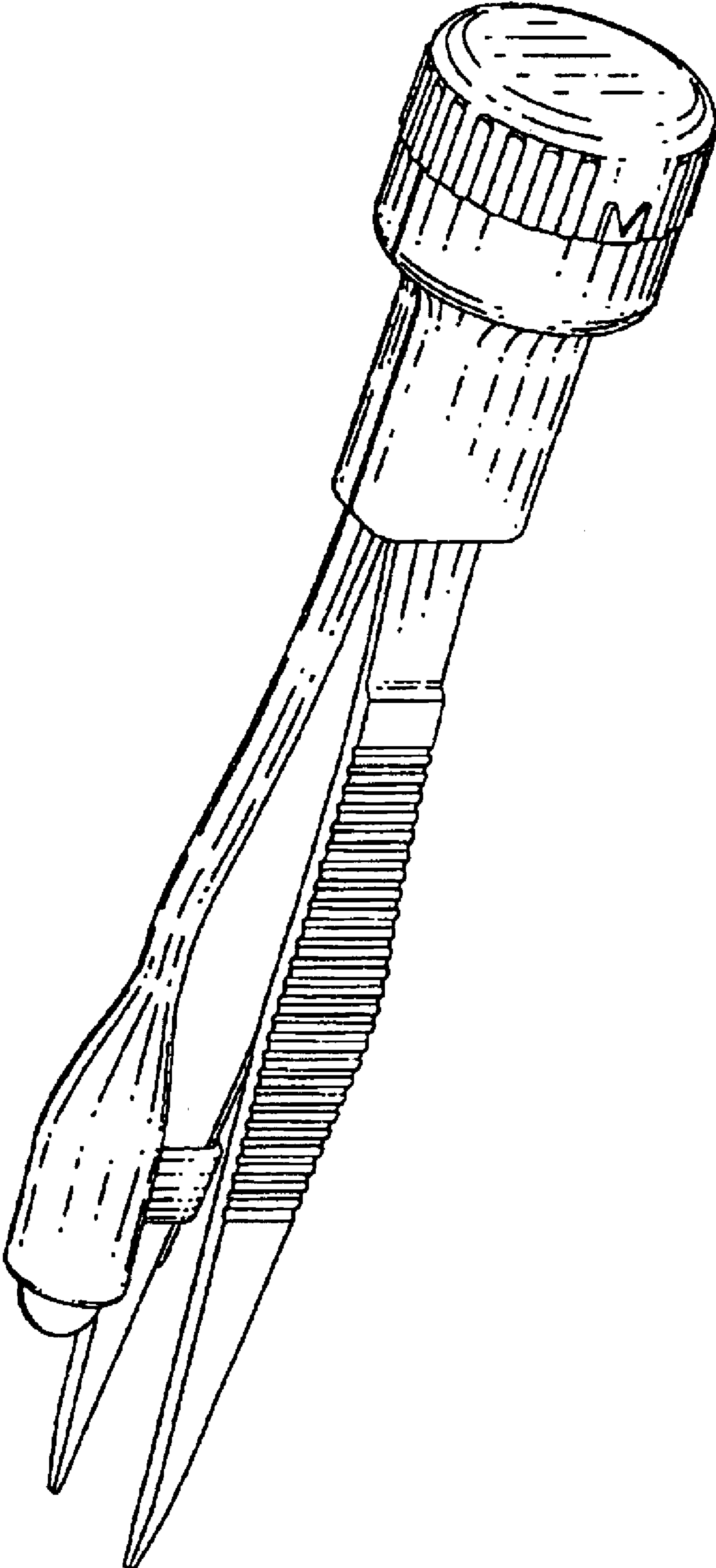
The ornamental design for a tweezers with an illuminating device, as shown and described.

**DESCRIPTION**

FIG. 1 is a perspective view of tweezers with an illuminating device showing my new design;  
FIG. 2 is a top plan view of FIG. 1;  
FIG. 3 is a first end elevational view of FIG. 1;  
FIG. 4 is a second end elevational view of FIG. 1;  
FIG. 5 is a right side elevational view of FIG. 1;  
FIG. 6 is a left side elevational view of FIG. 1; and,  
FIG. 7 is a bottom plan view of FIG. 1.

**1 Claim, 6 Drawing Sheets**





**FIG. 1**

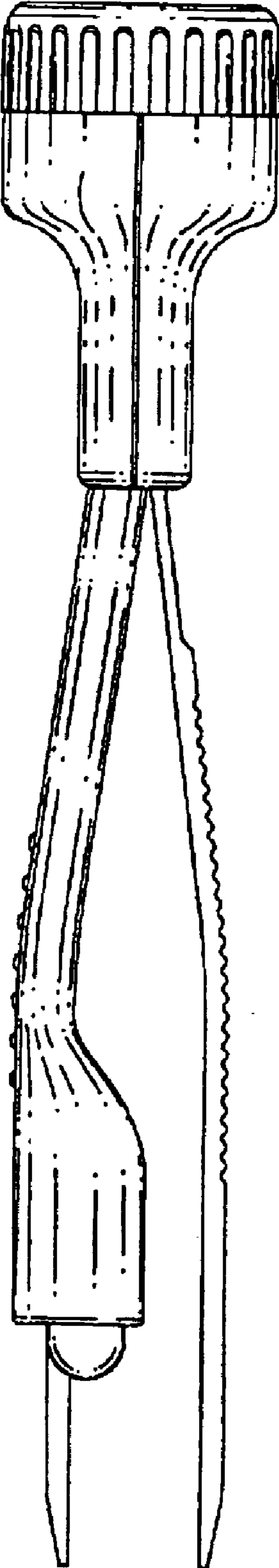

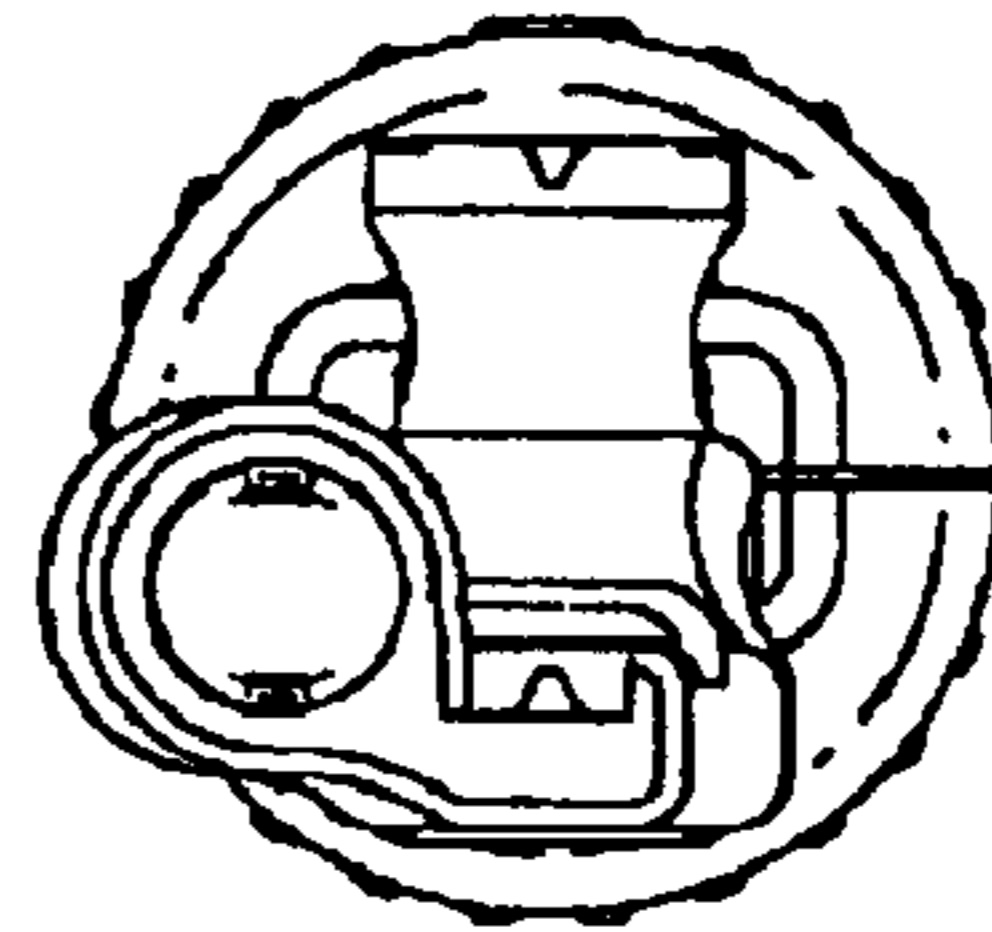


FIG. 2



*FIG. 3*



*FIG. 4*

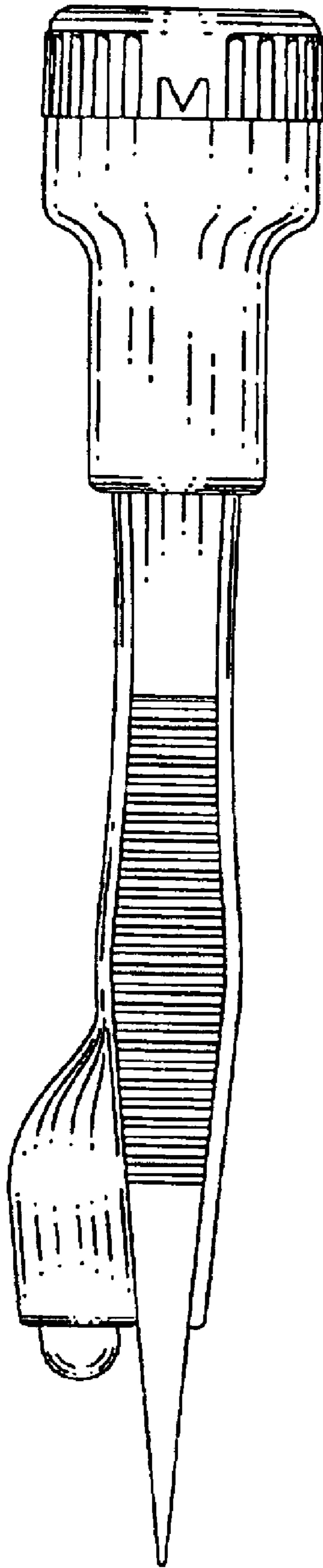


FIG. 5

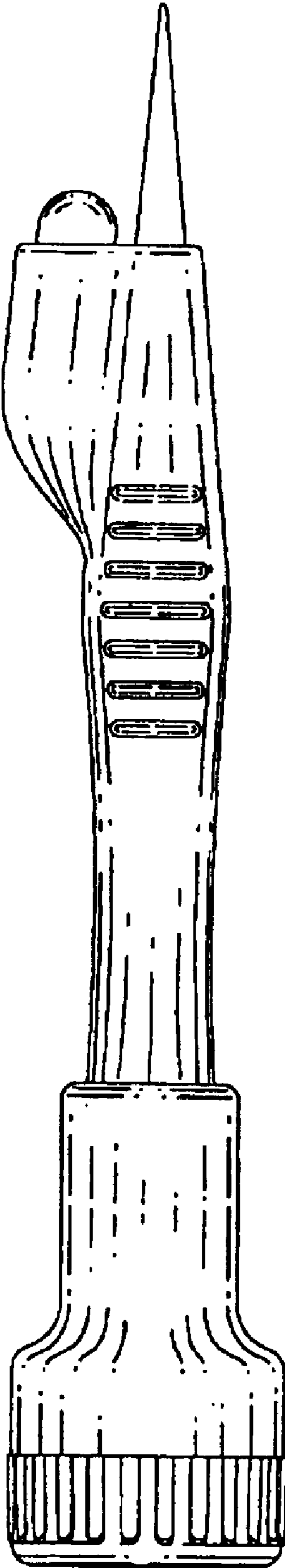


FIG. 6

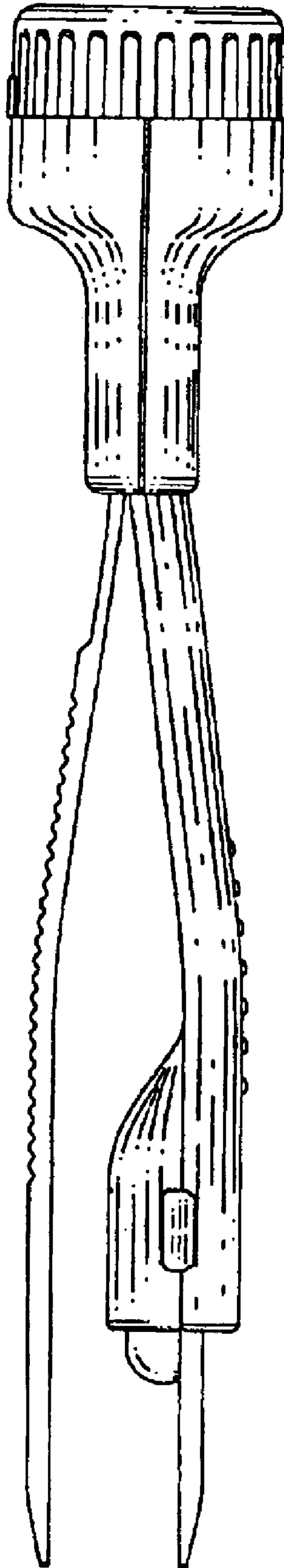


FIG. 7