

US00D506573S

(12) **United States Design Patent**  
**de Grandcourt**

(10) **Patent No.:** **US D506,573 S**  
(45) **Date of Patent:** **\*\* Jun. 21, 2005**

(54) **TWEEZERS HAVING ANGULAR TIPS**

D456,097 S \* 4/2002 LaMagna et al. .... D28/55  
D485,014 S \* 1/2004 LaMagna et al. .... D28/55

(75) Inventor: **Frédéric de Grandcourt**, Paris (FR)

\* cited by examiner

(73) Assignee: **Sarl Menhir**, Paris (FR)

*Primary Examiner*—Jennifer Rivard

(\*\*) Term: **14 Years**

(74) *Attorney, Agent, or Firm*—Abelman, Frayne & Schwab

(21) Appl. No.: **29/207,368**

(57) **CLAIM**

(22) Filed: **Jun. 10, 2004**

The ornamental design for tweezers having angular tips, as shown and described.

(30) **Foreign Application Priority Data**

Dec. 12, 2003 (EP) ..... 00118476

**DESCRIPTION**

(51) **LOC (8) Cl.** ..... **28-03**

FIG. 1 is a right side perspective view from above of tweezers having angular tips according to my new design;.

(52) **U.S. Cl.** ..... **D28/55**

FIG. 2 is a top view thereof;

(58) **Field of Search** ..... D28/55; 294/99.2;  
605/210, 211, 133; D24/143

FIG. 3 is a left side view thereof, the right side view being a mirror image of the left side view;

FIG. 4 is a front view thereof;

FIG. 5 is a rear view thereof; and,

FIG. 6 is a bottom view thereof.

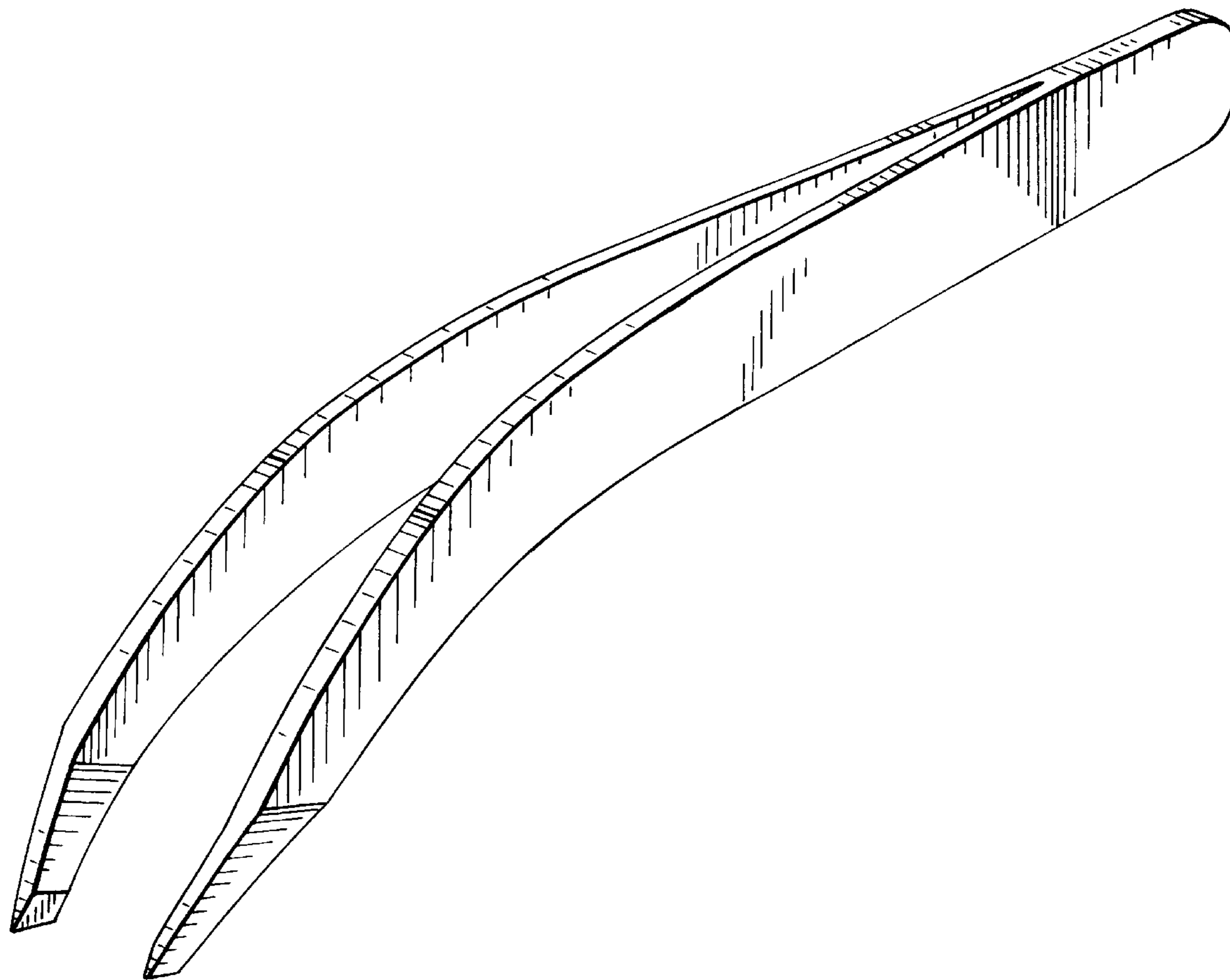
(56) **References Cited**

**U.S. PATENT DOCUMENTS**

1,657,497 A \* 1/1928 Cichon ..... 294/99.2

D301,371 S \* 5/1989 Kaprelian ..... D28/55

**1 Claim, 3 Drawing Sheets**



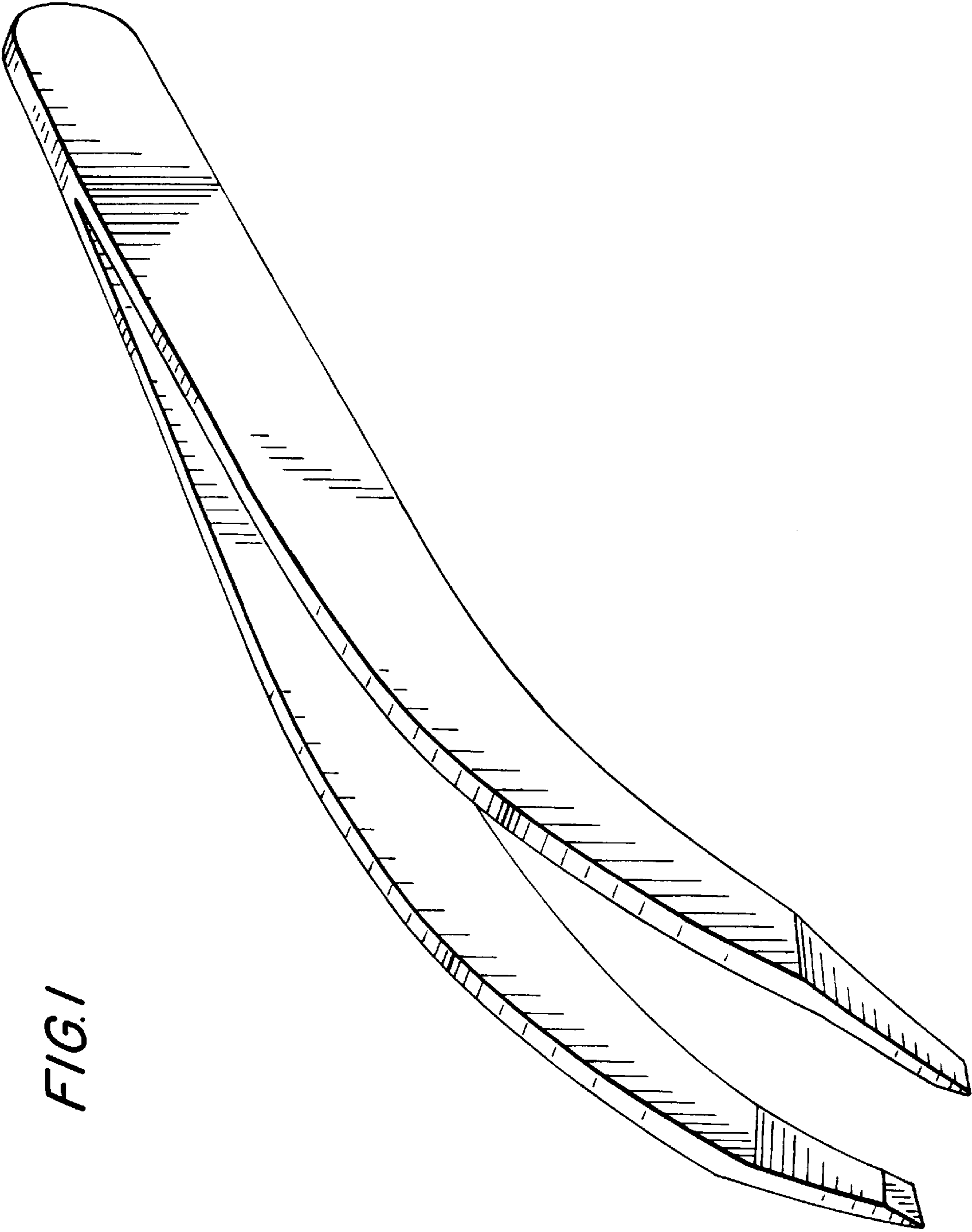


FIG. 1

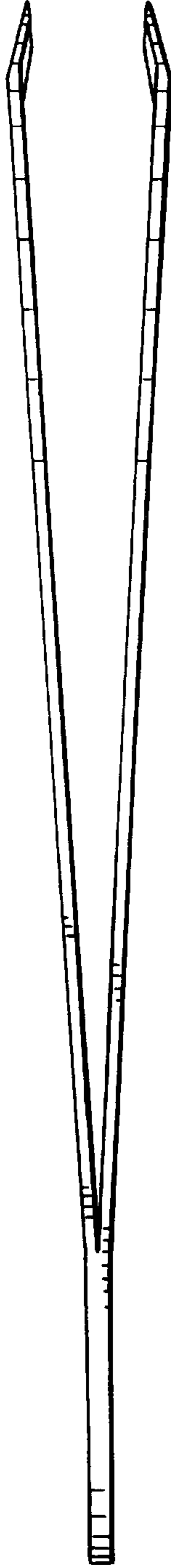


FIG. 2

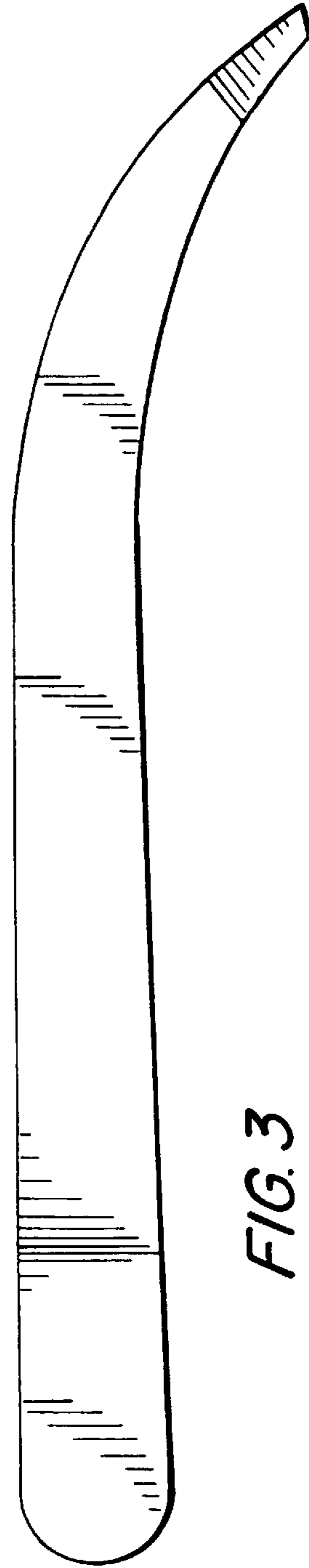


FIG. 3

FIG.5

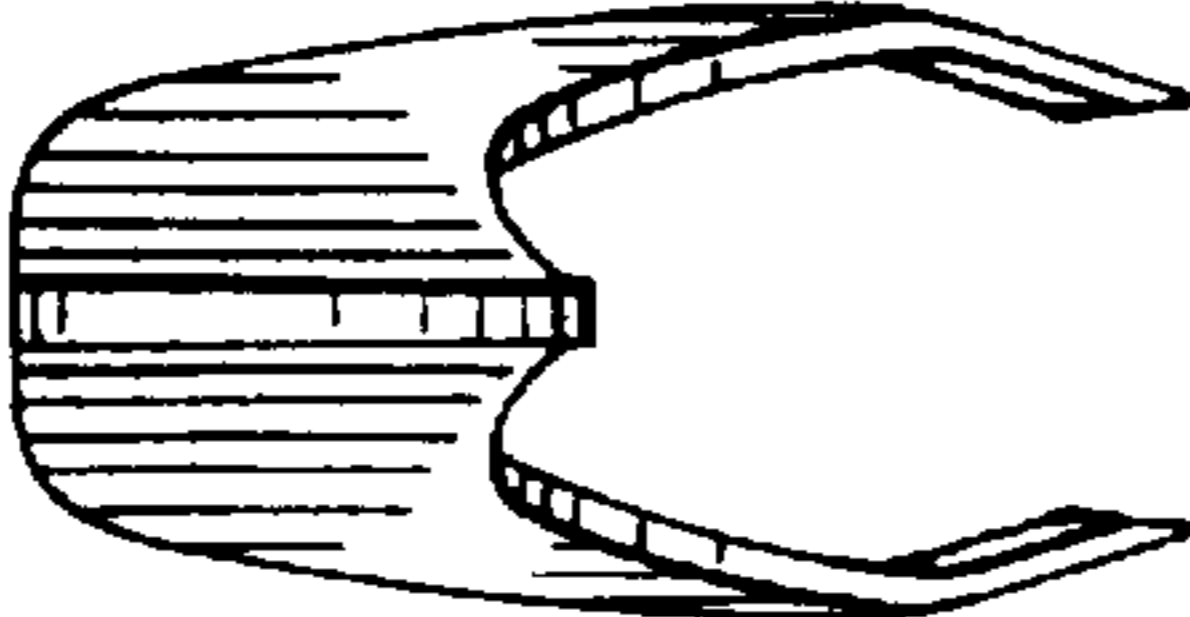


FIG.4

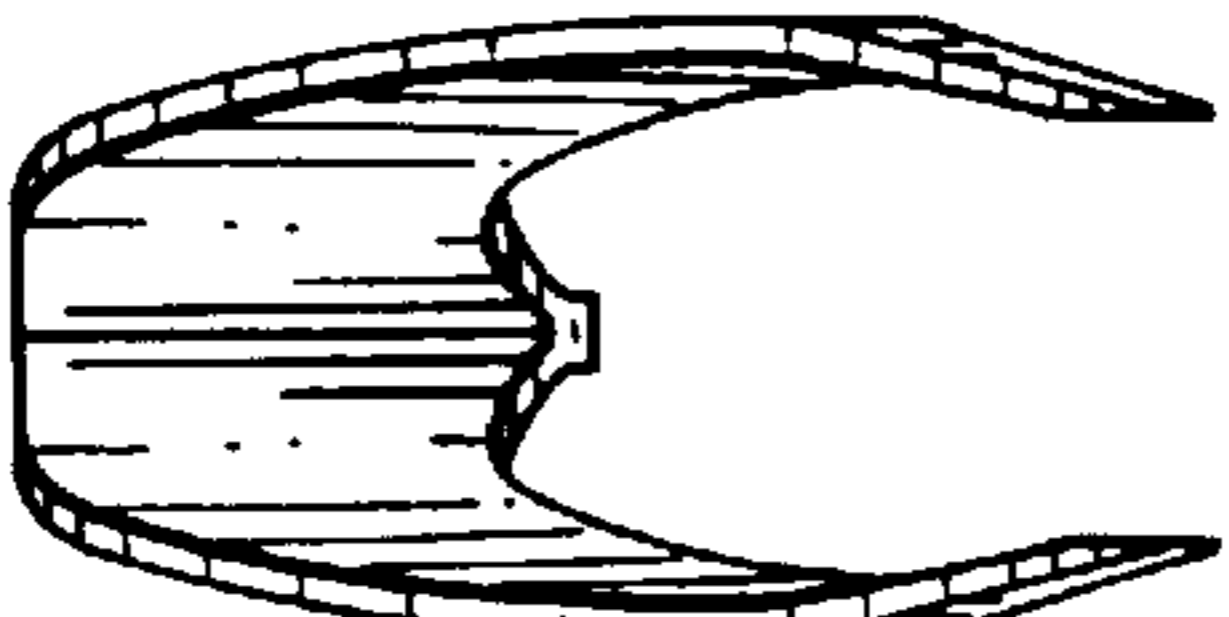


FIG.6

