

US00D506542S

(12) **United States Design Patent**
Thomas, Jr.

(10) **Patent No.:** **US D506,542 S**
(45) **Date of Patent:** **** Jun. 21, 2005**

(54) **CEILING FAN LIGHT KIT**

(75) **Inventor:** **James C. Thomas, Jr.**, Germantown, TN (US)

(73) **Assignee:** **Hunter Fan Company**, Memphis, TN (US)

(**) **Term:** **14 Years**

(21) **Appl. No.:** **29/193,828**

(22) **Filed:** **Nov. 14, 2003**

(51) **LOC (8) Cl.** **23-04**

(52) **U.S. Cl.** **D23/411**

(58) **Field of Search** D23/411, 377,
D23/379, 385; D26/59, 72, 81-88; 392/364;
362/96

(56) **References Cited**

U.S. PATENT DOCUMENTS

D459,466 S	*	6/2002	Hsieh	D23/411
D480,799 S		10/2003	Stauffer	D23/411
D487,309 S	*	3/2004	Stauffer	D23/411

OTHER PUBLICATIONS

Casablanca Fan Company 2001 Product Catalog p. 67 (G826 Bohemian Crystal Star Cut, G827 Bohemian Crystal Petal Cut, G501 White Opal Schoolhouse, G502 White Opal Mushroom, G106 Seashell Glass, G107 White Marble, G108 Scavo Glass, G109 White Frosted Glass, G110 Opal

Glass with Accent, G202, G208 White Marble Glass, G211 Rope Glass, G213 Leaf Glass, G215 Red Tiffany, G216 Green Tiffany).

Hunter Fan Company 2001 Ceiling Fan Selection and Special Order Guide (Low Profile Marine II Outdoor Listed Light, 10" Low Profile with Opal Glass, 8" Low profile with Opal Glass, 10" Low Profile with Stepped Glass, 11^{1/2} Low Profile with Opal Conical Glass, 10" Low Profile with Frosted Rosette Glass, 10" Low Profile Frosted/Clear Glass).

2002 Airflow, Pomona CA 91768 p. 22 (AK3T, AK4T, K134, AK4V, K164, AK3W, AK1, WK1, K4K, AGK2, AGK1, WGK1.

* cited by examiner

Primary Examiner—Lisa Lichtenstein

(74) *Attorney, Agent, or Firm*—Baker Donelson

(57) **CLAIM**

The ornamental design for a ceiling fan light kit, as shown and described.

DESCRIPTION

FIG. 1 is a perspective view of a ceiling fan light kit showing my new design.

FIG. 2 is a front view thereof, the rear view being the same thereof, the right side view being a mirror image thereof, and the left side view being a mirror image thereof.

FIG. 3 is a bottom view thereof; and,

FIG. 4 is a top view thereof.

1 Claim, 2 Drawing Sheets

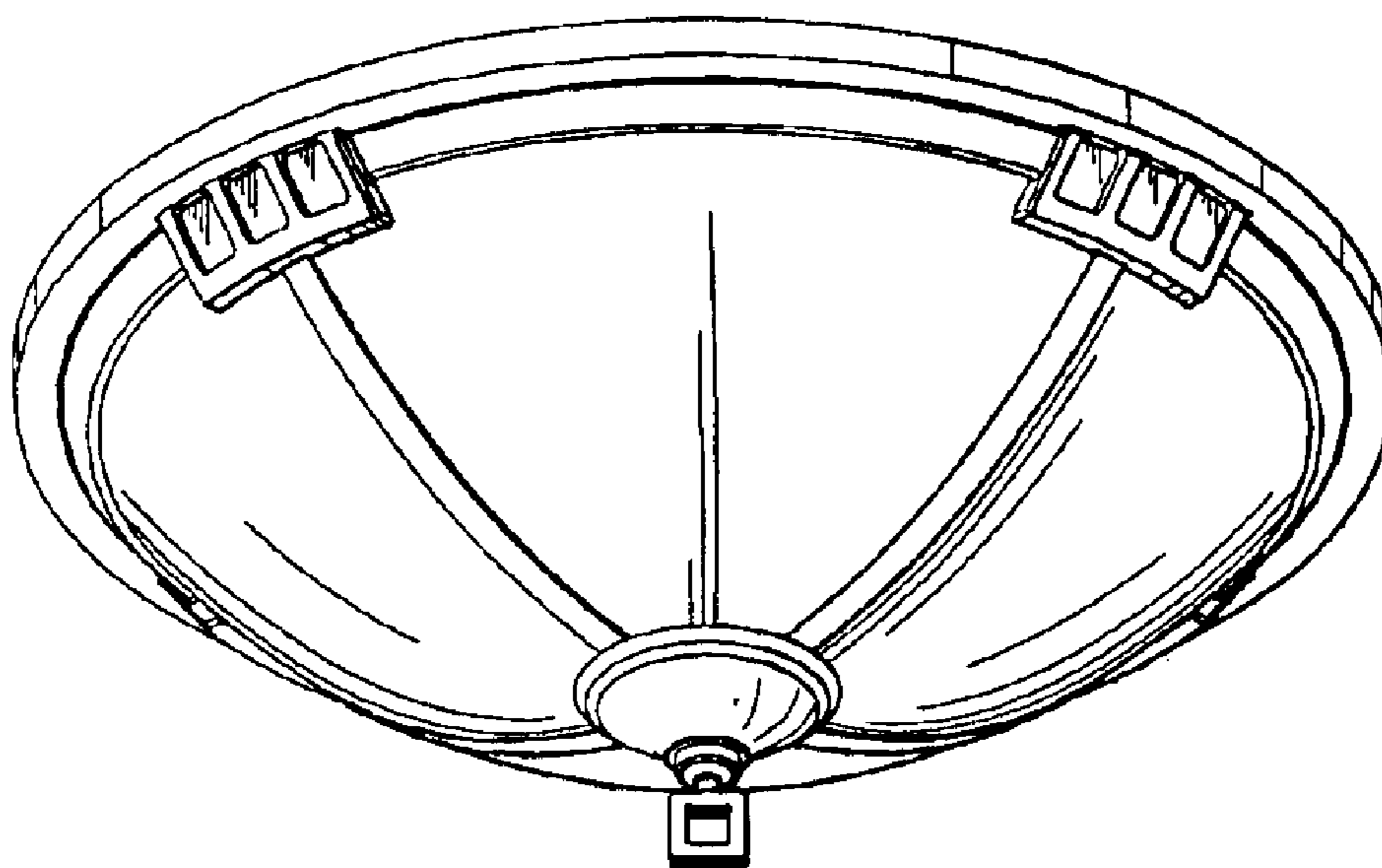


Fig. 1

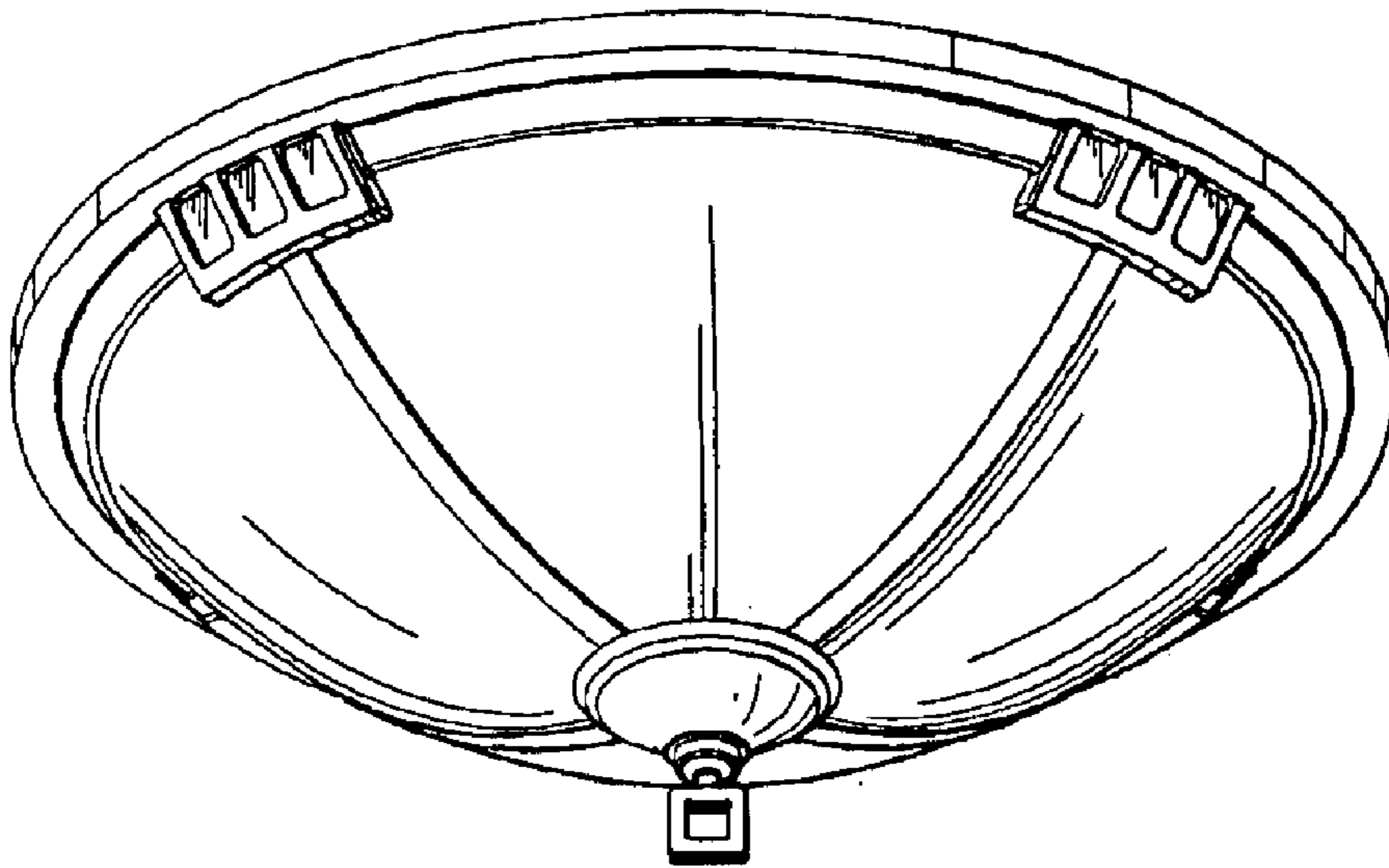


Fig. 2

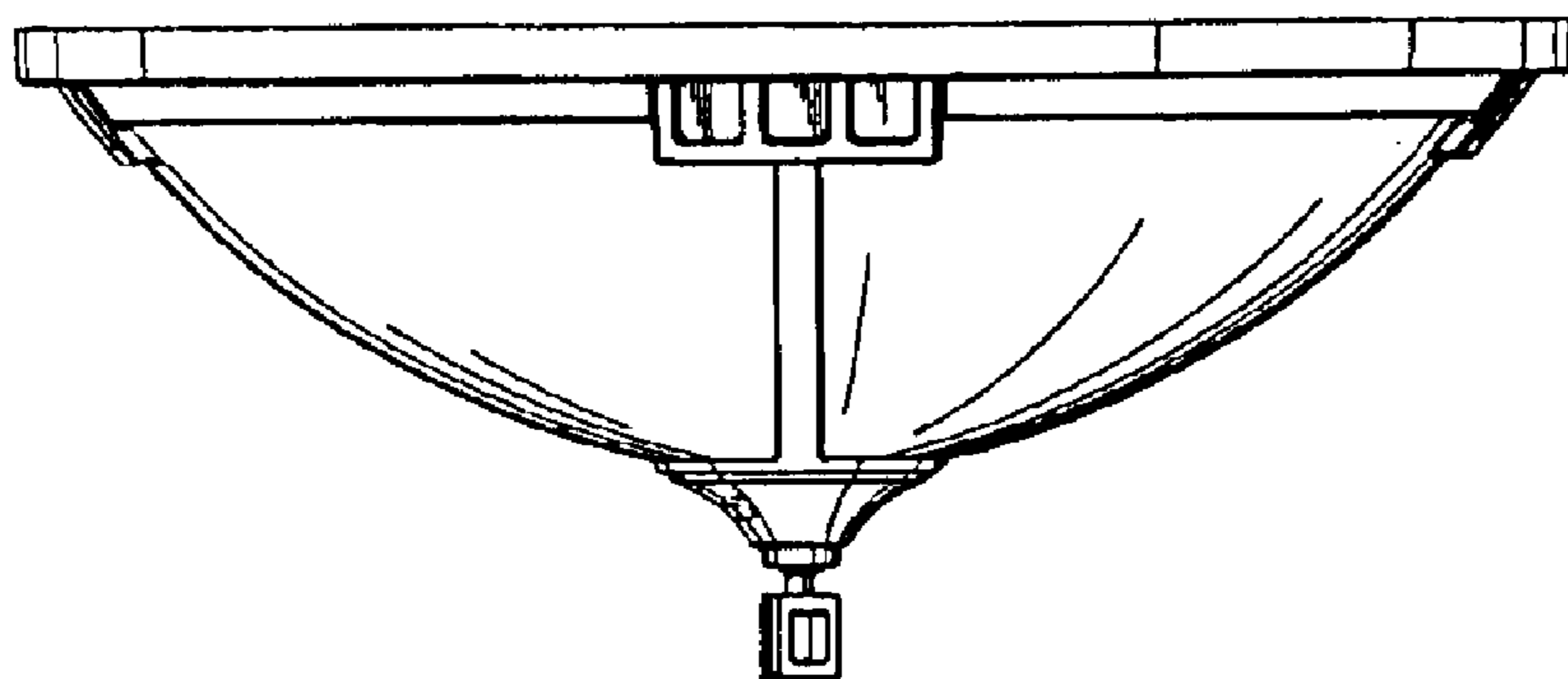


Fig. 3

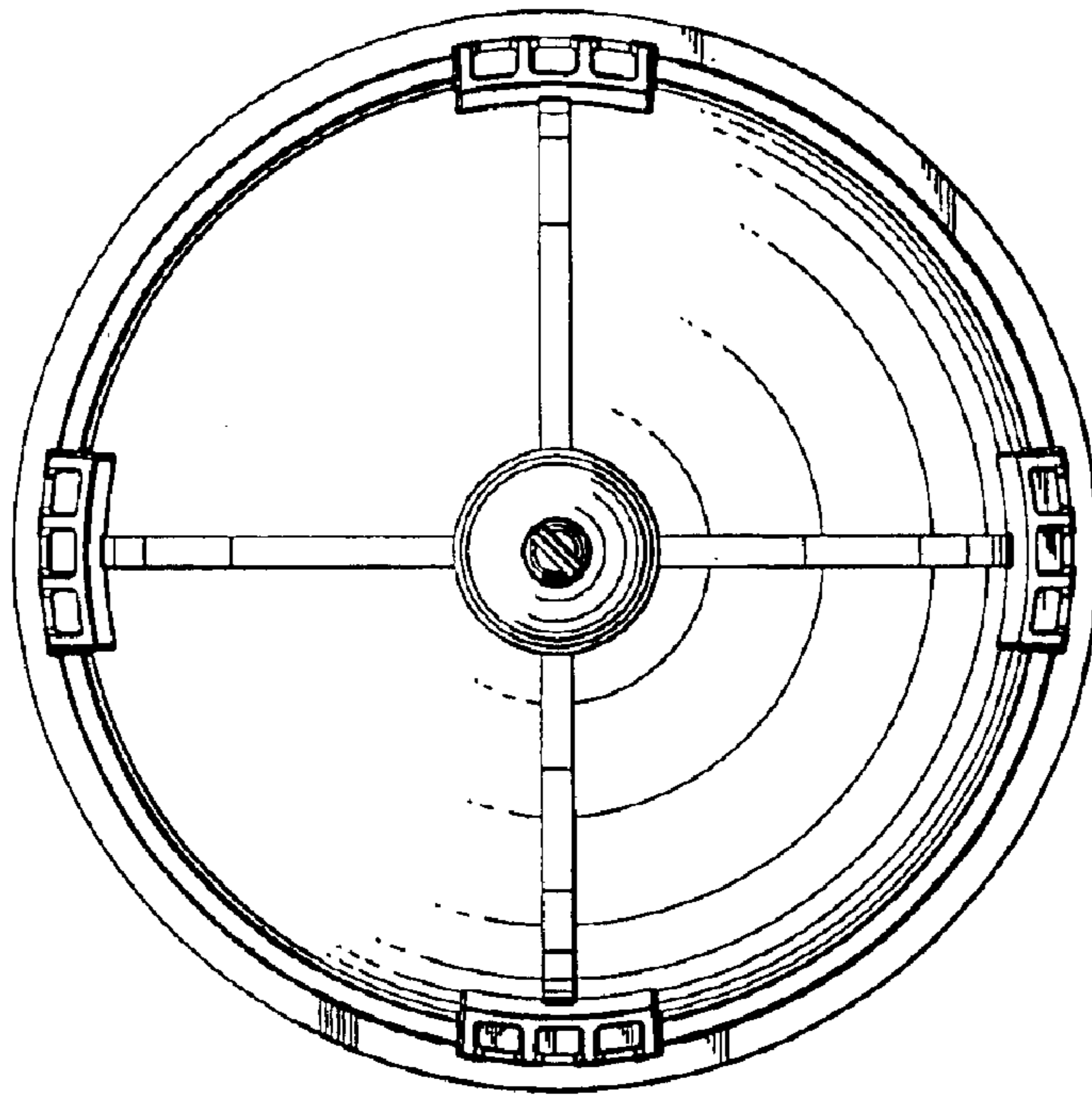


Fig. 4

