

US00D506533S

(12) **United States Design Patent**  
**Sarniak, III**

(10) **Patent No.: US D506,533 S**

(45) **Date of Patent: \*\* Jun. 21, 2005**

(54) **SINK**

(75) **Inventor: Theodore Sarniak, III, Jeannette, PA (US)**

(73) **Assignee: Jeannette Shade and Novelty Co., Jeannette, PA (US)**

(\*\*) **Term: 14 Years**

(21) **Appl. No.: 29/202,270**

(22) **Filed: Mar. 29, 2004**

(51) **LOC (8) Cl. .... 23-02**

(52) **U.S. Cl. .... D23/293.1**

(58) **Field of Search .... D23/270-273, D23/284-286, 293.1, 303, 308, 289, 292; 4/661-666, 619, 624, 630, 519, 638, 643, 515**

(56) **References Cited**

**U.S. PATENT DOCUMENTS**

3,548,422 A \* 12/1970 Byers et al. .... 4/619

D222,462 S \* 10/1971 Anderson ..... D23/293.1  
4,179,760 A \* 12/1979 Nakagawa ..... 4/619  
D344,577 S \* 2/1994 Bonscher et al. .... D23/293.1  
D468,411 S \* 1/2003 McKeone ..... D23/293.1

\* cited by examiner

*Primary Examiner*—Robert A. Delehanty  
(74) *Attorney, Agent, or Firm*—Thompson Hire LLP

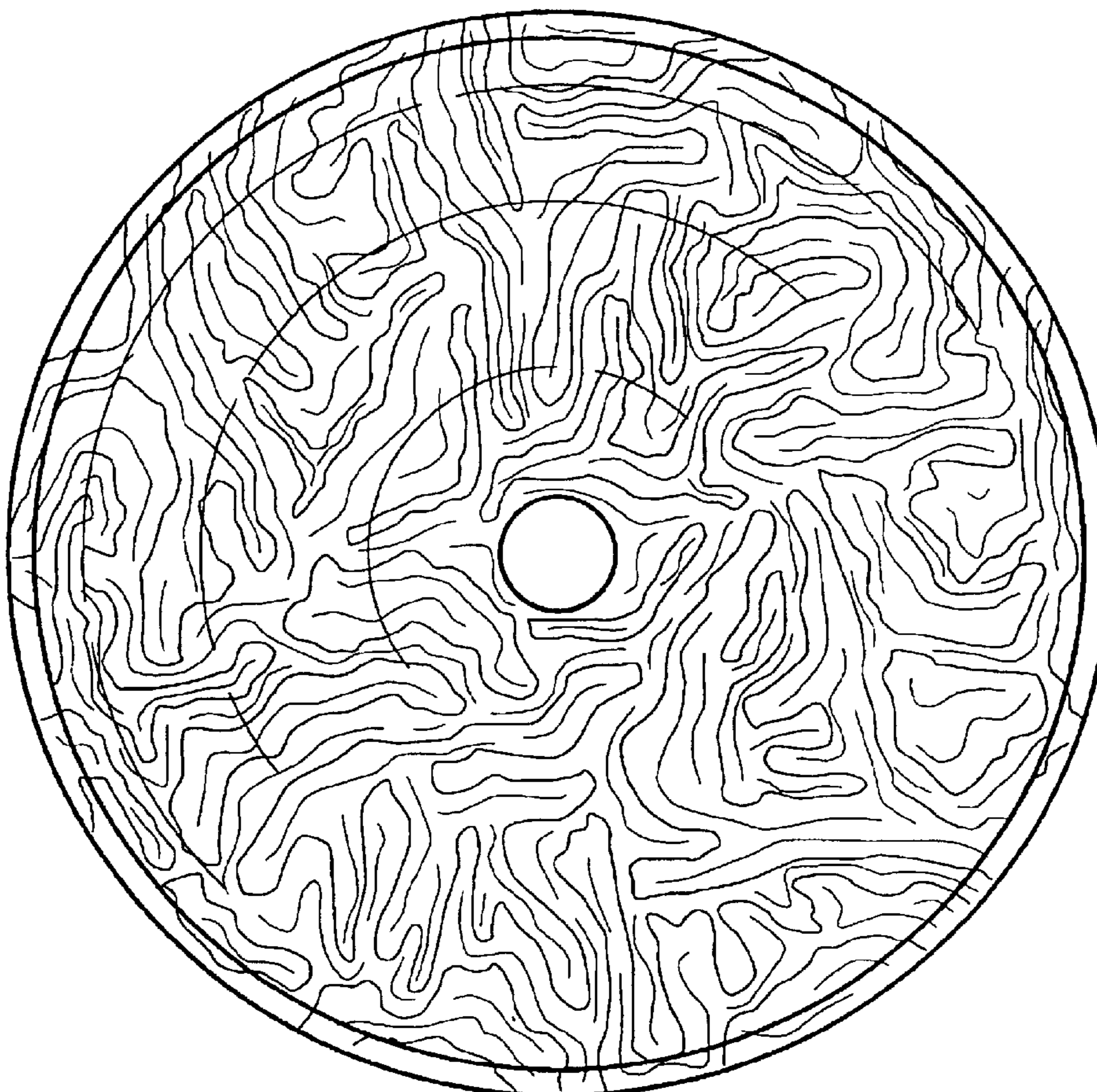
(57) **CLAIM**

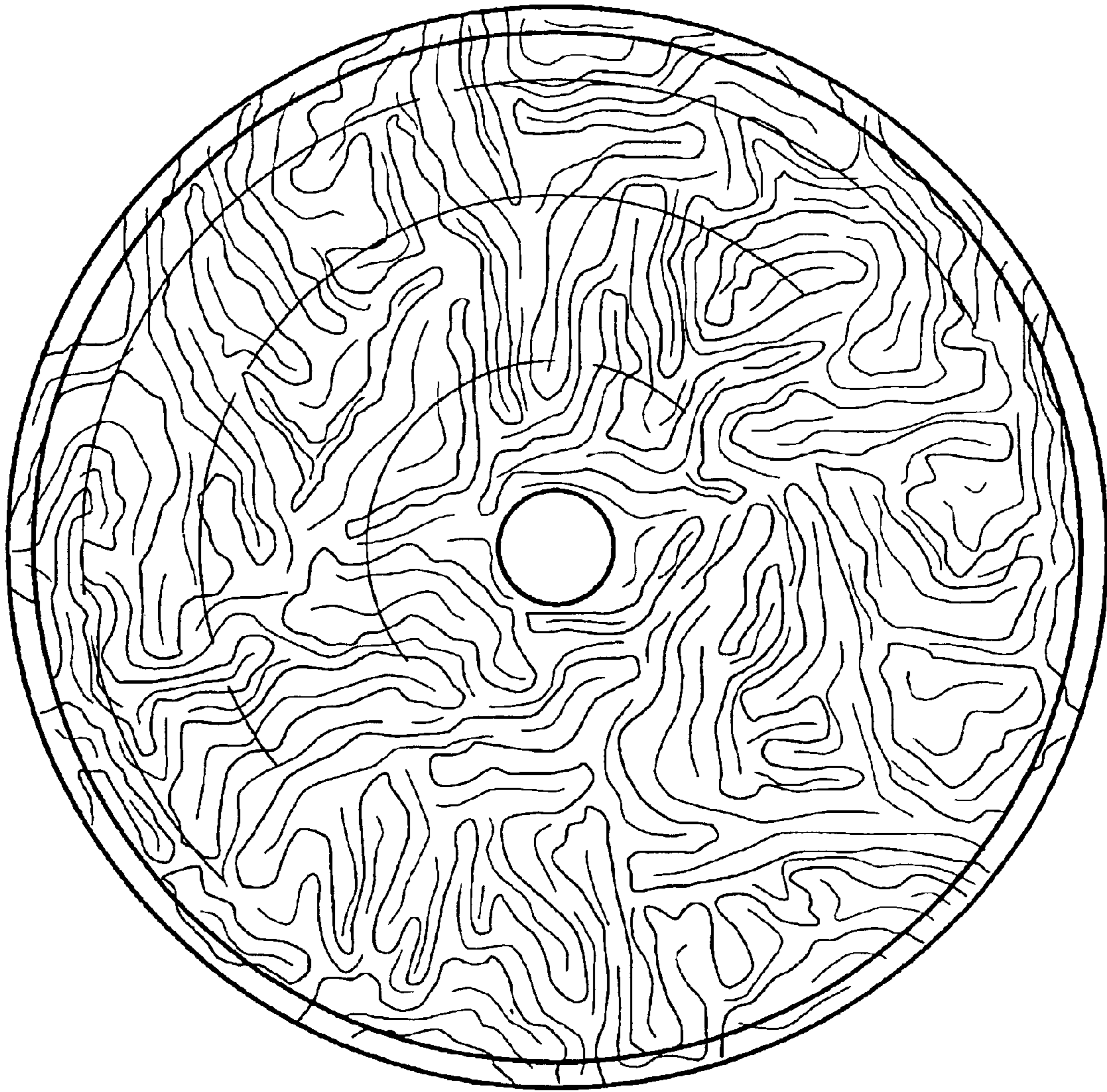
The ornamental design for a sink, as shown and described.

**DESCRIPTION**

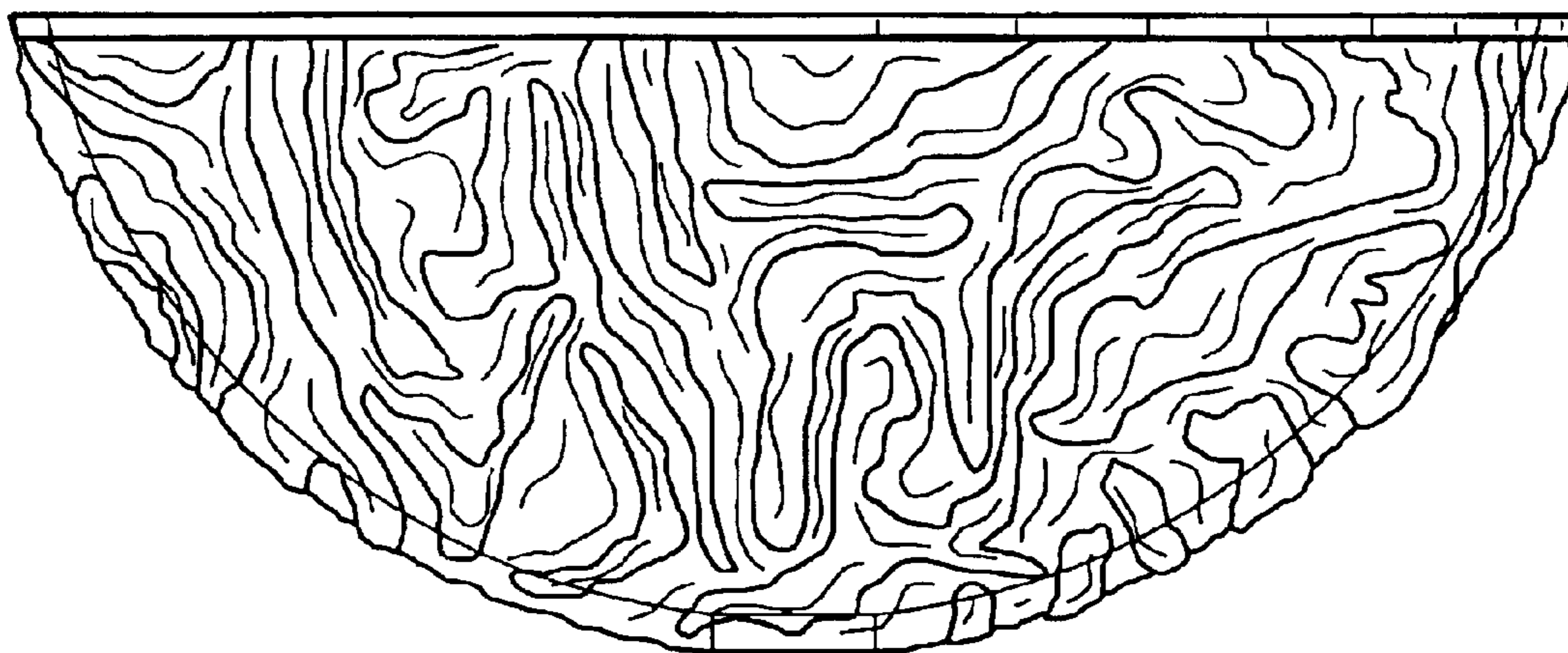
FIG. 1 is a top plan view of the sink of the present invention; FIG. 2 is a side elevational view of the sink of FIG. 1, all side elevations being essentially mirror images thereof; and, FIG. 3 is a bottom plan view of the sink of FIG. 1.

**1 Claim, 3 Drawing Sheets**






*Fig. 1*



*Fig. 2*



*Fig. 3*