

US00D506522S

(12) **United States Design Patent**
Miceli

(10) **Patent No.:** **US D506,522 S**
(45) **Date of Patent:** **** Jun. 21, 2005**

(54) **FLY SWATTER COVER**

Primary Examiner—Catherine R. Oliver

(76) **Inventor:** **Joseph Salvatore Miceli**, 30 Yuba
River Cir., Sacramento, CA (US) 95831

(57) **CLAIM**

The ornamental design for a fly swatter cover, as shown and described.

(**) **Term:** **14 Years**

DESCRIPTION

(21) **Appl. No.:** **29/207,172**

FIG. 1 is a front elevation view of the fly swatter cover showing my new design in the down position;
FIG. 2 is a left side view of the invention in the up position;
FIG. 3 is a front elevation view of the invention in the up position;
FIG. 4 is the right side view of the invention in the down position;
FIG. 5 is a perspective view of the invention;
FIG. 6 is a top plan view of the invention;
FIG. 7 is bottom plan view of the invention.

(22) **Filed:** **Jun. 8, 2004**

(51) **LOC (8) Cl.** **22-06**

(52) **U.S. Cl.** **D22/124**

(58) **Field of Search** D22/119–124,
D22/199; 43/137, 136

The broken line showing of enviroment in the drawings is for illustrative purposes only and forms no part of the claimed design.

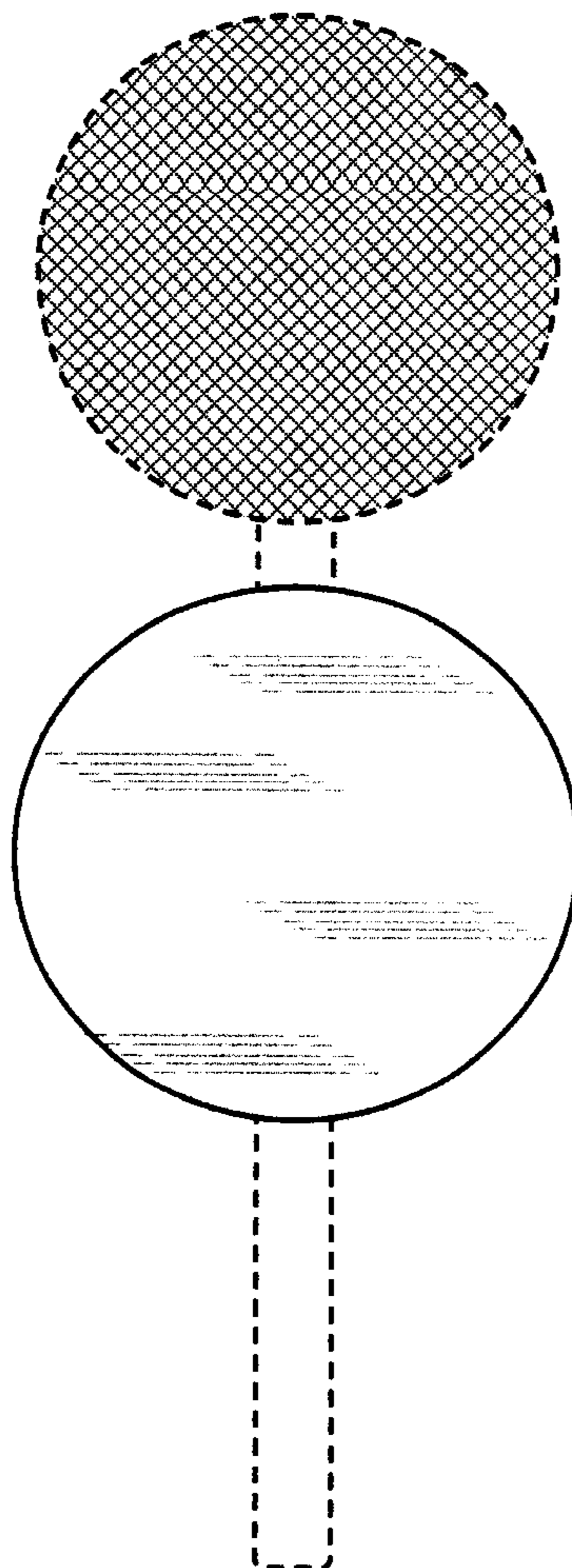
(56) **References Cited**

U.S. PATENT DOCUMENTS

- D344,320 S * 2/1994 Zepp D22/124
- D401,304 S * 11/1998 Hawkins D22/124
- D407,790 S * 4/1999 Miceli D22/124

* cited by examiner

1 Claim, 2 Drawing Sheets



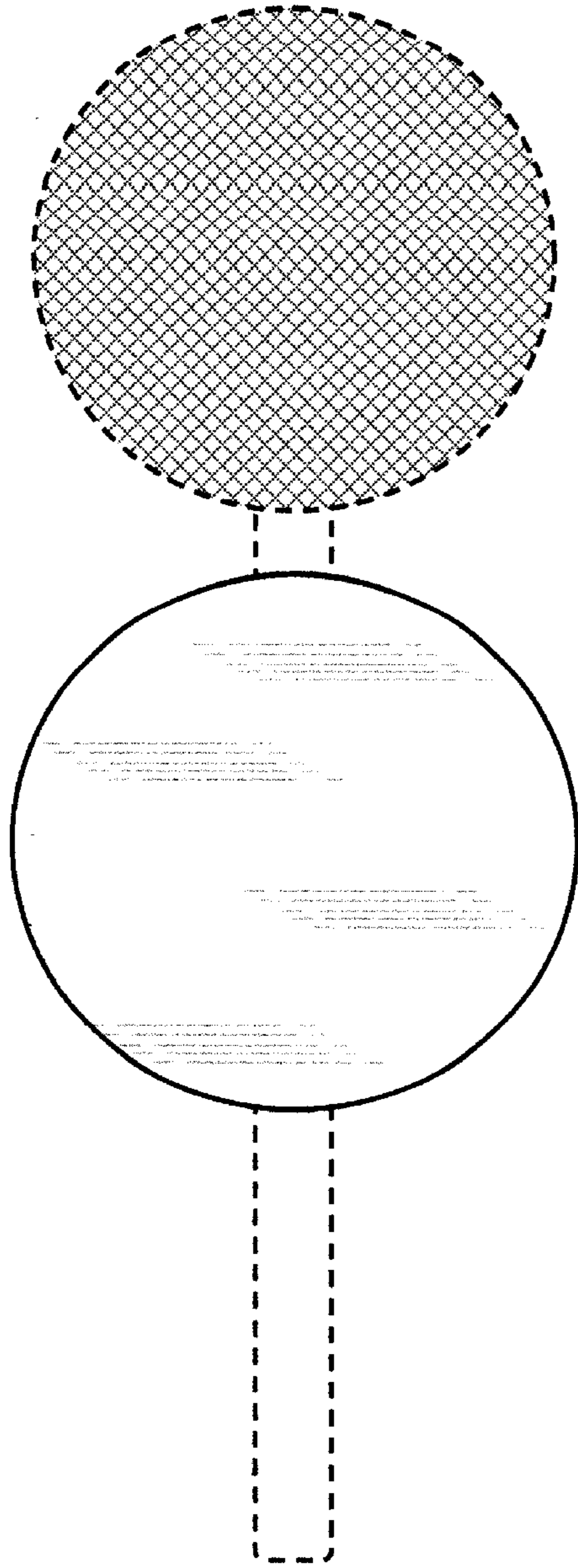


Fig 1



Fig 2

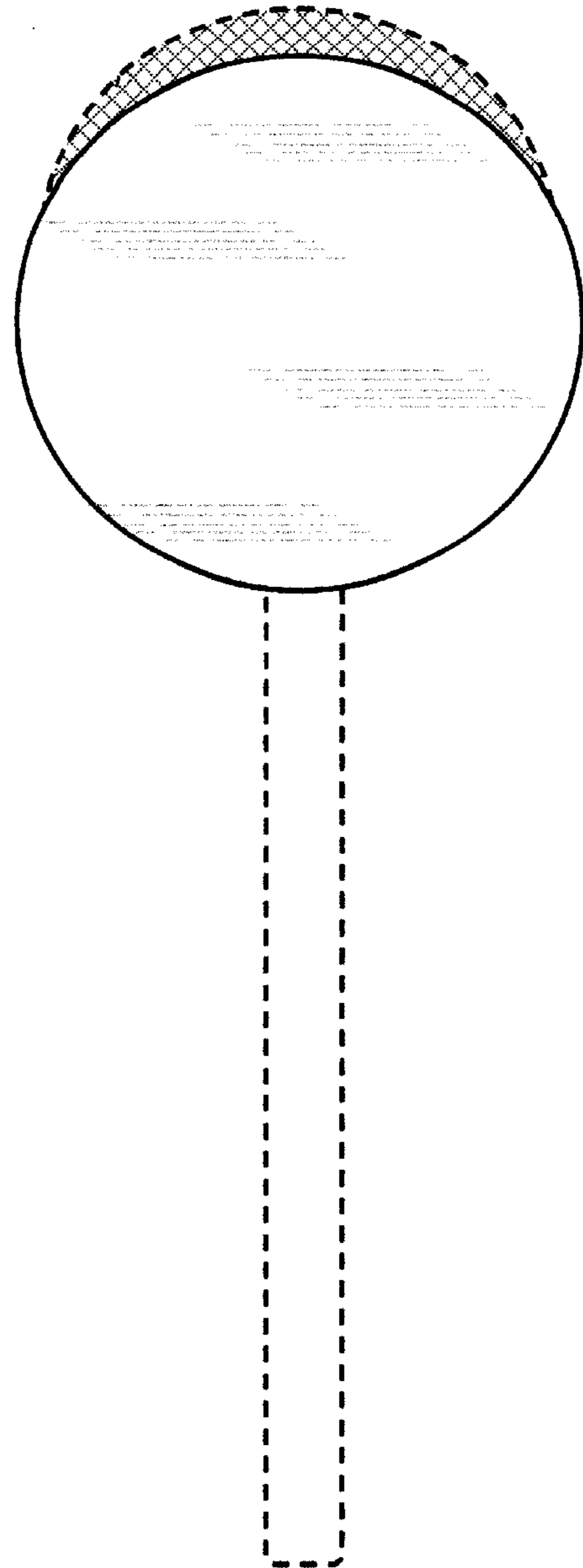


Fig 3

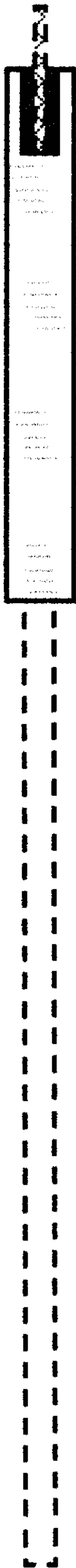


Fig 4




Fig 5




Fig 6




Fig 7