

US00D506515S

(12) **United States Design Patent**  
**Evans**

(10) **Patent No.:** **US D506,515 S**  
(45) **Date of Patent:** **\*\* Jun. 21, 2005**

(54) **EXERCISE DEVICE**

D488,198 S \* 4/2004 Evans ..... D21/692

(75) **Inventor:** **Robert Scott Evans**, 10858 Nassau Ave., Sunland, CA (US) 91040

\* cited by examiner

(73) **Assignee:** **Robert Scott Evans**, Sunland, CA (US)

*Primary Examiner*—Philip S. Hyder  
(74) *Attorney, Agent, or Firm*—McDonnell Boehnan Hulbert & Berghoff LLP

(\*\*) **Term:** **14 Years**

(57) **CLAIM**

(21) **Appl. No.:** **29/200,380**

The ornamental design for an exercise device, as shown and described.

(22) **Filed:** **Feb. 26, 2004**

**DESCRIPTION**

(51) **LOC (8) Cl.** ..... **20-02**

(52) **U.S. Cl.** ..... **D21/692**

(58) **Field of Search** ..... D21/662, 684,  
D21/693, 692; 482/121, 122, 124, 125,  
126, 127, 128

FIG. 1: is a perspective view of an exercise device.  
FIG. 2: is a front view of an exercise device as shown in FIG. 1.  
FIG. 3: is a side view of an exercise device as shown in FIG. 2.  
FIG. 4: is a back view of an exercise device.  
FIG. 5: is a side view of an exercise device as shown in FIG. 4.  
FIG. 6: is a top view of the exercise device as shown in FIG. 5; and,  
FIG. 7: is a bottom view of the exercise device as shown in FIG. 5.

(56) **References Cited**

**U.S. PATENT DOCUMENTS**

D241,150 S	*	8/1976	Hale	.....	D21/692
D243,103 S	*	1/1977	Hale	.....	D21/692
4,290,600 A	*	9/1981	Kolbel	.....	482/126
D277,972 S	*	3/1985	Manzi	.....	D21/693
D288,460 S	*	2/1987	Hsu	.....	D21/693
5,031,906 A	*	7/1991	Jang	.....	482/125
D330,739 S	*	11/1992	Yang	.....	D21/693

**1 Claim, 2 Drawing Sheets**

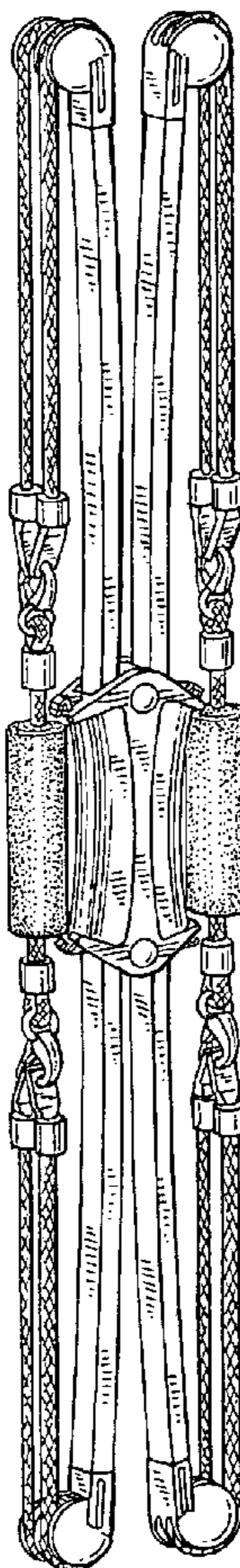


FIG. 1

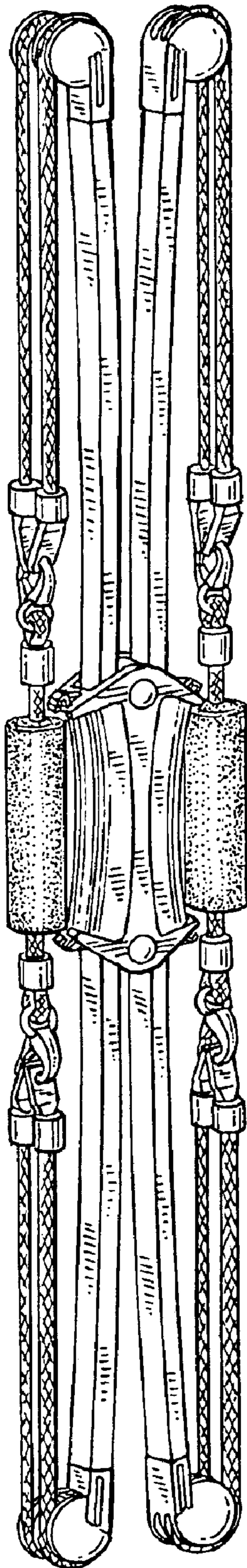


FIG. 2

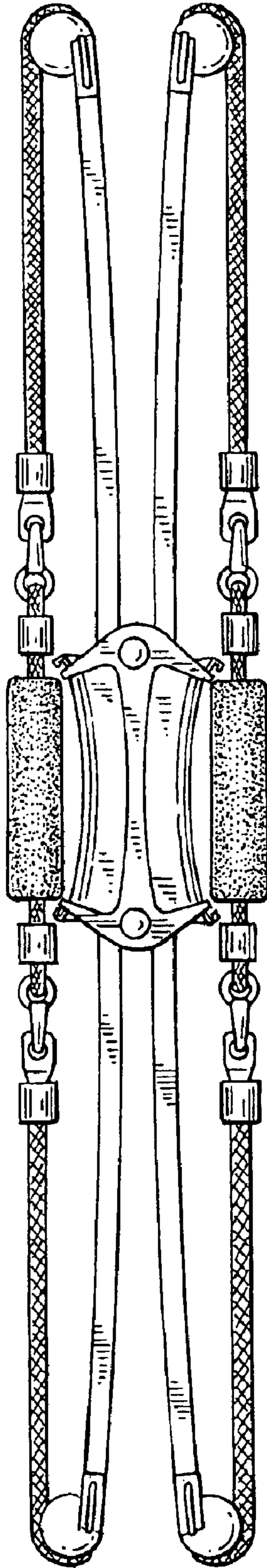


FIG. 3




FIG. 4

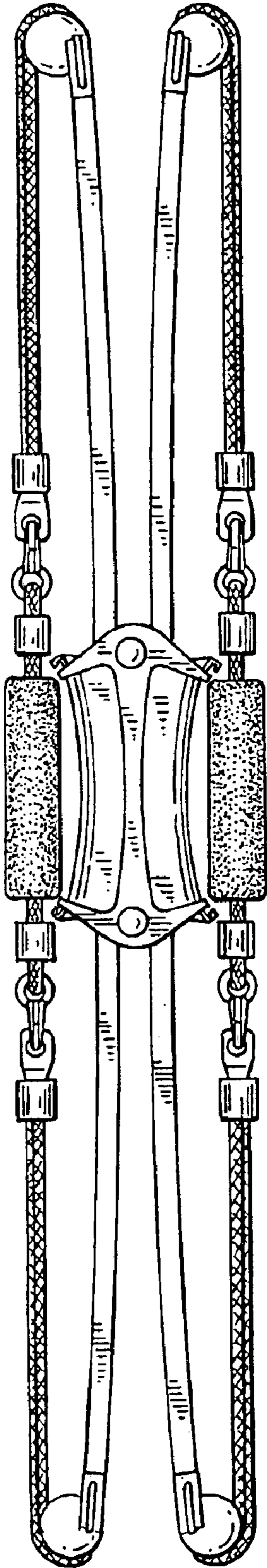


FIG. 5




FIG. 6



FIG. 7

