

US00D506510S

(12) **United States Design Patent** (10) **Patent No.:** **US D506,510 S**  
**Yasuoka et al.** (45) **Date of Patent:** **\*\* Jun. 21, 2005**

(54) **MASK FOR A DISPLAY UNIT AND DISPLAY UNIT FOR AN ELECTRONIC DISPLAY BOARD**

(75) Inventors: **Tuyoshi Yasuoka**, Tokushima-Ken (JP); **Akiko Yamamoto**, Tokushima-Ken (JP)

(73) Assignee: **Nichia Corporation** (JP)

(\*\*) Term: **14 Years**

(21) Appl. No.: **29/217,610**

(22) Filed: **Nov. 19, 2004**

**Related U.S. Application Data**

(62) Division of application No. 29/194,759, filed on Dec. 1, 2003.

(51) **LOC (8) Cl.** ..... **20-02**

(52) **U.S. Cl.** ..... **D20/10; D20/12; D20/19**

(58) **Field of Search** ..... D20/10, 18-21, D20/39, 40-42, 99; D10/46.1; 40/448-454, 541.2, 553, 573, 584; 52/38, 73; 340/323; 712/217

(56) **References Cited**

**U.S. PATENT DOCUMENTS**

D62,554 S	*	6/1923	Lord	.....	D5/58
D368,117 S	*	3/1996	Valls et al.	.....	D20/40
D382,906 S	*	8/1997	Bach et al.	.....	D20/10
D388,123 S	*	12/1997	Sukumoda et al.	.....	D20/10
D392,143 S	*	3/1998	Farrell	.....	D6/570
D393,659 S	*	4/1998	Muhlack	.....	D20/10
6,314,669 B1	*	11/2001	Tucker	.....	40/448
D482,403 S	*	11/2003	Rose	.....	D20/19
D487,779 S	*	3/2004	Rose	.....	D20/19
2003/0217495 A1	*	11/2003	Nagamine et al.	.....	40/605

\* cited by examiner

*Primary Examiner*—Robert M. Spear  
(74) *Attorney, Agent, or Firm*—Osha & May, L.L.P.

(57) **CLAIM**

The ornamental design for a mask for a display unit and display unit for an electronic display board, as shown and described.

**DESCRIPTION**

FIG. 1 shows a front view of the design according to a first embodiment of the invention.

FIG. 2 shows a rear view of the design according to a first embodiment of the invention.

FIG. 3 shows a top view of the design according to a first embodiment of the invention. The bottom view being a mirror image of the top view.

FIG. 4 shows a left side view of the design according to a first embodiment of the invention. The right side view being a mirror image of the left side view.

FIG. 5 shows a sectional view of the design according to a first embodiment of the invention taken along the line 13—13 as shown in FIG. 1.

FIG. 6 shows a sectional view of the design according to a first embodiment of the invention taken along the line 14—14 as shown in FIG. 1.

FIG. 7 shows a perspective view of the design according to a first embodiment of the invention.

FIG. 8 shows a front view of the design according to a second embodiment of the invention.

FIG. 9 shows a rear view of the design according to a second embodiment of the invention.

FIG. 10 shows a top side view of the design according to a second embodiment of the invention. The bottom view being a mirror image of the top view.

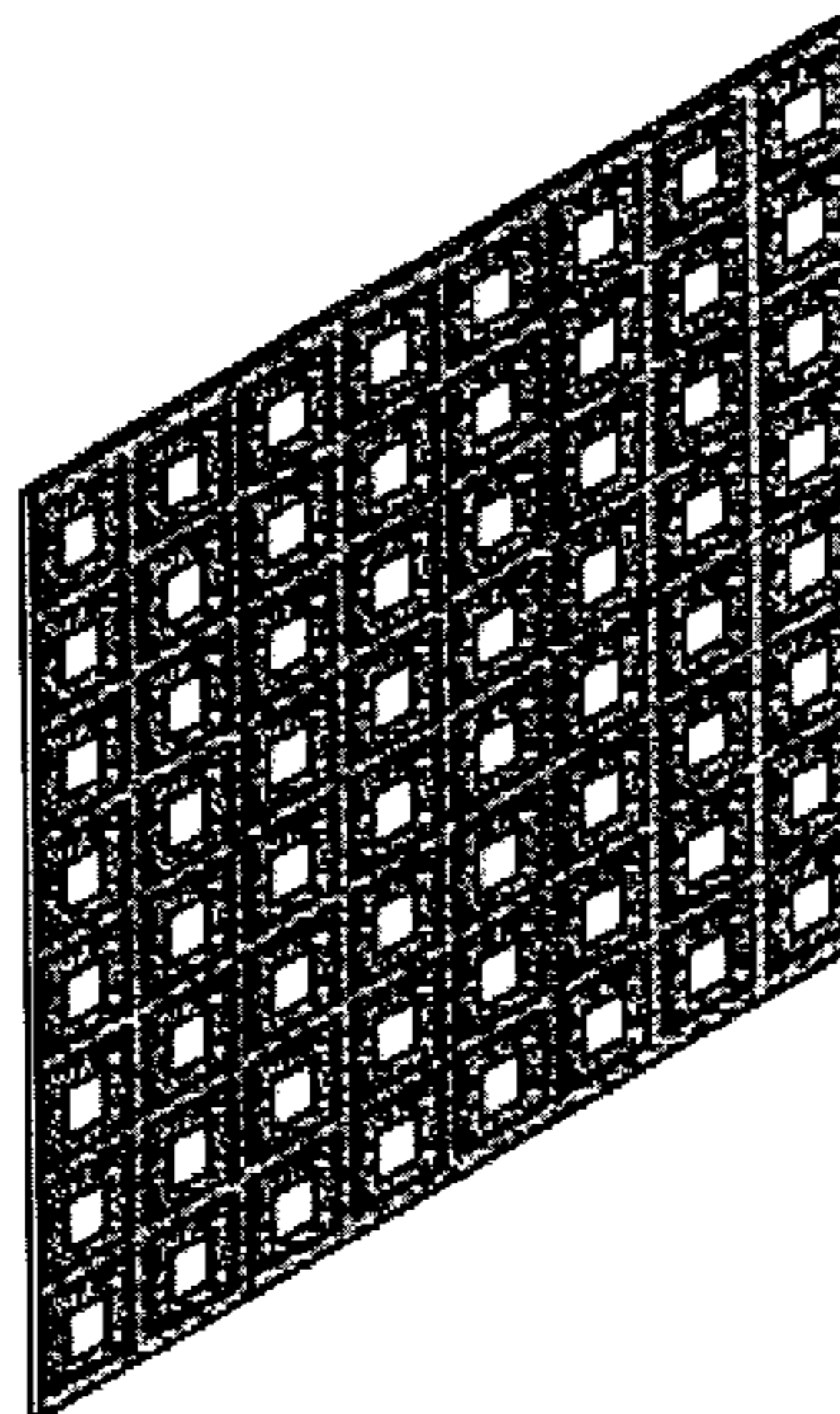
FIG. 11 shows a left side view of the design according to a second embodiment of the invention. The right side view being a mirror image of the left side view.

FIG. 12 shows a sectional view of the design according to a second embodiment of the invention taken along the line 30—30 as shown in FIG. 8.

FIG. 13 shows a sectional view of the design according to a second embodiment of the invention taken along the line 31—31 as shown in FIG. 8; and,

FIG. 14 shows a perspective view of the design according to a second embodiment of the invention.

**1 Claim, 6 Drawing Sheets**






Figure 1




Figure 2



Figure 3



Figure 4



Figure 5



Figure 6




Figure 7




Figure 8




Figure 9

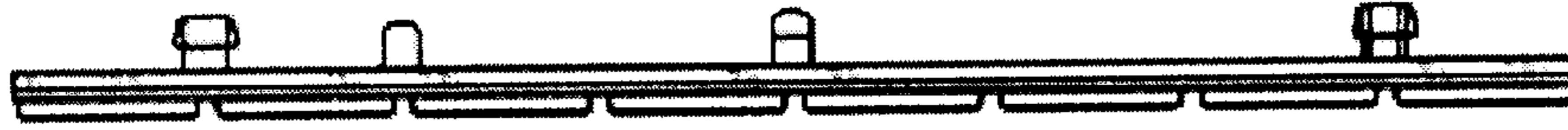


Figure 10



Figure 11



Figure 12



Figure 13




Figure 14

UNITED STATES PATENT AND TRADEMARK OFFICE  
**CERTIFICATE OF CORRECTION**

PATENT NO. : Des. 506,510 S  
DATED : June 21, 2005  
INVENTOR(S) : Tuyoshi Yasuoka et al.

Page 1 of 1

It is certified that error appears in the above-identified patent and that said Letters Patent is hereby corrected as shown below:

Title page,

Item [30], **Foreign Application Priority Data**, please add the following:

-- May 30, 2003	(JP).....	P2003-015427
May 30, 2003	(JP).....	P2003-015429
May 30, 2003	(JP).....	P2003-015428
May 30, 2003	(JP).....	P2003-015430
May 30, 2003	(JP).....	P2003-019266
May 30, 2003	(JP).....	P2003-019267 --.

Signed and Sealed this

Thirtieth Day of August, 2005



JON W. DUDAS

*Director of the United States Patent and Trademark Office*