



US00D506507S

(12) **United States Design Patent**  
**Qiu**

(10) **Patent No.: US D506,507 S**  
(45) **Date of Patent: \*\* Jun. 21, 2005**

- (54) **PEN**
- (75) **Inventor: Zhiming Qiu, Ningbo (CN)**
- (73) **Assignee: Ningbo Beifa Group Co., Ltd., Ningbo (CN)**
- (\*\*) **Term: 14 Years**
- (21) **Appl. No.: 29/216,164**
- (22) **Filed: Oct. 29, 2004**
- (30) **Foreign Application Priority Data**  
May 10, 2004 (CN) ..... 200430150164X
- (51) **LOC (8) Cl. .... 19-06**
- (52) **U.S. Cl. .... D19/51; D19/43; D19/55; D19/56**
- (58) **Field of Search .... D19/35, 36, 41-51, D19/53-58, 81-85; 401/6, 7, 88, 99-102, 103-106, 107-110, 111-117, 98, 202, 209, 213, 243-247, 262; 24/10 R, 11 R, 11 P, 11 PP**

- D455,177 S \* 4/2002 Chiu ..... D19/54
- D456,845 S \* 5/2002 Rommel ..... D19/49
- D484,188 S \* 12/2003 Cetera ..... D19/51
- D492,350 S \* 6/2004 Morrow ..... D19/55

\* cited by examiner

*Primary Examiner*—Martie K. Holtje  
(74) *Attorney, Agent, or Firm*—Christensen O'Connor Johnson Kindness PLLC

(57) **CLAIM**

The ornamental design for a pen, as shown and described.

**DESCRIPTION**

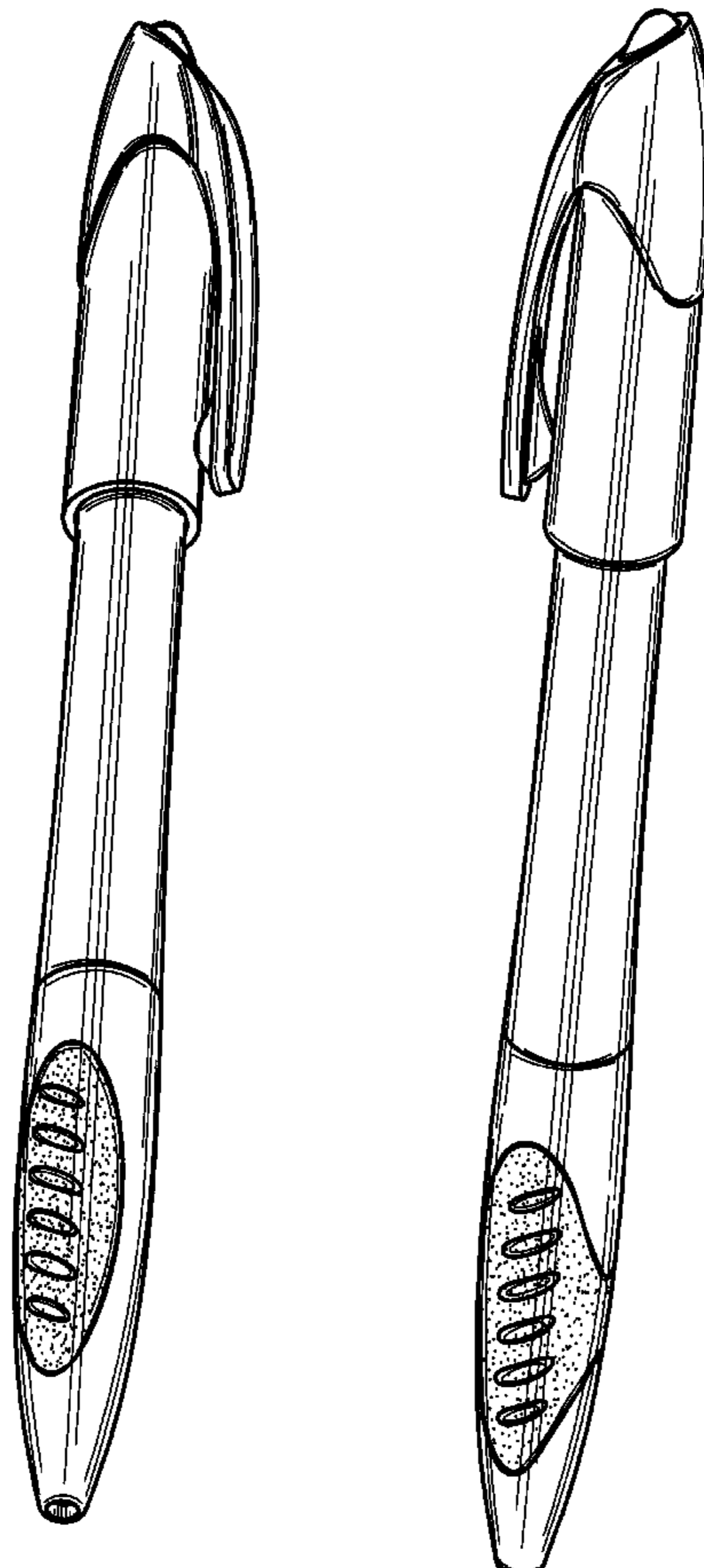
FIG. 1 is a front left perspective view of a pen showing my new design;  
FIG. 2 is a rear right perspective view thereof;  
FIG. 3 is a top plan view thereof;  
FIG. 4 is a bottom plan view thereof;  
FIG. 5 is a rear elevation view thereof;  
FIG. 6 is a left side view thereof;  
FIG. 7 is a front elevation view thereof; and,  
FIG. 8 is a right side view thereof.

(56) **References Cited**

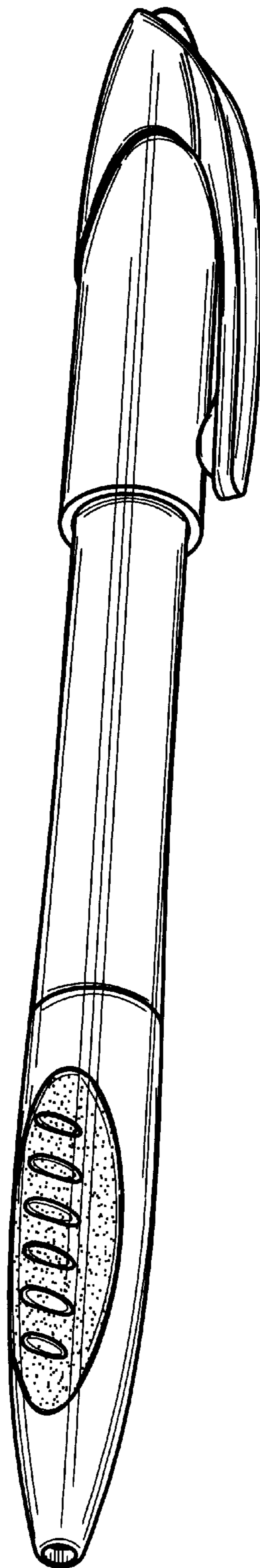
**U.S. PATENT DOCUMENTS**

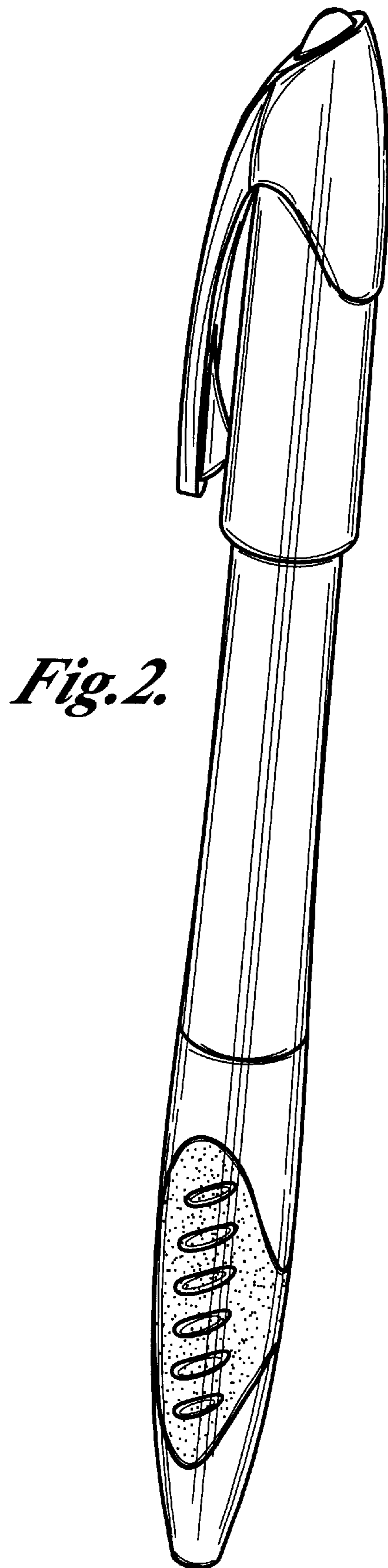
- D453,187 S \* 1/2002 Keda ..... D19/48

**1 Claim, 4 Drawing Sheets**

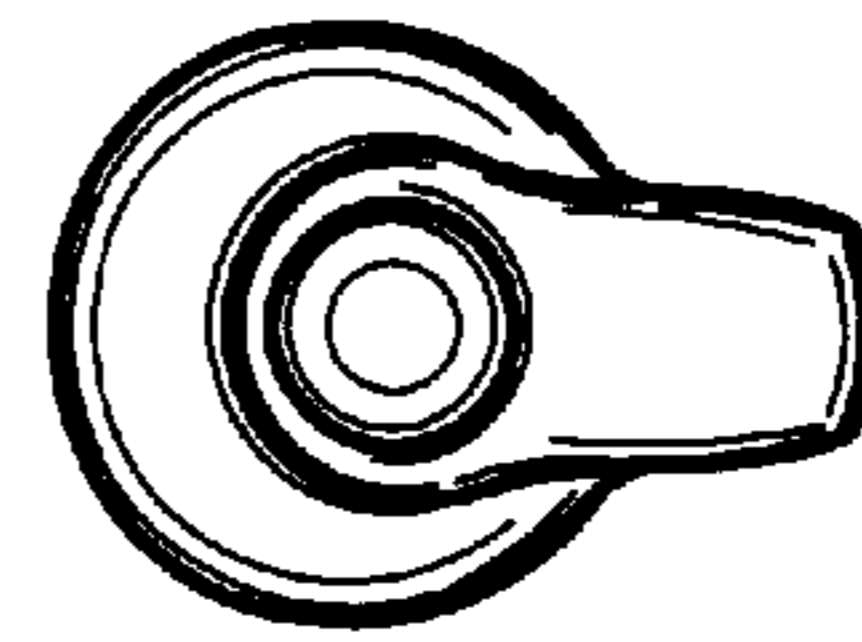


*Fig. 1.*

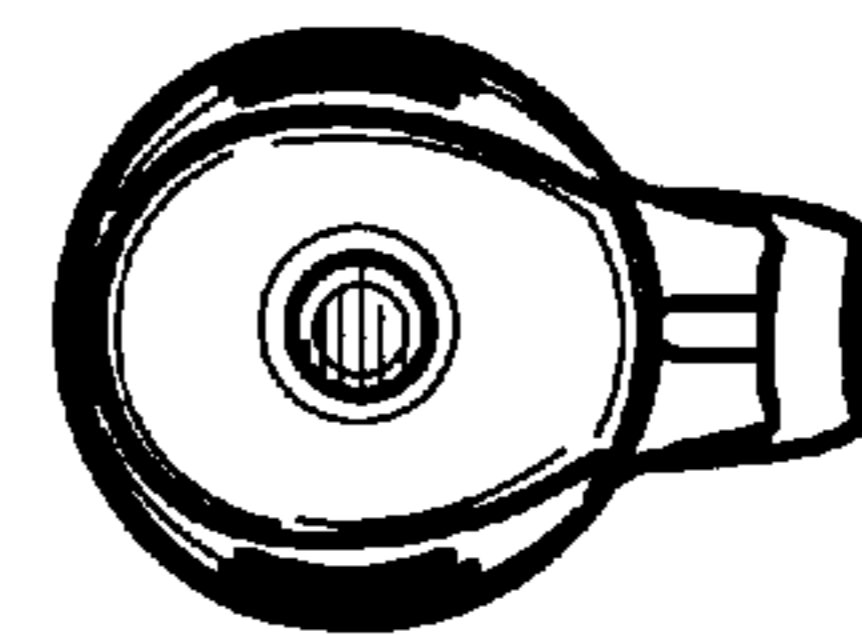




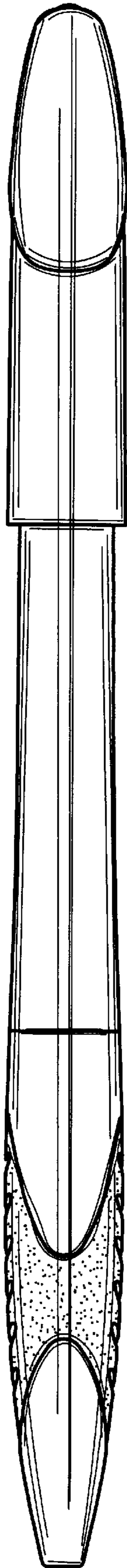
*Fig. 2.*



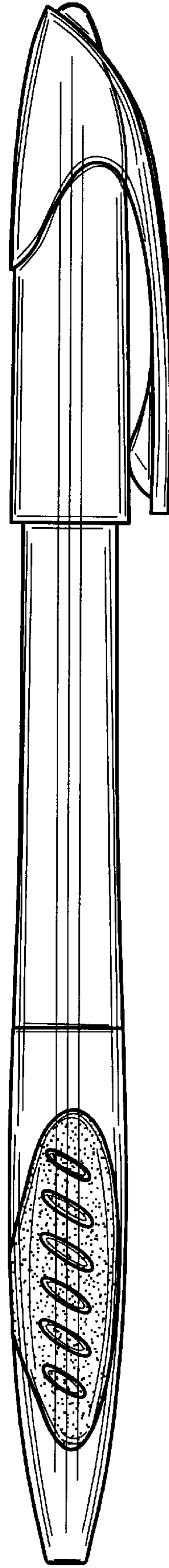
*Fig. 3.*



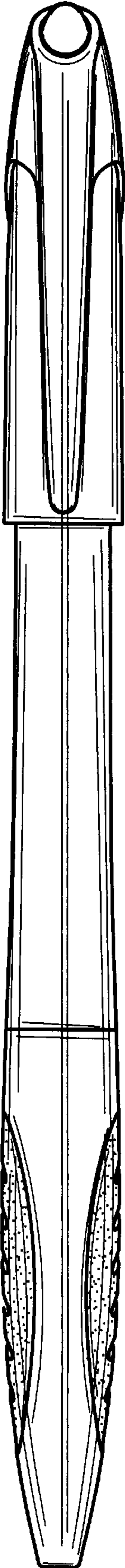
*Fig. 4.*



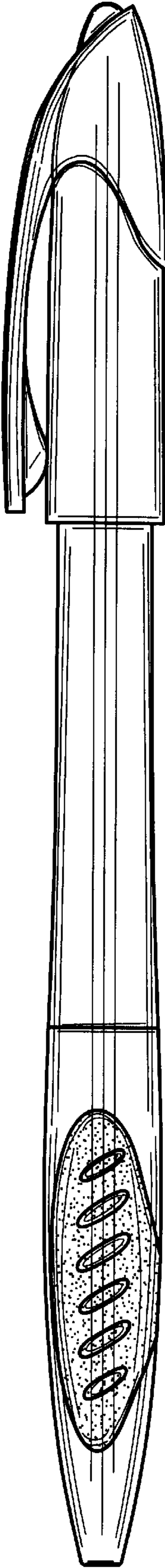
*Fig. 5.*



*Fig. 6.*



*Fig. 7.*



*Fig. 8.*