



US00D506503S

(12) **United States Design Patent**
Qiu

(10) **Patent No.: US D506,503 S**
(45) **Date of Patent: ** Jun. 21, 2005**

(54) **MECHANICAL PENCIL**

(75) Inventor: **Zhiming Qiu**, Ningbo (CN)

(73) Assignee: **Ningbo Beifa Group Co., Ltd.**, Ningbo (CN)

(**) Term: **14 Years**

(21) Appl. No.: **29/216,567**

(22) Filed: **Nov. 5, 2004**

(30) **Foreign Application Priority Data**

Jun. 30, 2004 (CN) 2004301504898

(51) **LOC (8) Cl.** **19-06**

(52) **U.S. Cl.** **D19/48; D19/50; D19/55; D19/56**

(58) **Field of Search** D19/35, 36, 41-51, D19/53-58, 81-85; 401/6, 7, 88, 99-102, 103-106, 107-110, 111-117, 209; 24/10 R, 11 R, 11 P, 11 PP

(56) **References Cited**

U.S. PATENT DOCUMENTS

- D286,789 S * 11/1986 Thompson et al. D19/48
- D288,825 S * 3/1987 Thompson et al. D19/48
- D289,304 S * 4/1987 Giugiaro D19/48
- D417,891 S * 12/1999 Izushima D19/48

- 6,146,038 A * 11/2000 Mittersinker et al. 401/6
- D436,375 S * 1/2001 Rosenbaum D19/51
- D458,636 S * 6/2002 Shimizu D19/48
- D468,771 S * 1/2003 Holland et al. D19/51

* cited by examiner

Primary Examiner—Martie K. Holtje

(74) *Attorney, Agent, or Firm*—Christensen O'Connor Johnson Kindness PLLC

(57) **CLAIM**

The ornamental design for a mechanical pencil, as shown and described.

DESCRIPTION

FIG. 1 is a rear right perspective view of a mechanical pencil showing my new design;

FIG. 2 is a right side view of the pencil shown in FIG. 1 with an eraser extended from one end of the pencil and pencil lead extended from the other end of the pencil;

FIG. 3 is a front left perspective view of the pencil shown in FIG. 1;

FIG. 4 is a bottom plan view thereof;

FIG. 5 is a top plan view thereof;

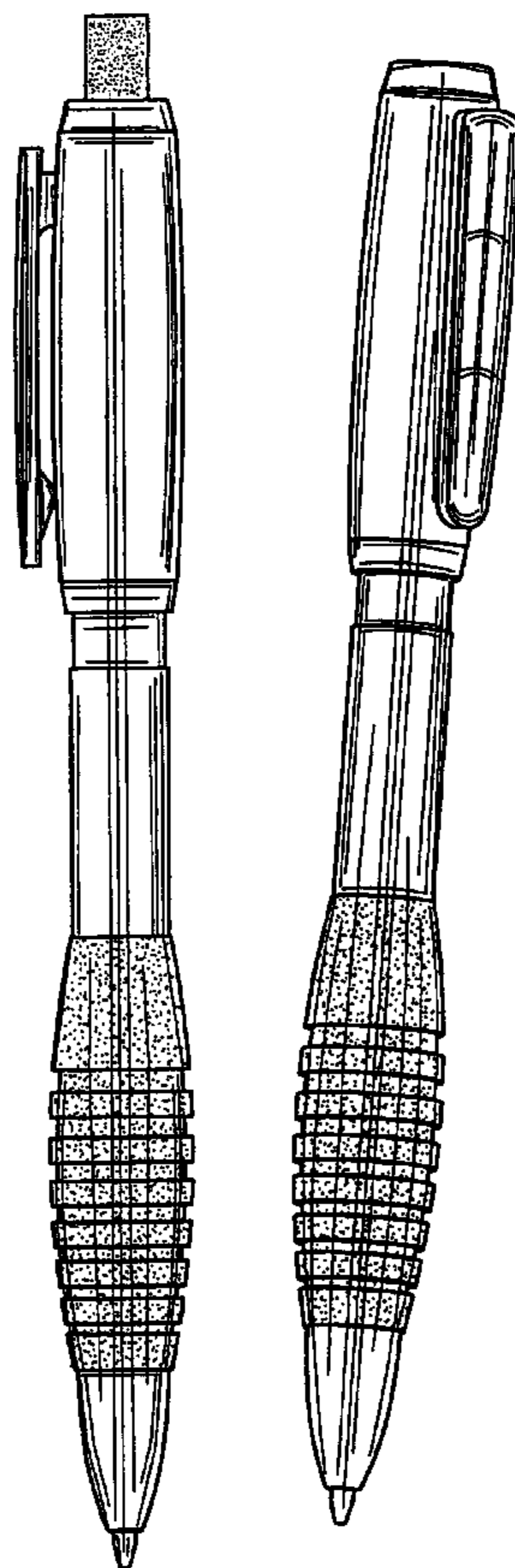
FIG. 6 is a rear elevation view thereof;

FIG. 7 is a left side view thereof;

FIG. 8 is a front elevation view thereof; and,

FIG. 9 is a right side elevation view thereof.

1 Claim, 4 Drawing Sheets



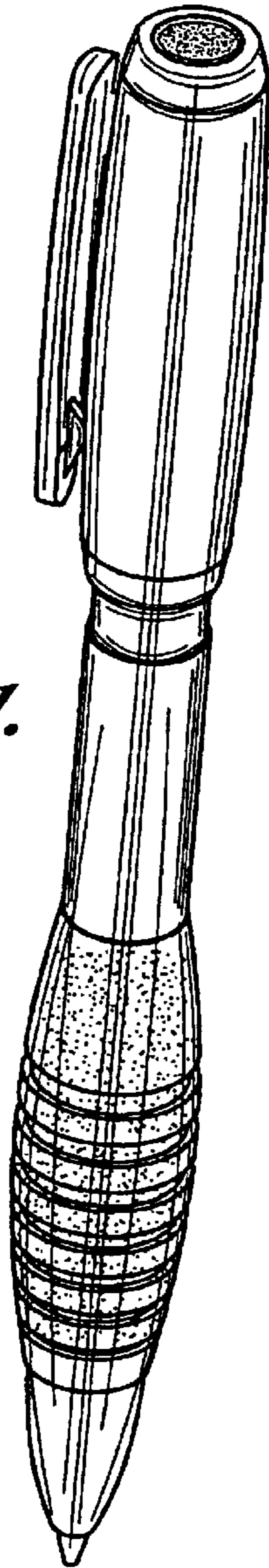


Fig. 1.

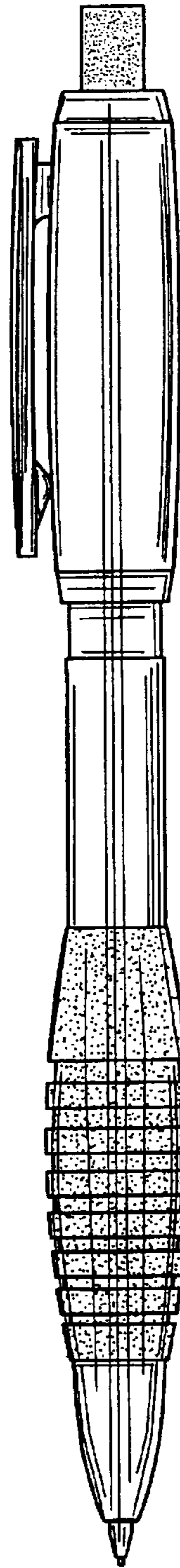


Fig. 2.

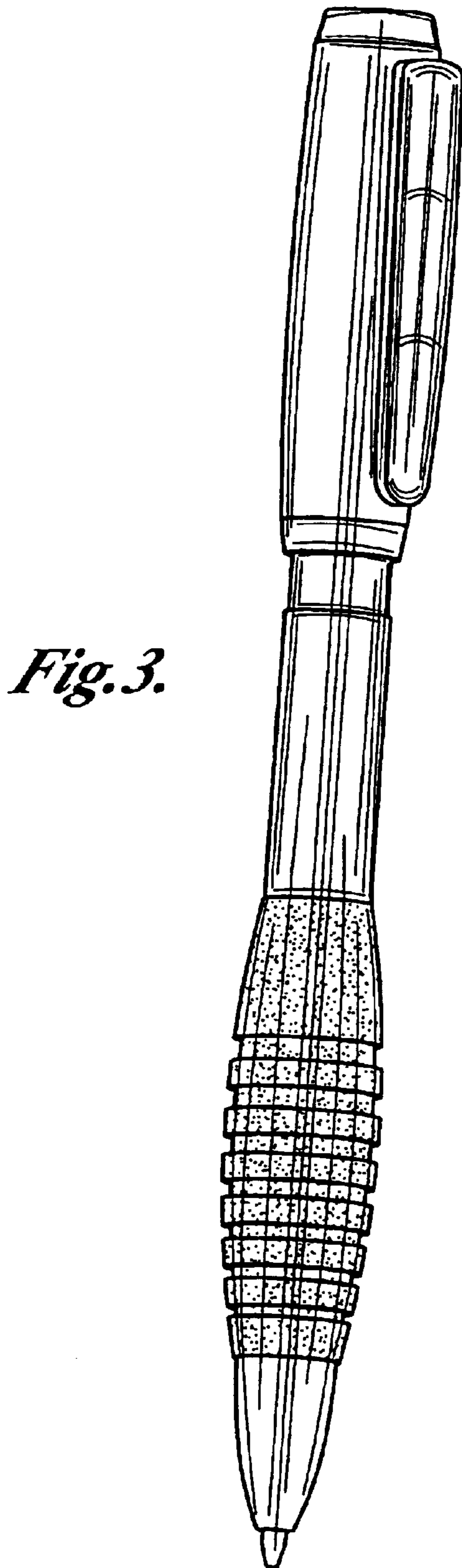


Fig. 3.

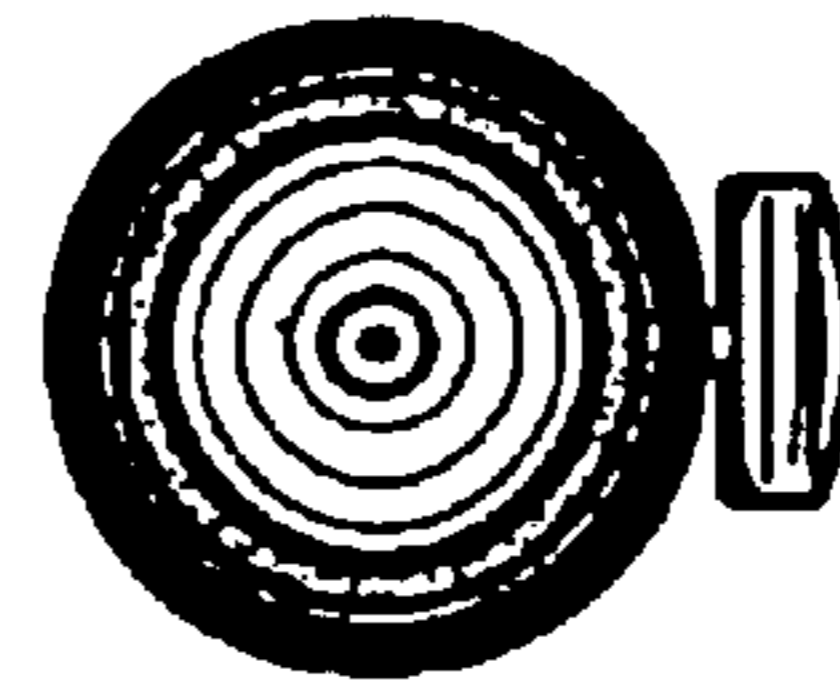


Fig. 4.

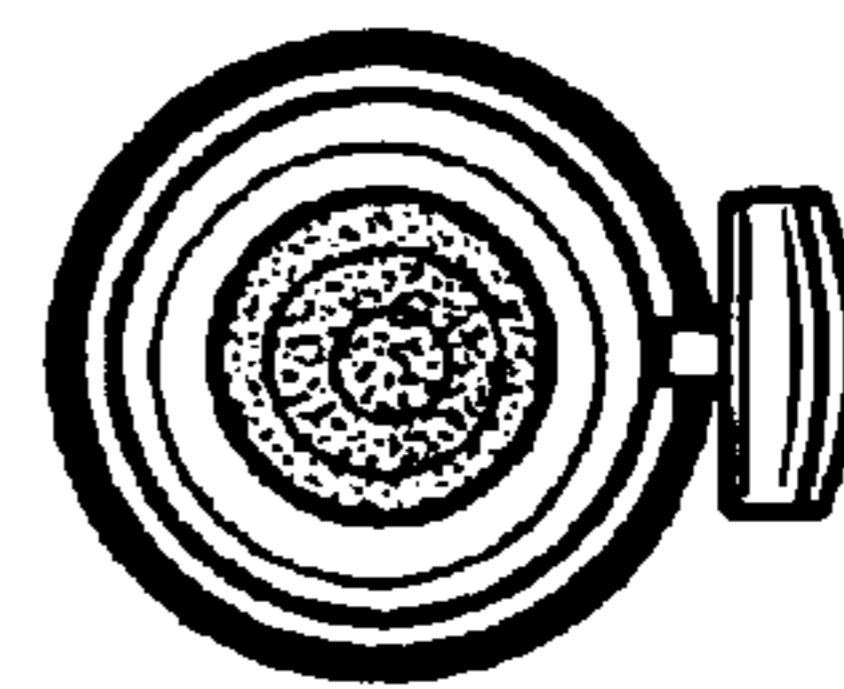


Fig. 5.

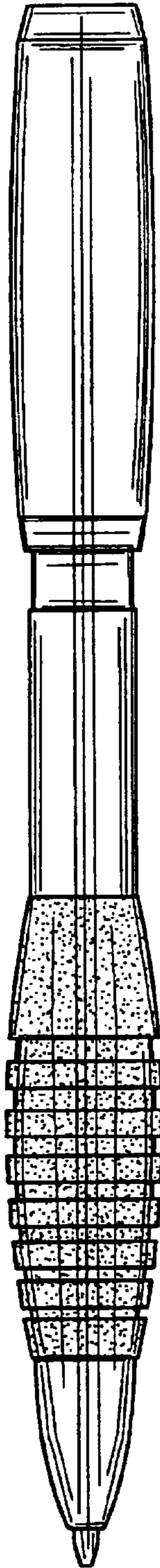


Fig. 6.

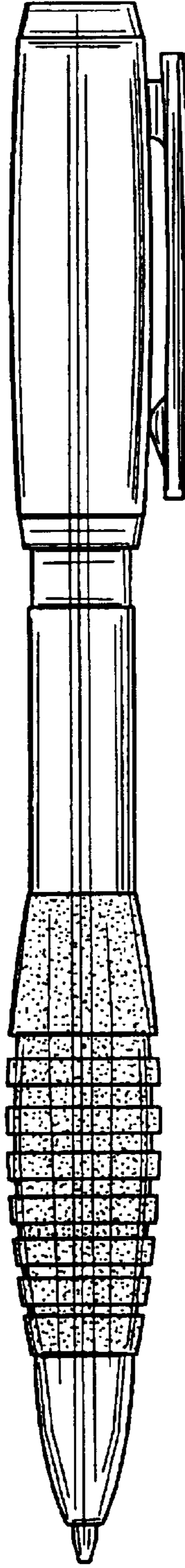


Fig. 7.

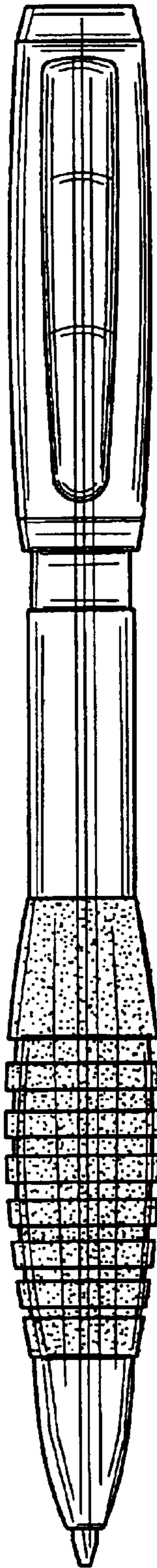


Fig. 8.

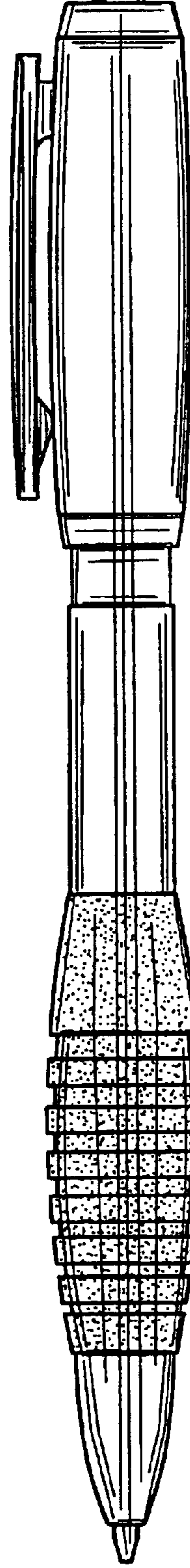


Fig. 9.