



US00D506502S

(12) **United States Design Patent**
Qiu

(10) **Patent No.:** **US D506,502 S**
(45) **Date of Patent:** **** Jun. 21, 2005**

(54) **PEN**
(75) **Inventor:** **Zhiming Qiu**, Ningbo (CN)
(73) **Assignee:** **Ningbo Beifa Group Co., Ltd.**, Ningbo (CN)

D436,996 S * 1/2001 Izushima D19/47
D453,187 S * 1/2002 Keda D19/48
D457,917 S * 5/2002 Traut et al. D19/51
D487,773 S * 3/2004 Keda D19/48
D494,219 S * 8/2004 Arita D19/51

(**) **Term:** **14 Years**

* cited by examiner

(21) **Appl. No.:** **29/216,175**

Primary Examiner—Martie K. Holtje
(74) *Attorney, Agent, or Firm*—Christensen O'Connor Johnson Kindness PLLC

(22) **Filed:** **Oct. 29, 2004**

(57) **CLAIM**

(30) **Foreign Application Priority Data**

The ornamental design for a pen, as shown and described.

May 10, 2004 (CN) 2004301501635

DESCRIPTION

(51) **LOC (8) Cl.** **19-06**
(52) **U.S. Cl.** **D19/48; D19/51; D19/56**
(58) **Field of Search** D19/35, 36, 41–51,
D19/53–58, 81–85; 401/6, 7, 88, 99–102,
103–106, 107–110, 111–117, 209; 24/10 R,
11 R, 11 P, 11 PP

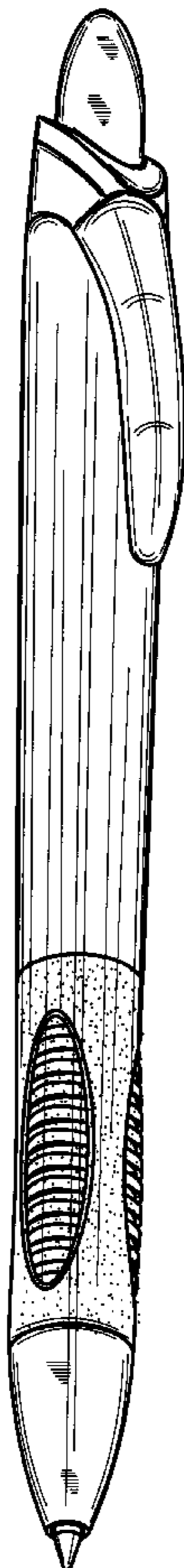
FIG. 1 is a rear right perspective view of a pen showing my new design;
FIG. 2 is a front left perspective view thereof;
FIG. 3 is a top plan view thereof;
FIG. 4 is a bottom plan view thereof;
FIG. 5 is a rear elevation view thereof;
FIG. 6 is a left side view thereof;
FIG. 7 is a front elevation view thereof; and,
FIG. 8 is a right side view thereof.

(56) **References Cited**

U.S. PATENT DOCUMENTS

D402,693 S * 12/1998 Sunaga D19/48
D410,030 S * 5/1999 Sunaga D19/48

1 Claim, 4 Drawing Sheets



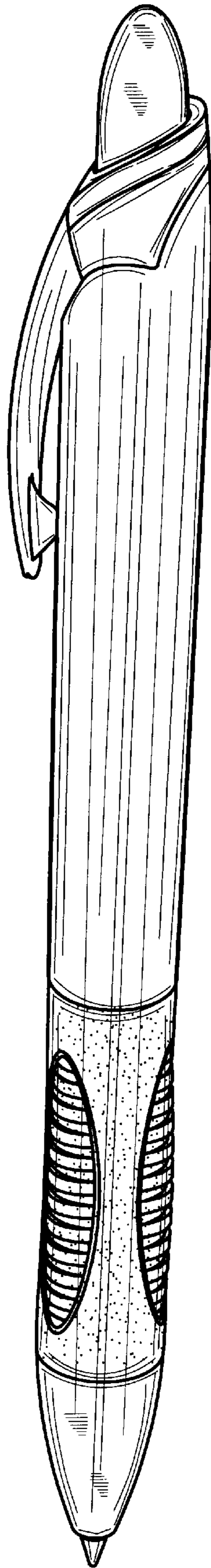


Fig. 1.

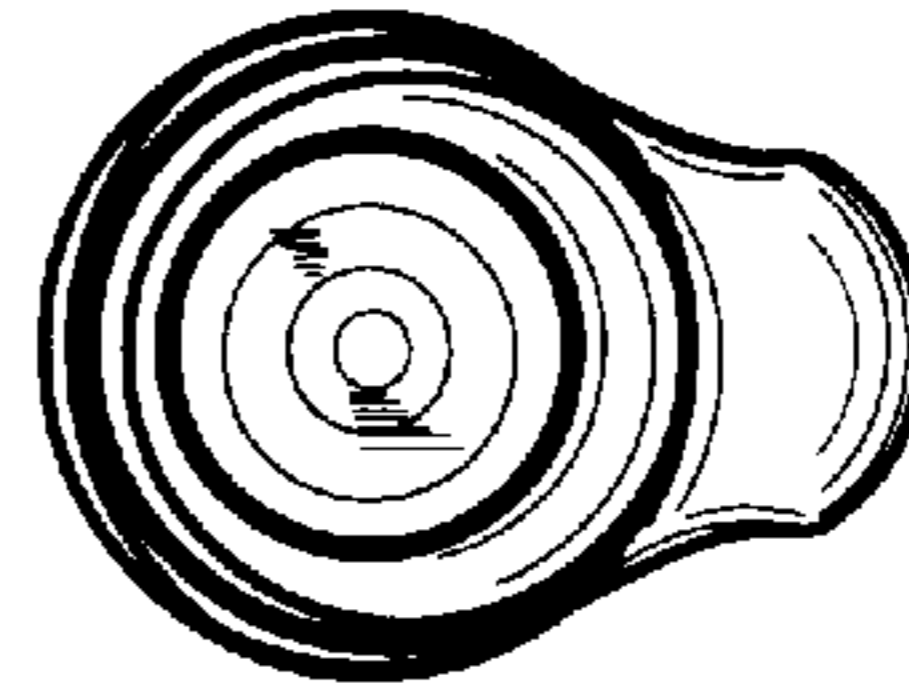
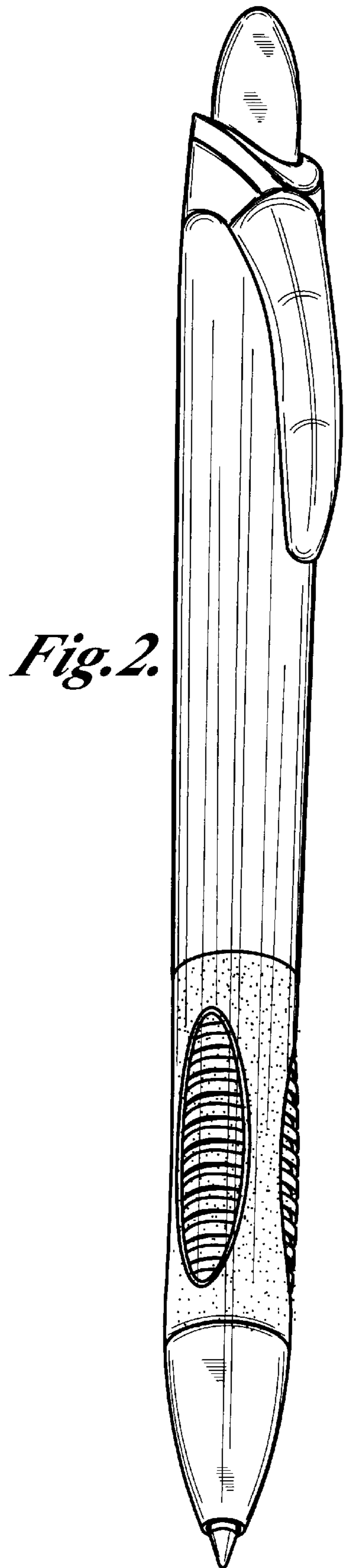


Fig. 3.

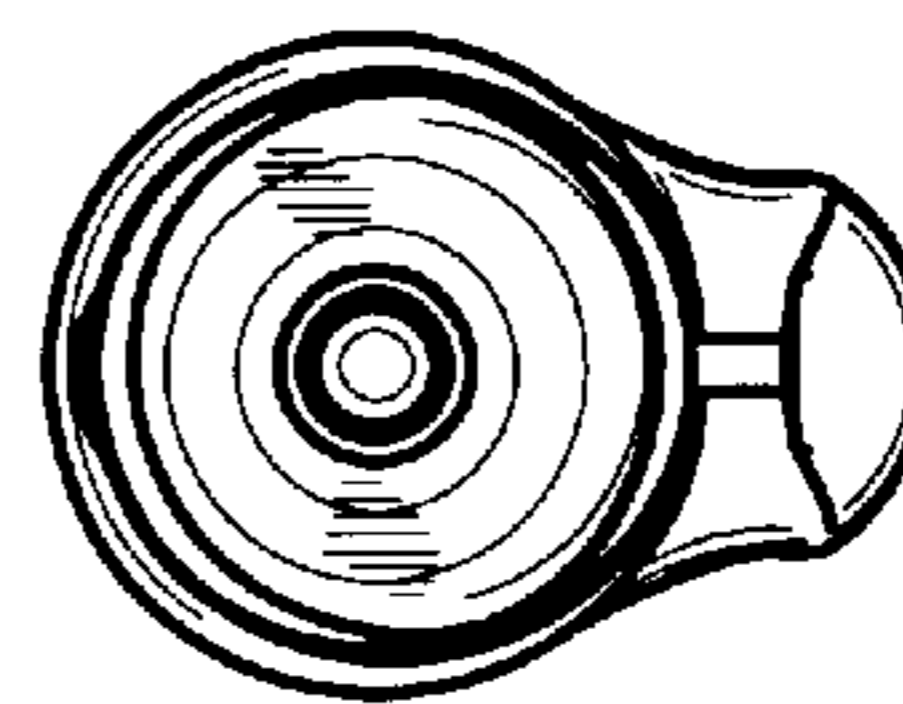


Fig. 4.

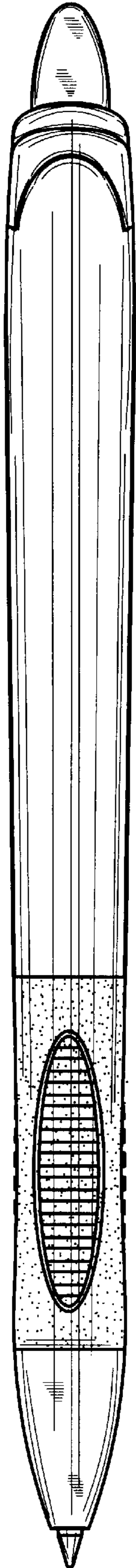


Fig. 5.

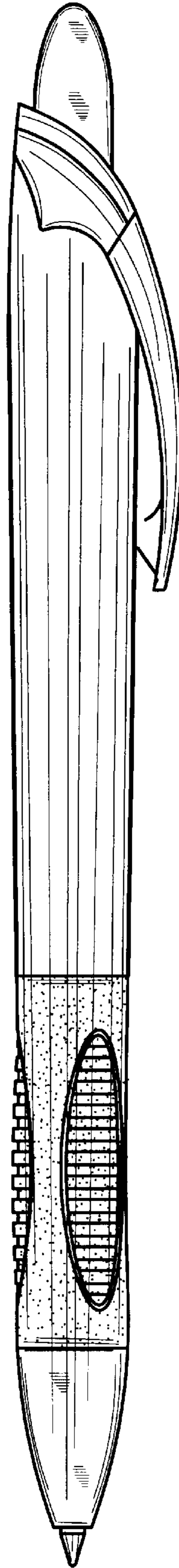


Fig. 6.

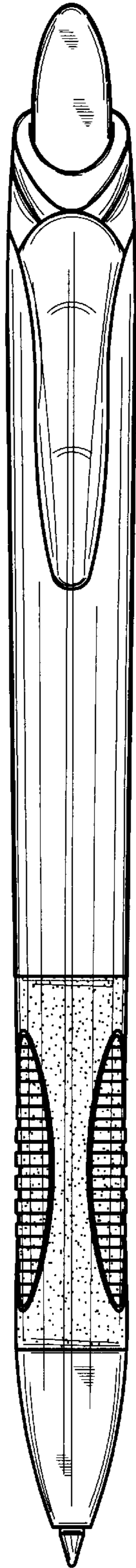


Fig. 7.



Fig. 8.