

US00D506500S

(12) **United States Design Patent**
Qiu

(10) **Patent No.:** **US D506,500 S**
(45) **Date of Patent:** **** Jun. 21, 2005**

- (54) **PEN**
- (75) **Inventor:** **Zhiming Qiu**, Ningbo (CN)
- (73) **Assignee:** **Ningbo Beifa Group Co., Ltd.**, Ningbo (CN)
- (**) **Term:** **14 Years**
- (21) **Appl. No.:** **29/216,135**
- (22) **Filed:** **Oct. 29, 2004**
- (30) **Foreign Application Priority Data**
May 19, 2004 (CN) 2004301502341
- (51) **LOC (8) Cl.** **19-06**
- (52) **U.S. Cl.** **D19/43; D19/55; D19/56; D19/48**
- (58) **Field of Search** D19/35, 36, 41-51, D19/53-58, 81-85; 401/6, 7, 88, 98, 196, 198, 202, 209, 213, 243-247, 261-262; 24/10 R, 11 R, 11 P, 11 PP

(56) **References Cited**

U.S. PATENT DOCUMENTS

- D416,940 S * 11/1999 Ito D19/48
- D426,573 S * 6/2000 Sekine et al. D19/48

- D442,635 S * 5/2001 Izushima D19/43
- D452,527 S * 12/2001 Maki et al. D19/43
- D463,489 S * 9/2002 Yoon D19/43

* cited by examiner

Primary Examiner—Martie K. Holtje
(74) *Attorney, Agent, or Firm*—Christensen O'Connor Johnson Kindness PLLC

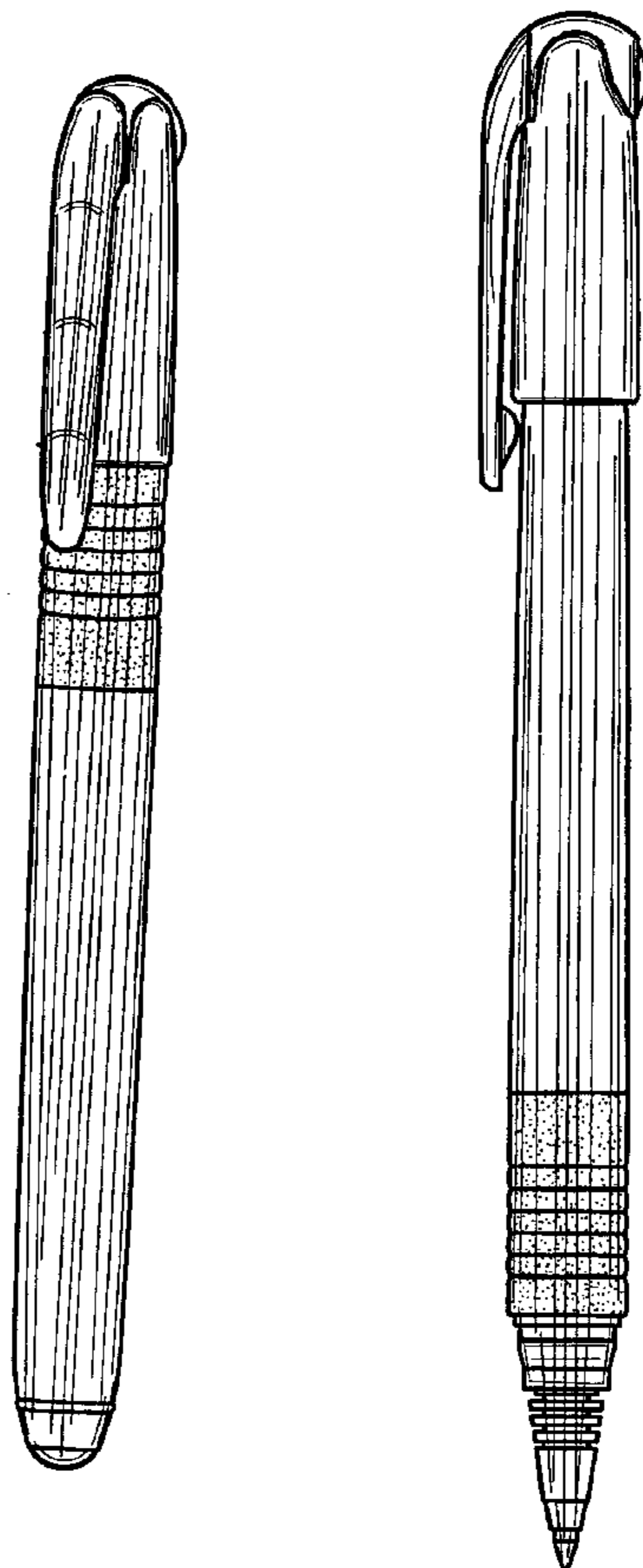
(57) **CLAIM**

The ornamental design for a pen, as shown and described.

DESCRIPTION

FIG. 1 is a front right perspective view of a pen showing my new design;
 FIG. 2 is a right side view of the pen shown in FIG. 1 with the cap removed and placed on the opposite end of the pen;
 FIG. 3 is a rear right perspective view of the pen shown in FIG. 1;
 FIG. 4 is a bottom plan view thereof;
 FIG. 5 is a top plan view thereof;
 FIG. 6 is a rear elevation view thereof;
 FIG. 7 is a left side view thereof;
 FIG. 8 is a front elevation view thereof; and,
 FIG. 9 is a right side view thereof.

1 Claim, 4 Drawing Sheets



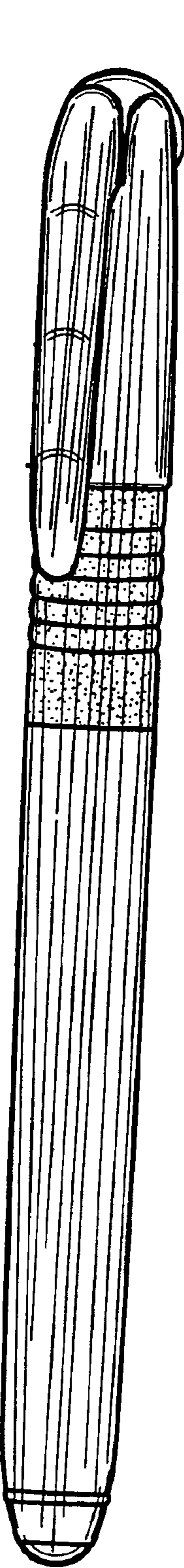


Fig. 1.

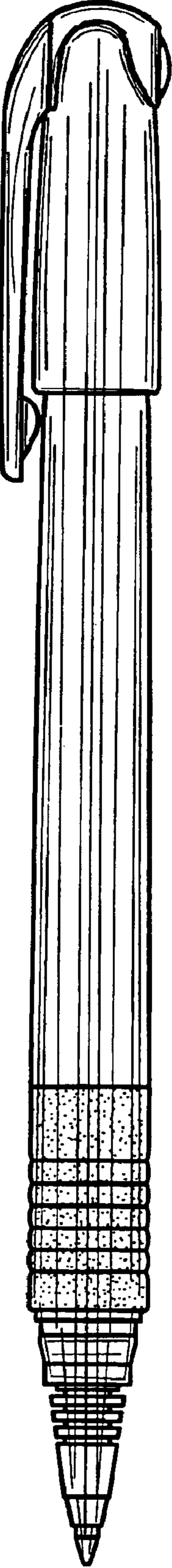


Fig. 2.

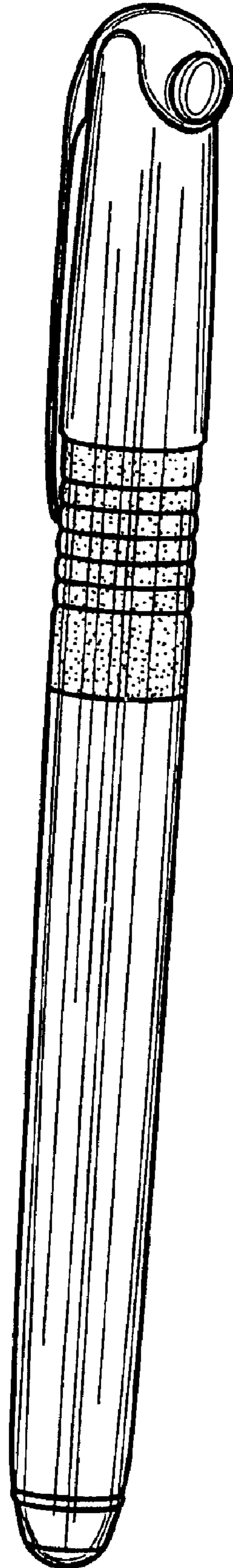


Fig. 3.

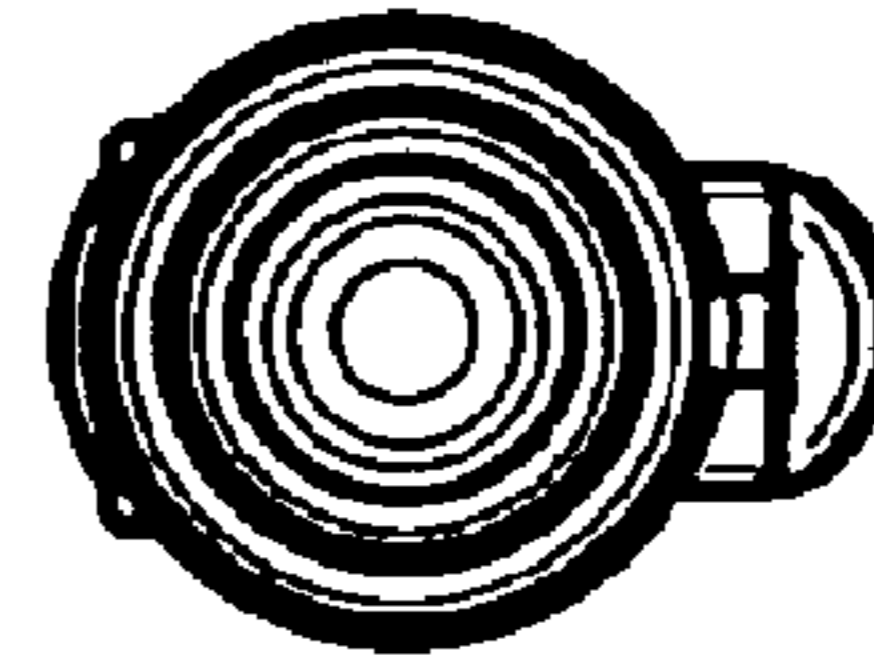


Fig. 4.

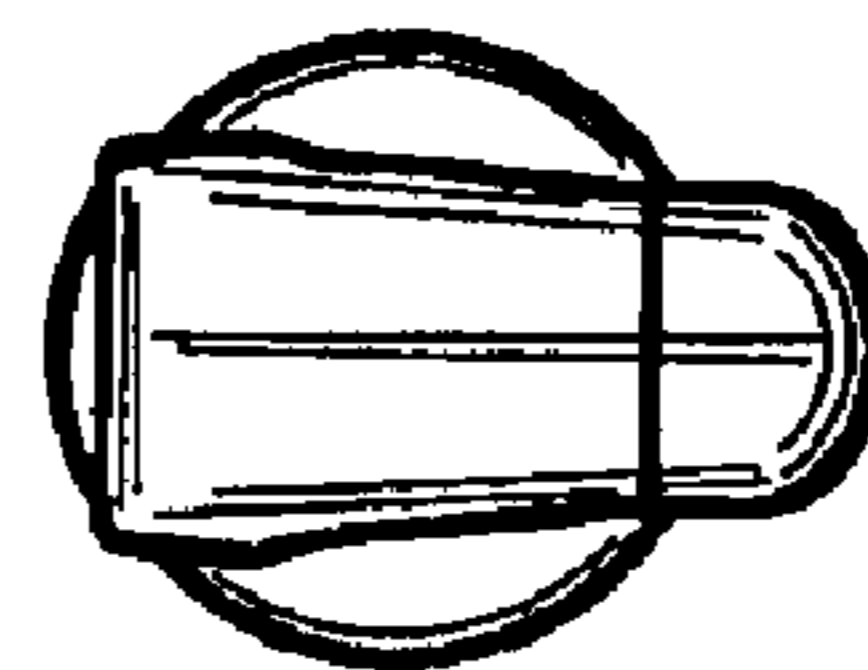


Fig. 5.




Fig. 6.




Fig. 7.



Fig. 8.




Fig. 9.