



US00D506485S

(12) **United States Design Patent**
Guzman et al.

(10) **Patent No.:** **US D506,485 S**
(45) **Date of Patent:** **** Jun. 21, 2005**

(54) **BARRIER MOVEMENT OPERATOR HOUSING**

D477,619 S * 7/2003 Coullahan et al. D15/148
D491,208 S * 6/2004 Coullahan et al. D15/148
D492,333 S * 6/2004 Guzman et al. D15/148

(75) Inventors: **Gerardo Guzman**, Chicago, IL (US);
Shawn O'Neill Barrett, Libertyville, IL (US);
Christian L. Castro, Chicago, IL (US);
Michael Aaron Cohen, Buffalo Grove, IL (US);
Robert J. Glenn, II, Chicago, IL (US)

* cited by examiner

Primary Examiner—Antoine D. Davis
(74) *Attorney, Agent, or Firm*—Fitch, Even, Tabin & Flannery

(73) Assignee: **The Chamberlain Group, Inc.**,
Elmhurst, IL (US)

(57) **CLAIM**

We claim the ornamental design for a barrier movement operator housing, as shown and described.

(**) Term: **14 Years**

DESCRIPTION

(21) Appl. No.: **29/195,835**

FIG. 1 is a perspective view of a barrier movement operator housing;

(22) Filed: **Dec. 17, 2003**

FIG. 2 is a front elevational view of the barrier movement operator housing of FIG. 1;

(51) **LOC (8) Cl.** **15-09**

(52) **U.S. Cl.** **D15/148**

FIG. 3 is a rear elevational view of the barrier movement operator housing of FIG. 1;

(58) **Field of Search** D15/148; 49/197-206;
160/188-201

FIG. 4 is a side elevational view of the barrier movement operator housing of FIG. 1, the opposite side elevational view being an identical image thereof; and,

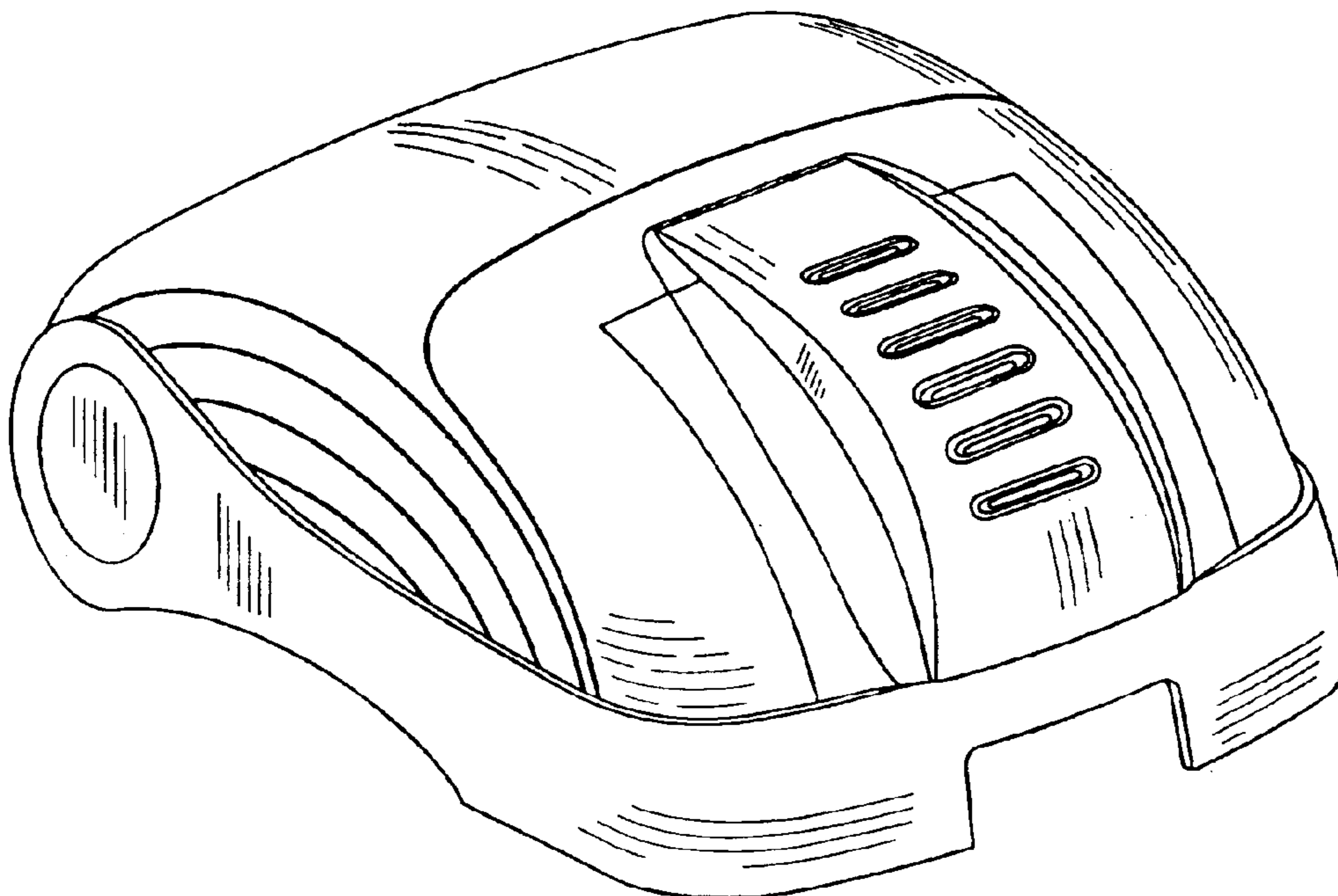
FIG. 5 is a bottom plan view of the barrier movement operator housing of FIG. 1.

(56) **References Cited**

U.S. PATENT DOCUMENTS

D404,746 S * 1/1999 Hormann D15/148
D468,756 S * 1/2003 Coullahan et al. D15/148

1 Claim, 3 Drawing Sheets



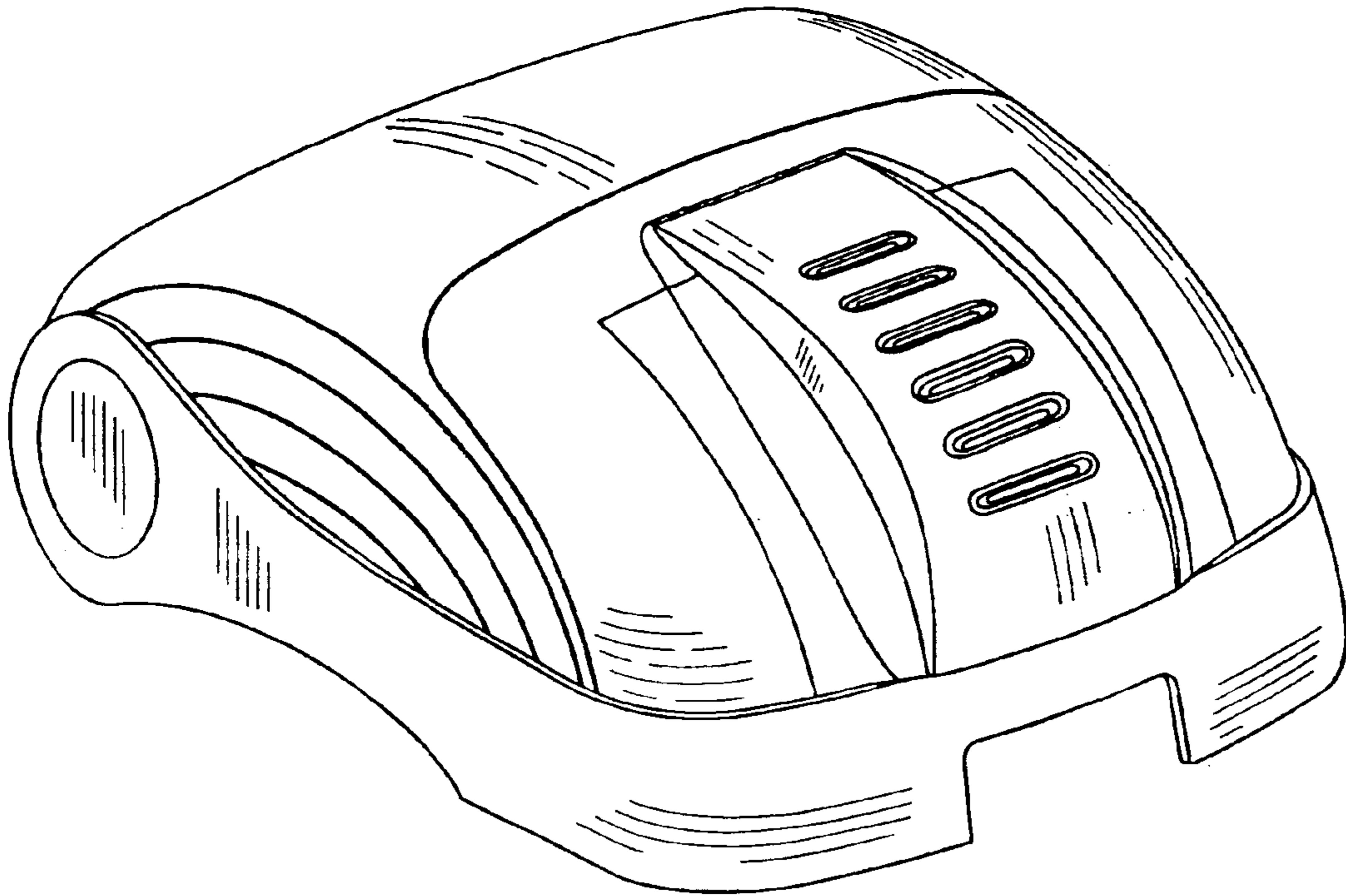


FIG. 1

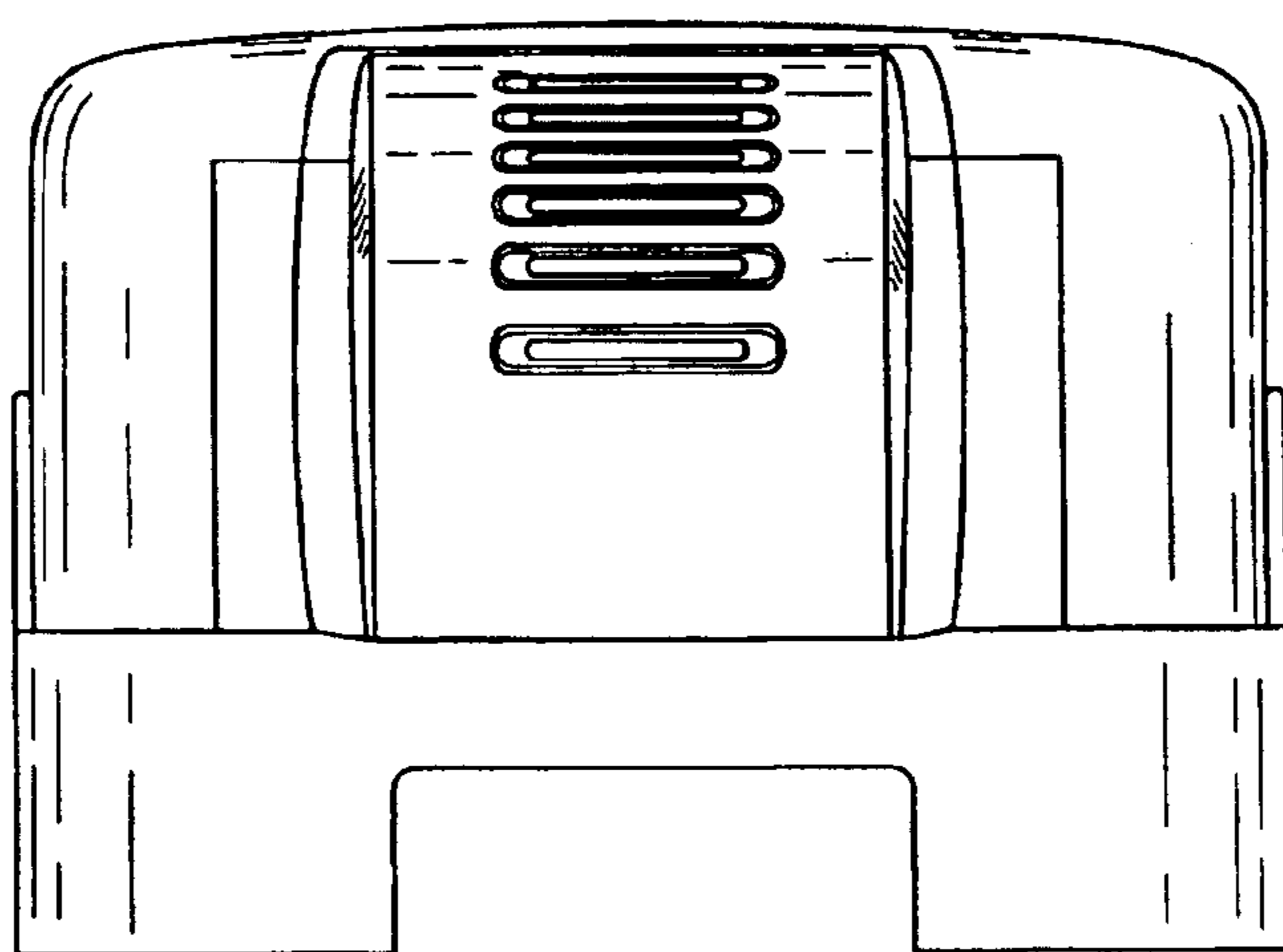


FIG. 2




FIG. 3




FIG. 4

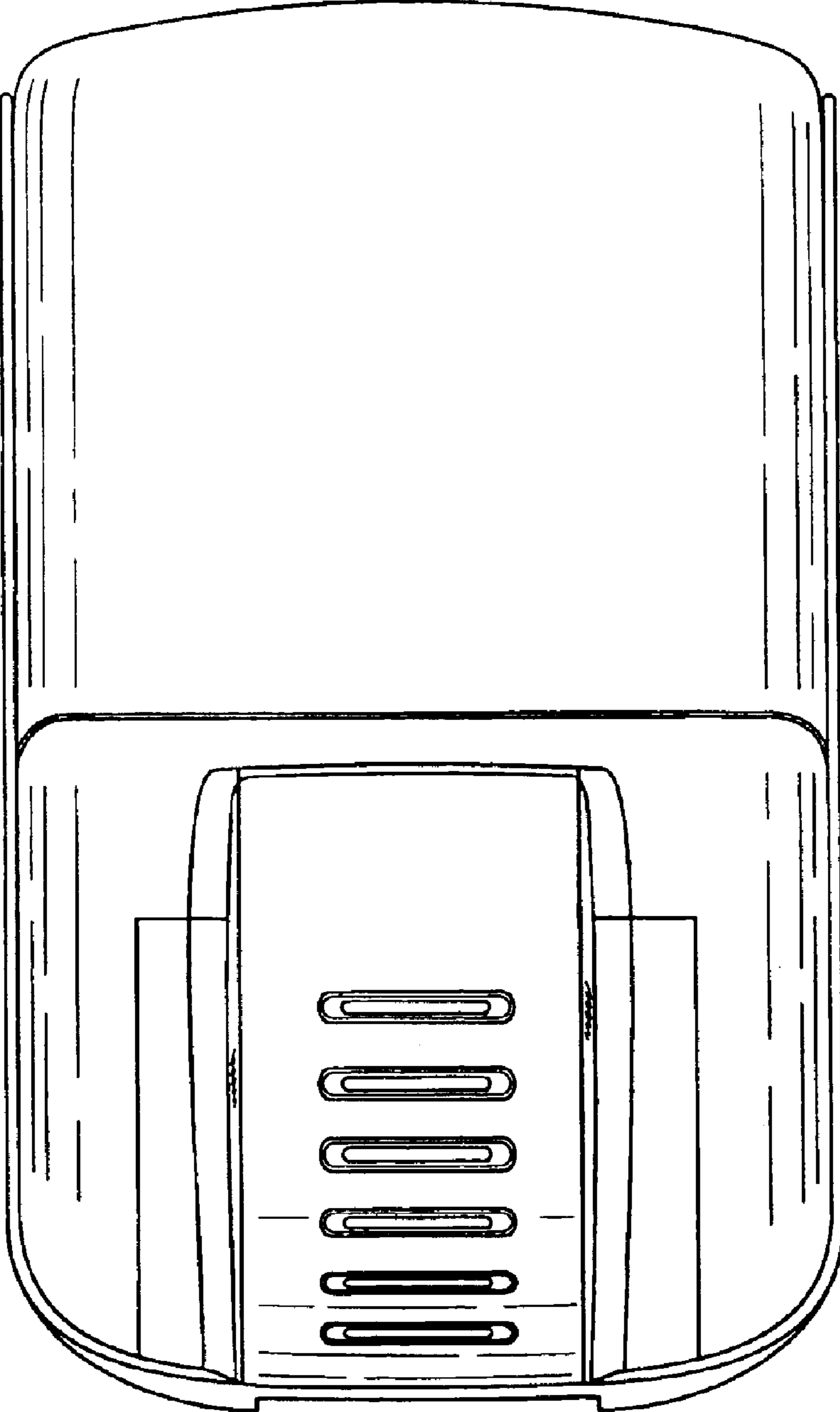


FIG. 5