

US00D506462S

(12) **United States Design Patent**
Han et al.

(10) **Patent No.:** **US D506,462 S**
(45) **Date of Patent:** **** Jun. 21, 2005**

(54) **WIRELESS HEADSET**
(75) Inventors: **Beom-Ku Han**, Seoul (KR);
Jong-Seong Lee, Seoul (KR)
(73) Assignee: **Samsung Electronics Co., Ltd.**,
Kyungki-Do (KR)
(**) Term: **14 Years**

6,101,260 A * 8/2000 Jensen et al. 381/381
D460,749 S * 7/2002 Liu D14/206
D469,081 S * 1/2003 Perszyk et al. D14/205
D479,226 S * 9/2003 Beauregard, Jr. D14/223
D490,398 S * 5/2004 Gwee D14/205

* cited by examiner

Primary Examiner—Paula A. Greene
(74) *Attorney, Agent, or Firm*—Leydig, Voit & Mayer, Ltd.

(21) Appl. No.: **29/208,198**
(22) Filed: **Apr. 30, 2004**

(57) **CLAIM**

We claim the ornamental design for a wireless headset, as shown and described.

(30) **Foreign Application Priority Data**

Nov. 13, 2003 (KR) 30-2003-0032191

(51) **LOC (8) Cl.** **14-01**

(52) **U.S. Cl.** **D14/205**

(58) **Field of Search** D14/192, 205,
D14/206, 223; D24/173, 174; 379/430,
433, 446; 381/187, 374, 376, 377, 379,
378, 381, 385, 370, 330; 181/128, 129,
130; 455/351

DESCRIPTION

FIG. 1 is a perspective view of a wireless headset according to our new design;
FIG. 2 is a front view thereof;
FIG. 3 is a rear view thereof;
FIG. 4 is a left side view thereof;
FIG. 5 is a right side view thereof;
FIG. 6 is a top view thereof;
FIG. 7 is a bottom view thereof; and,
FIG. 8 is a front view thereof, when in use.
The broken lines in FIG. 8 is for illustrative purposes only and forms no part of the claimed design.

(56) **References Cited**

U.S. PATENT DOCUMENTS

2,474,135 A * 6/1949 White 381/381

1 Claim, 5 Drawing Sheets




FIG. 1




FIG. 2




FIG. 3

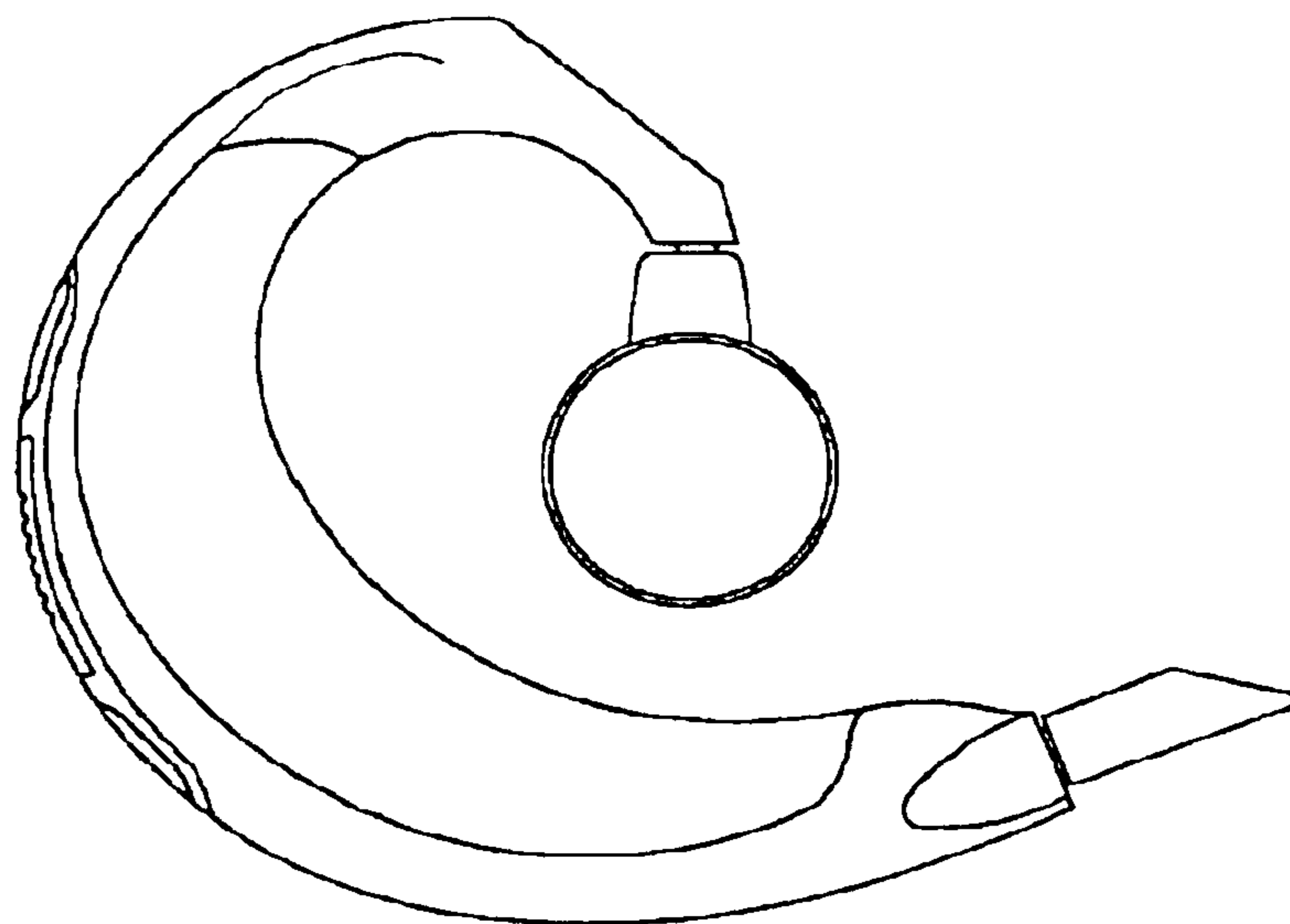


FIG. 4




FIG. 5

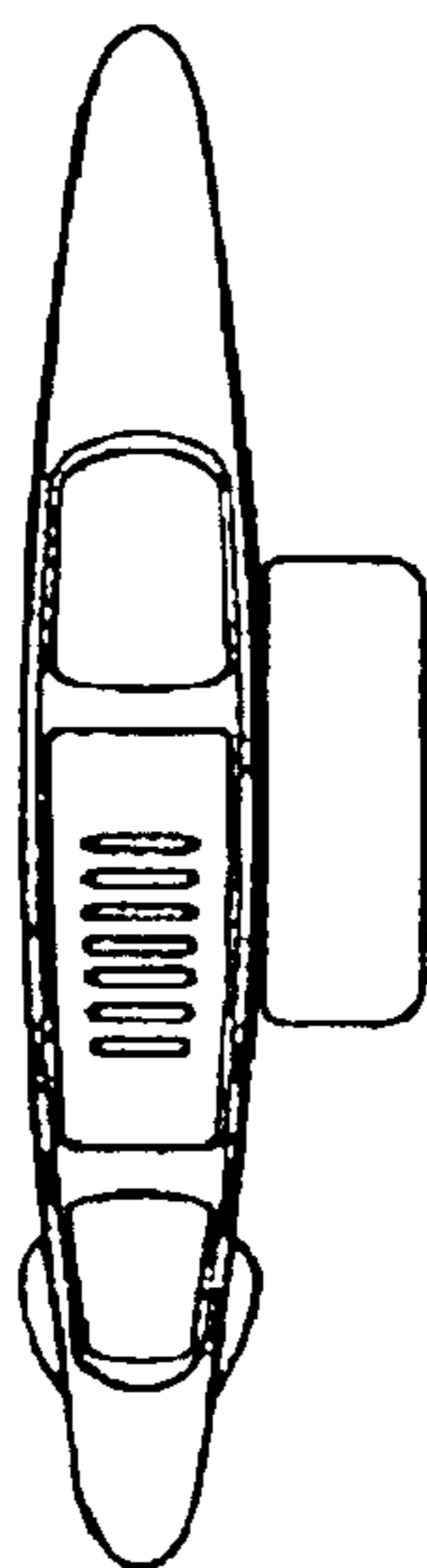


FIG. 6

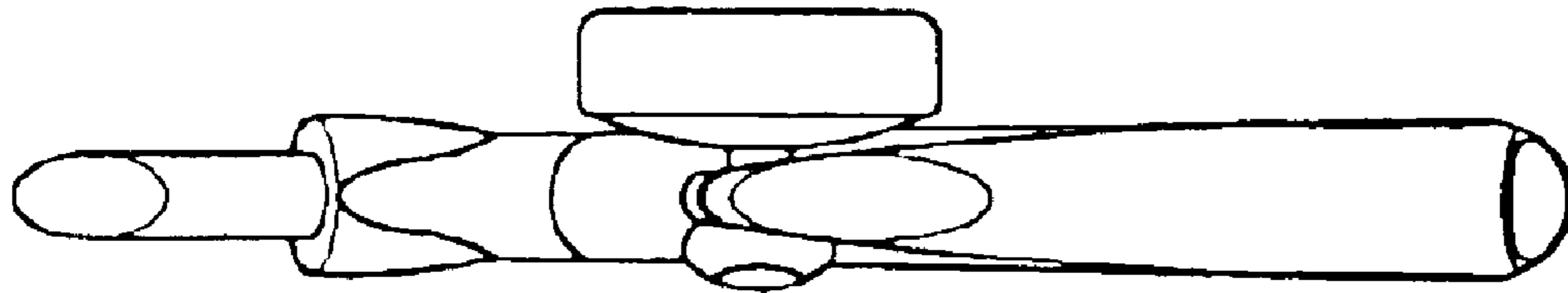


FIG. 7



FIG. 8

