

US00D506453S

(12) **United States Design Patent**
Choi et al.

(10) **Patent No.:** **US D506,453 S**

(45) **Date of Patent:** **** Jun. 21, 2005**

(54) **CELLULAR PHONE**

(75) **Inventors:** **Hyok-Su Choi**, Anyang-si (KR);
Chang-Hwan Hwang, Goyang-si (KR);
Nam-Mi Kim, Seoul (KR)

(73) **Assignee:** **Samsung Electronics Co., Ltd.** (KR)

(**) **Term:** **14 Years**

(21) **Appl. No.:** **29/206,093**

(22) **Filed:** **May 26, 2004**

(30) **Foreign Application Priority Data**

Dec. 5, 2003 (KR) 30-2003-0034807

(51) **LOC (8) Cl.** **14-03**

(52) **U.S. Cl.** **D14/138**

(58) **Field of Search** D14/137, 138,
D14/147-148, 247-248, 144, 341-347;
379/433.01-433.13, 434; 455/550.1-90.3,
575.3, 566, 575.1; D21/517

(56) **References Cited**

U.S. PATENT DOCUMENTS

D447,741 S	*	9/2001	Lee et al.	D14/138
D465,466 S	*	11/2002	Hyun	D14/138
D475,689 S	*	6/2003	Shimazu et al.	D14/138
D477,295 S	*	7/2003	Chung	D14/138
D484,862 S	*	1/2004	Yang	D14/138
D486,809 S	*	2/2004	Hwang	D14/138
D489,697 S	*	5/2004	Lee et al.	D14/138
D490,792 S	*	6/2004	Lee	D14/138
D491,158 S	*	6/2004	Mou et al.	D14/138
D491,908 S	*	6/2004	Son	D14/138
D493,438 S	*	7/2004	Cho	D14/138

D494,945 S	*	8/2004	Jang	D14/138
D495,672 S	*	9/2004	Jeon et al.	D14/138
D496,019 S	*	9/2004	Okada et al.	D14/138
D497,604 S	*	10/2004	Lee	D14/138
D498,220 S	*	11/2004	Park	D14/138
D498,223 S	*	11/2004	Ho et al.	D14/138
2002/0142810 A1	*	10/2002	Kawasaki et al.	455/566
2004/0077385 A1	*	4/2004	Makino et al.	455/575.1
2004/0185923 A1	*	9/2004	Park et al.	455/575.1
2004/0185925 A1	*	9/2004	Kim	455/575.3
2004/0214619 A1	*	10/2004	Chiang	455/575.3

FOREIGN PATENT DOCUMENTS

JP d1185425 * 9/2003

* cited by examiner

Primary Examiner—Jeffrey Asch

(74) *Attorney, Agent, or Firm*—Cantor Colburn LLP

(57) **CLAIM**

We claim the ornamental design for a cellular phone, as shown and described.

DESCRIPTION

FIG. 1 is a top and front perspective view of a cellular phone, showing our new design;
FIG. 2 is a front elevational view thereof;
FIG. 3 is a rear elevational view thereof;
FIG. 4 is a left side elevational view thereof;
FIG. 5 is a right side elevational view thereof;
FIG. 6 is a top elevational view thereof;
FIG. 7 is a bottom elevational view thereof; and,
FIG. 8 is a front perspective view thereof, the cellular phone being in an alternate position.

1 Claim, 3 Drawing Sheets

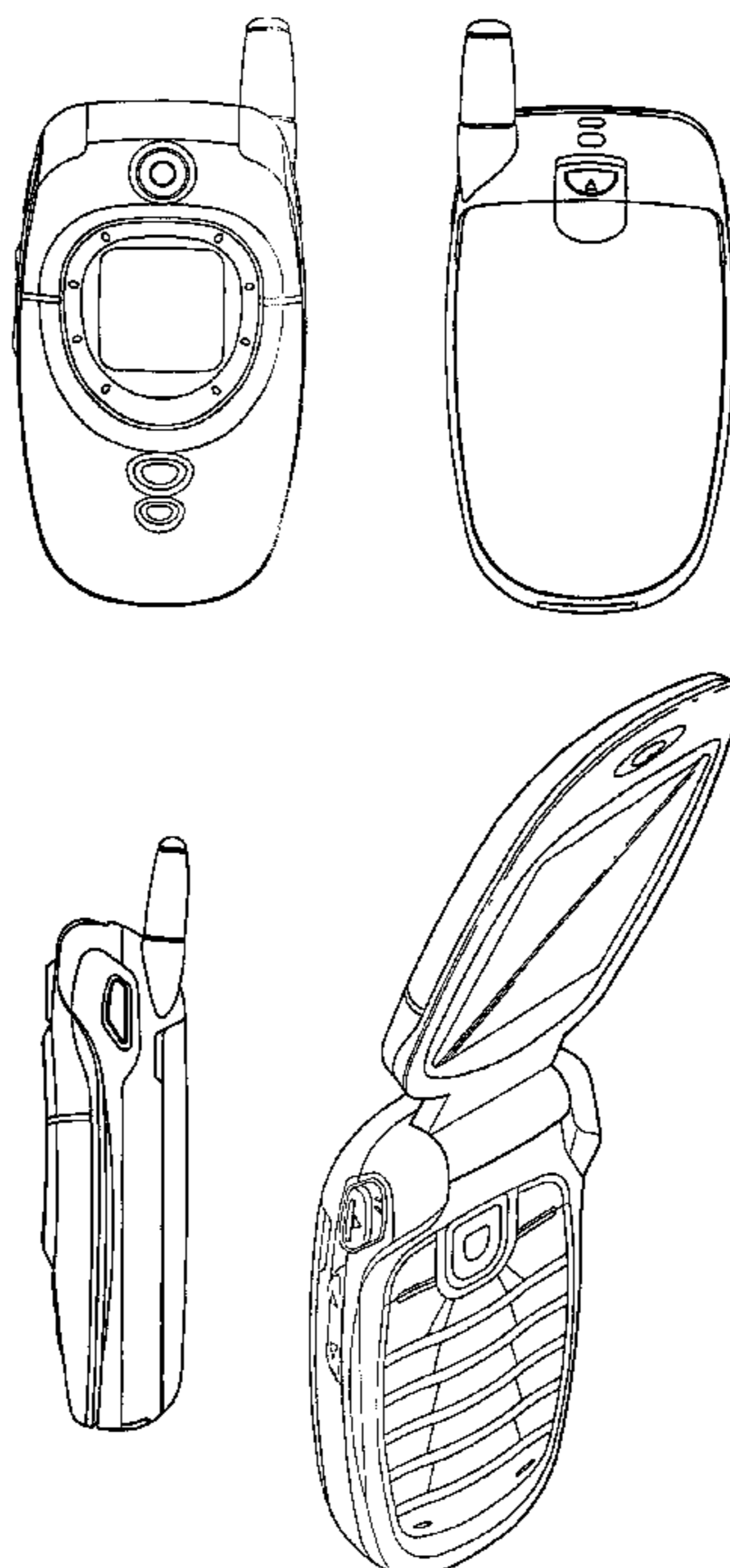


FIG. 1

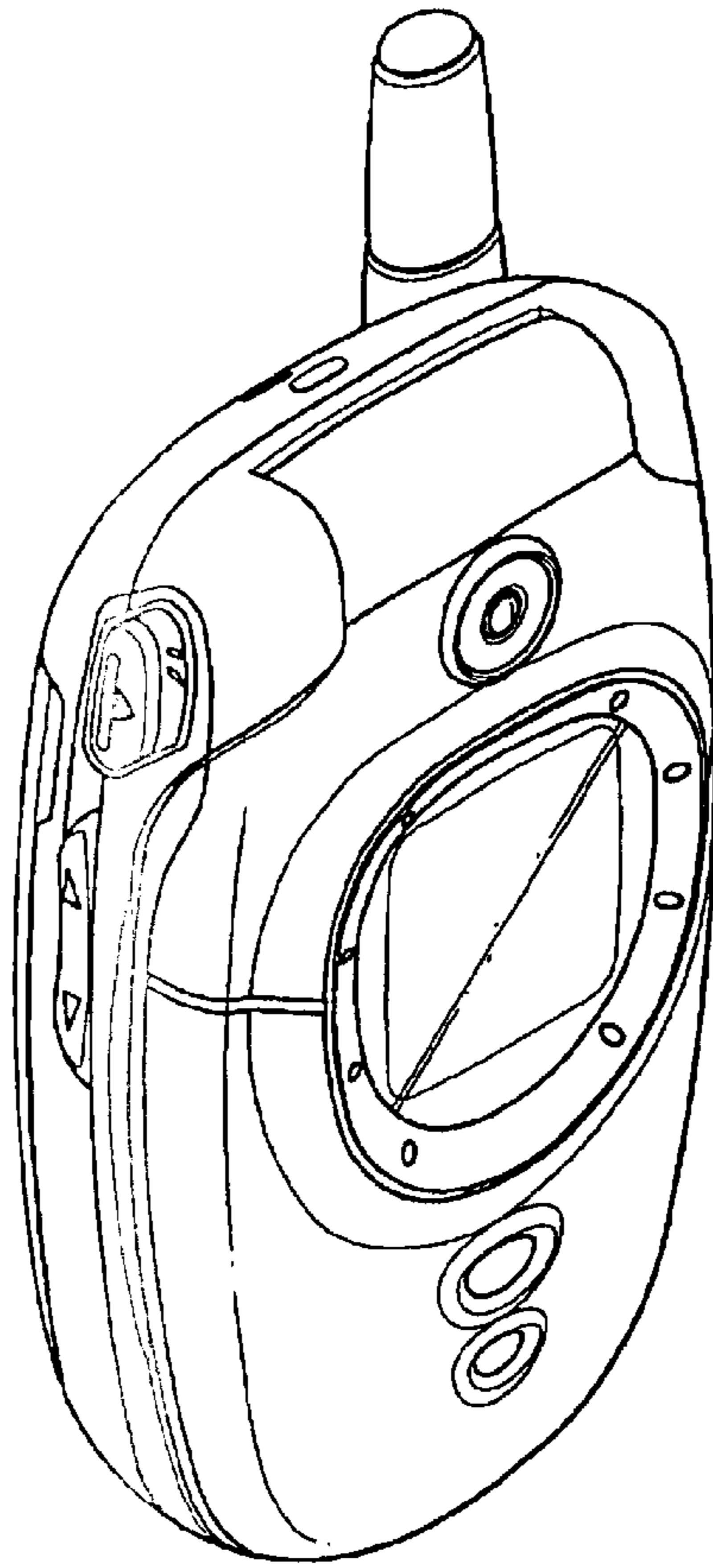


FIG. 2

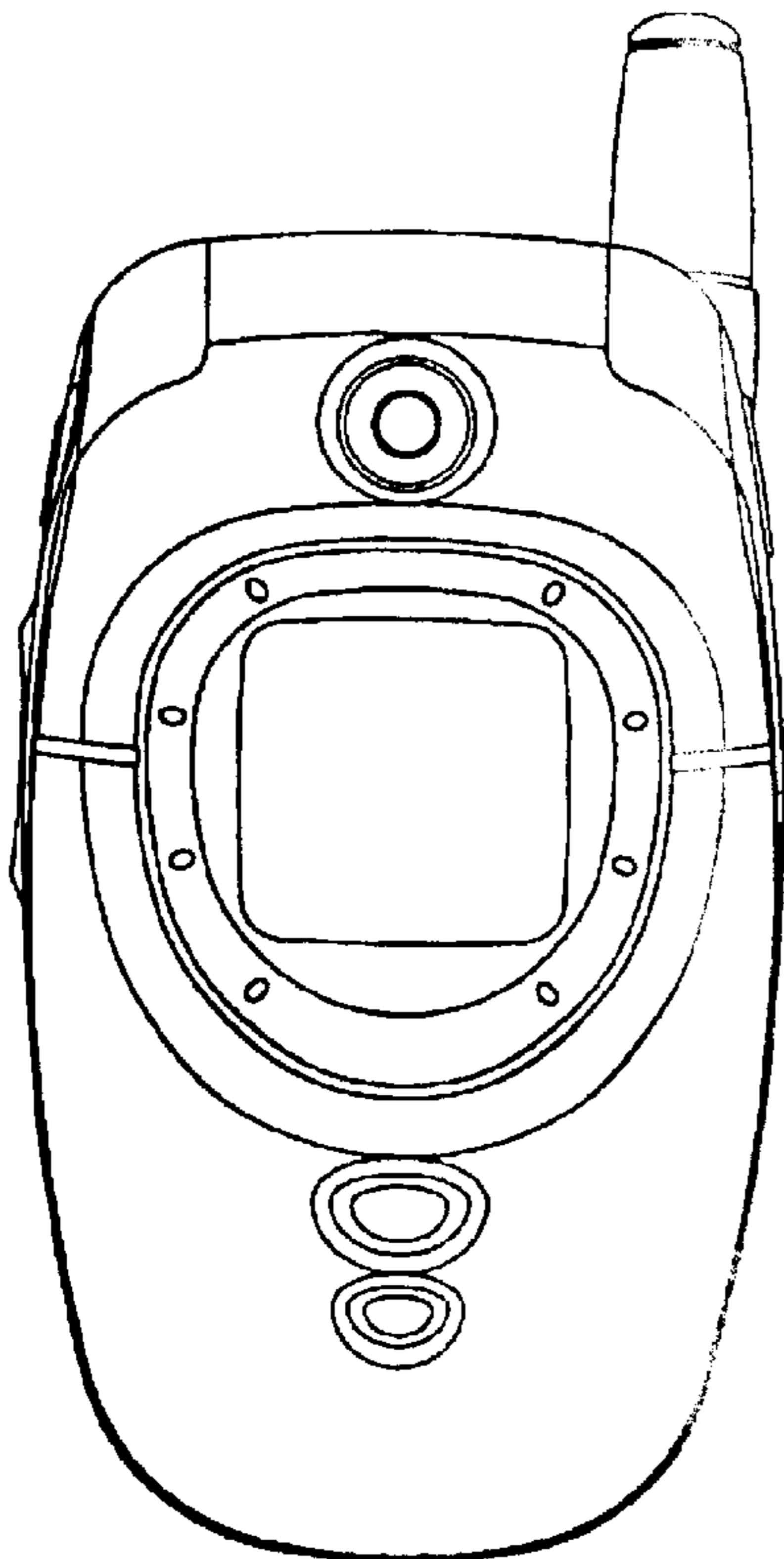


FIG. 3

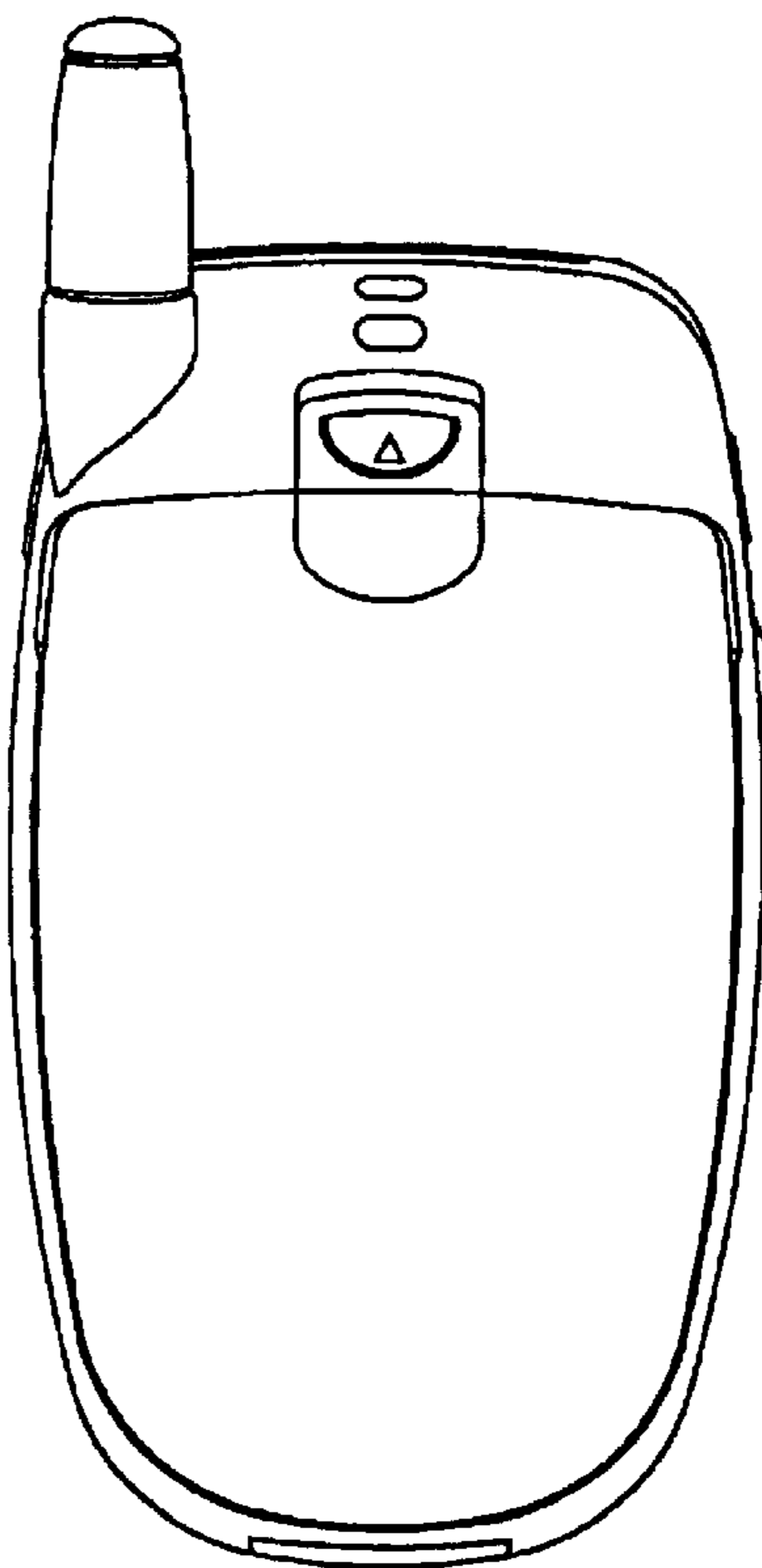


FIG.4




FIG.5



FIG.6




FIG.7

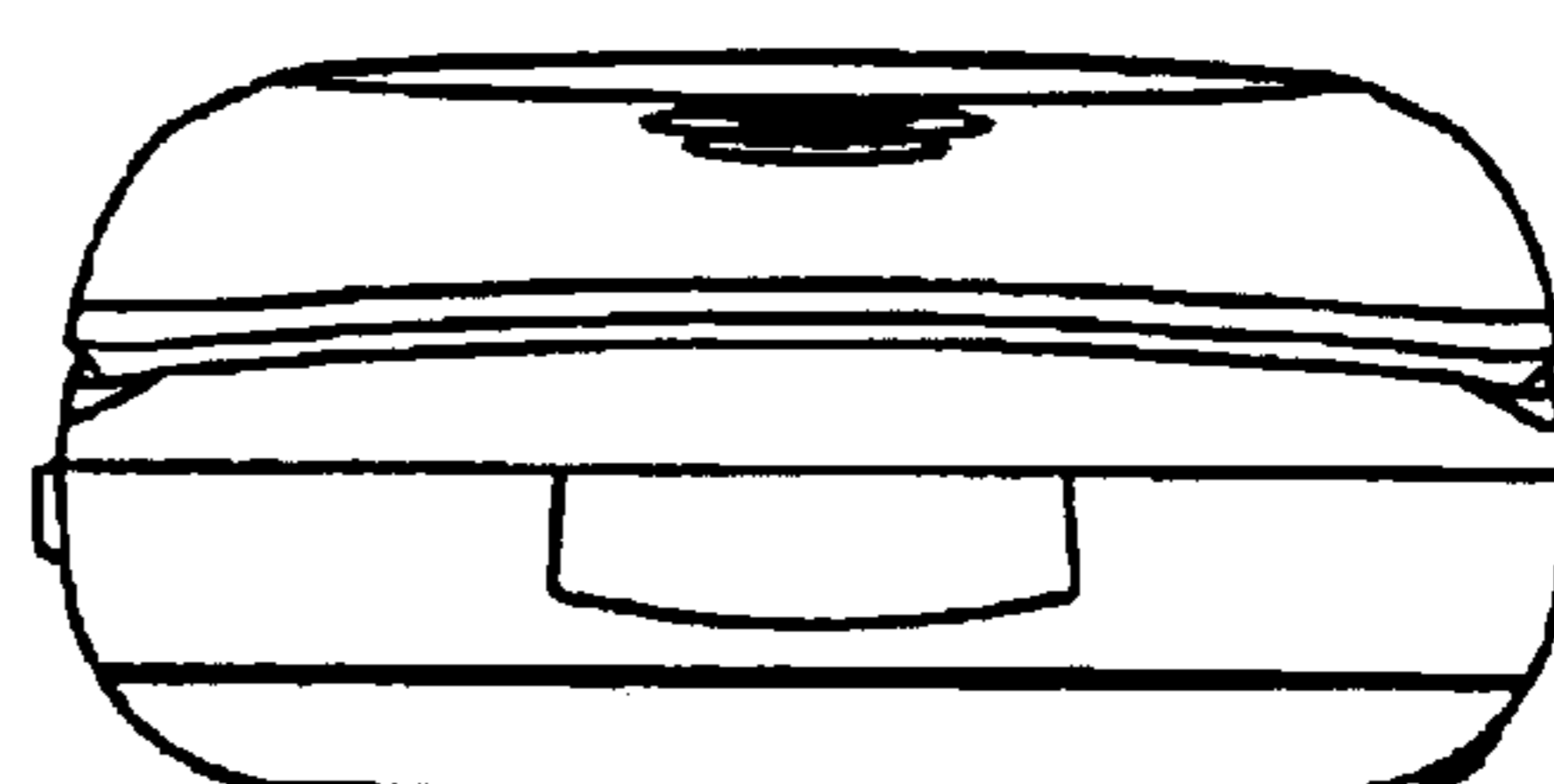


FIG. 8

