

US00D506452S

(12) **United States Design Patent**
Lim

(10) **Patent No.:** **US D506,452 S**
(45) **Date of Patent:** **** Jun. 21, 2005**

(54) **CELLULAR PHONE**

(75) **Inventor:** **Seong Jae Lim, Seoul (KR)**

(73) **Assignee:** **LG Electronics Inc., Seoul (KR)**

(**) **Term:** **14 Years**

(21) **Appl. No.:** **29/197,908**

(22) **Filed:** **Jan. 23, 2004**

(30) **Foreign Application Priority Data**

Jul. 26, 2003 (KR) 30-2003-0021229

(51) **LOC (8) Cl.** **14-03**

(52) **U.S. Cl.** **D14/138**

(58) **Field of Search** D14/137, 138,
D14/147-148, 247-248, 144, 341-347;
379/433.01-433.13, 434; 455/550.1-90.3,
575.3, 566, 575.1; D21/517

(56) **References Cited**

U.S. PATENT DOCUMENTS

D393,856 S	*	4/1998	Lee et al.	D14/138
D443,866 S	*	6/2001	Arbisi et al.	D14/138
D484,863 S	*	1/2004	Chan	D14/138
D485,818 S	*	1/2004	Yabe et al.	D14/138
D486,461 S	*	2/2004	Seo et al.	D14/138
D486,462 S	*	2/2004	Lim	D14/138
D487,443 S	*	3/2004	Yoon	D14/138
D487,444 S	*	3/2004	Yoon	D14/138
D488,788 S	*	4/2004	Chan	D14/138
D489,699 S	*	5/2004	Hwang et al.	D14/138
D490,792 S	*	6/2004	Lee	D14/138

D495,672 S	*	9/2004	Jeon et al.	D14/138
D496,021 S	*	9/2004	Jang	D14/138
D497,894 S	*	11/2004	Kim	D14/138
D498,473 S	*	11/2004	Sheu	D14/247
D498,734 S	*	11/2004	Joung	D14/138
2002/0006809 A1	*	1/2002	Kubo et al.	455/550
2002/0051060 A1	*	5/2002	Wada	348/207
2003/0060226 A1	*	3/2003	Abood et al.	455/550
2003/0064758 A1	*	4/2003	Mizuta et al.	455/566
2004/0097258 A1	*	5/2004	Lee et al.	455/550.1
2004/0162036 A1	*	8/2004	Park	455/90.3
2004/0192400 A1	*	9/2004	Chwa	455/566
2004/0203535 A1	*	10/2004	Kim et al.	455/90.3

* cited by examiner

Primary Examiner—Jeffrey Asch

(74) *Attorney, Agent, or Firm*—Birch, Stewart, Kolasch & Birch, LLP

(57) **CLAIM**

The ornamental design for cellular phone, as shown and described.

DESCRIPTION

FIG. 1 is a perspective view of cellular phone showing the new design;
FIG. 2 is a front view thereof;
FIG. 3 is a rear view thereof;
FIG. 4 is a left-side view thereof;
FIG. 5 is a right-side view thereof;
FIG. 6 is a top plan view thereof;
FIG. 7 is a bottom plan view thereof; and,
FIG. 8 is a reference view 1 thereof.

1 Claim, 5 Drawing Sheets

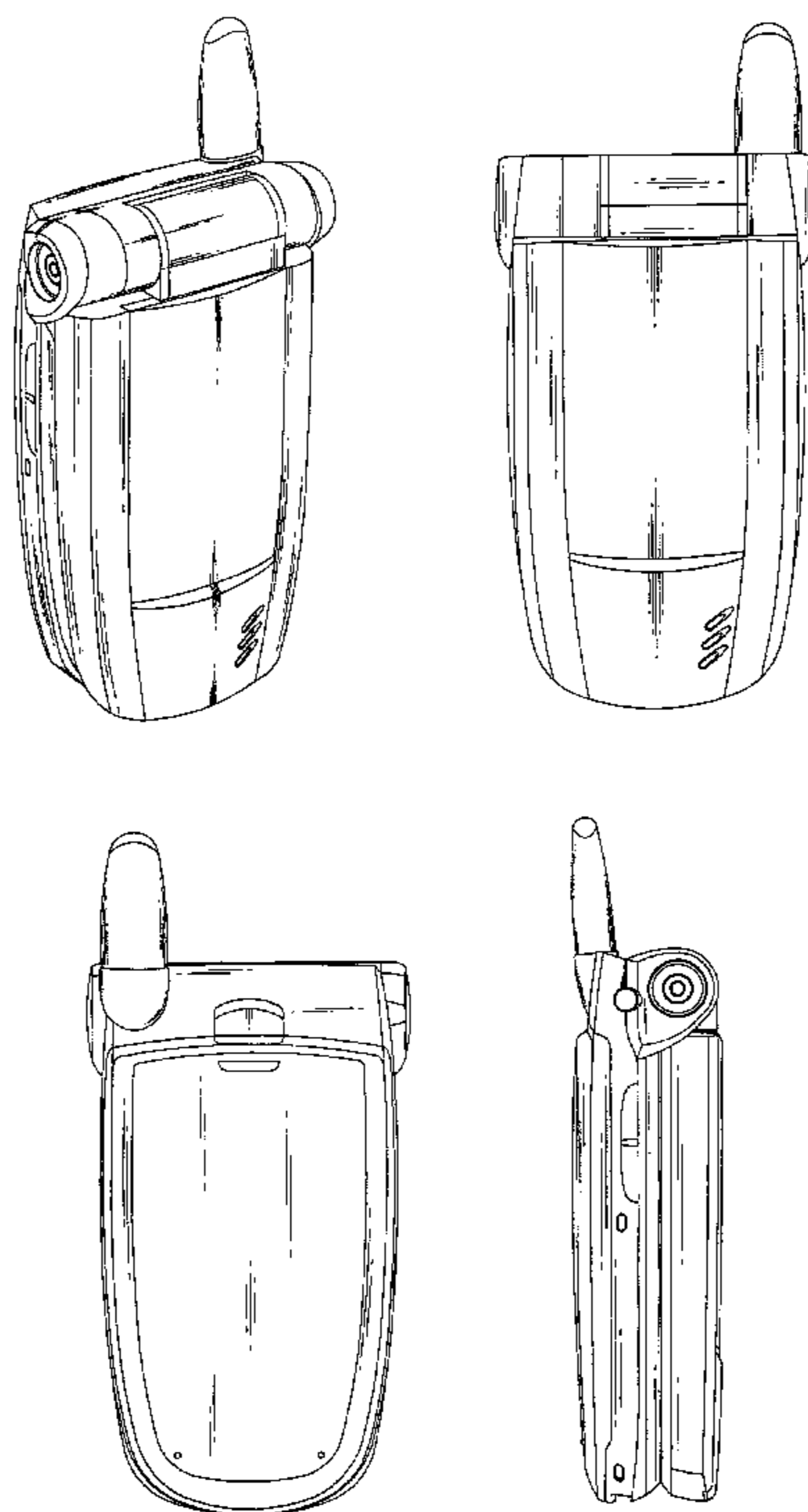


FIG. 1

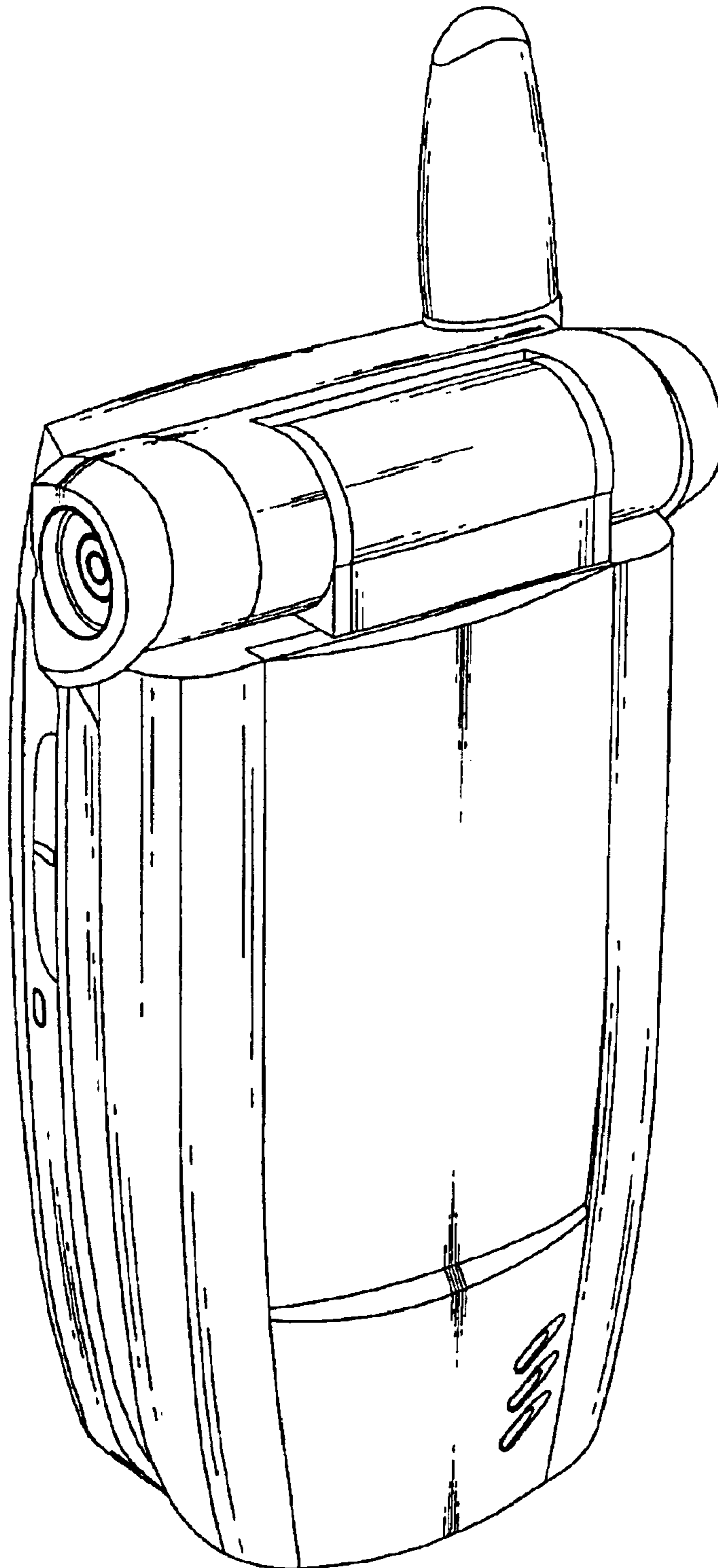


FIG. 2

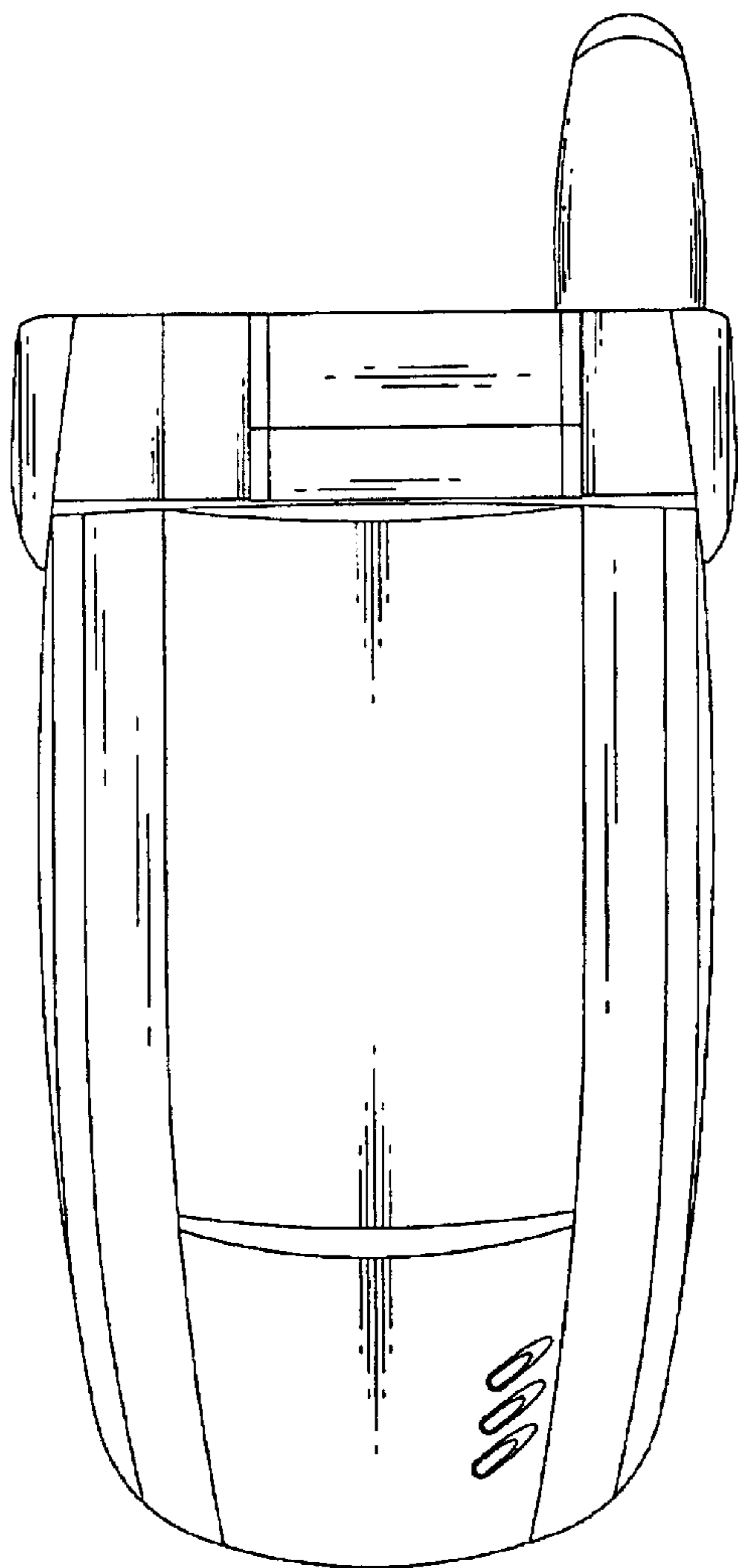


FIG. 3

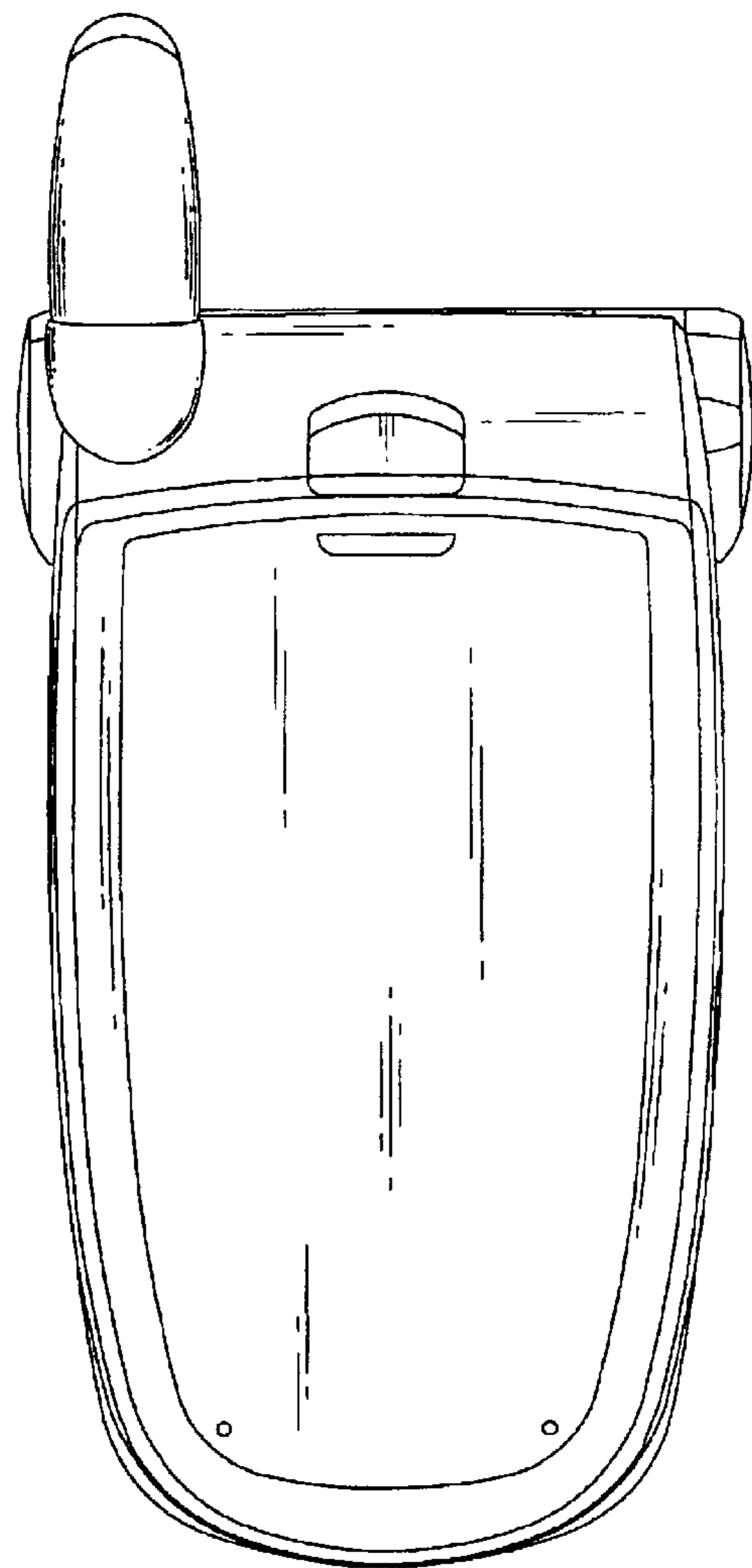


FIG. 4

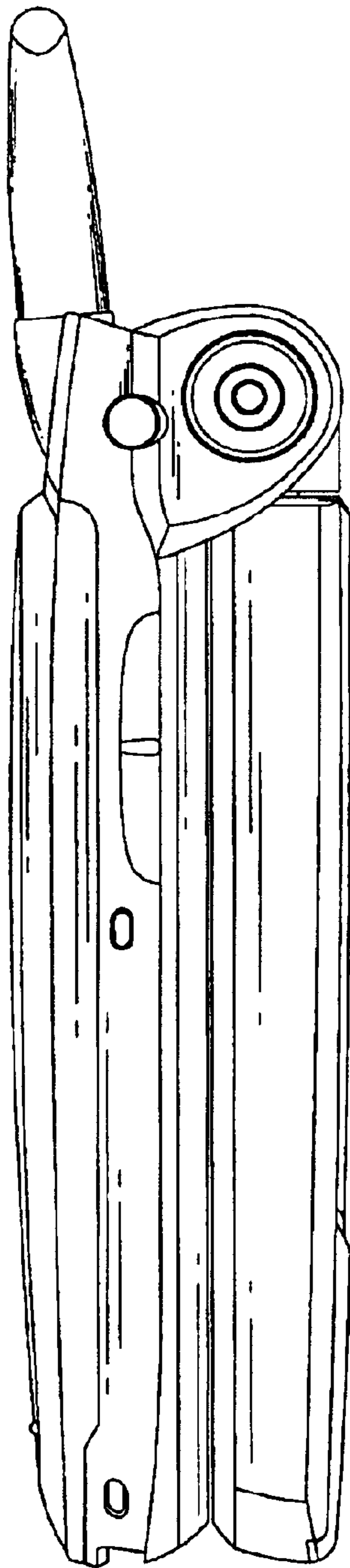


FIG. 5

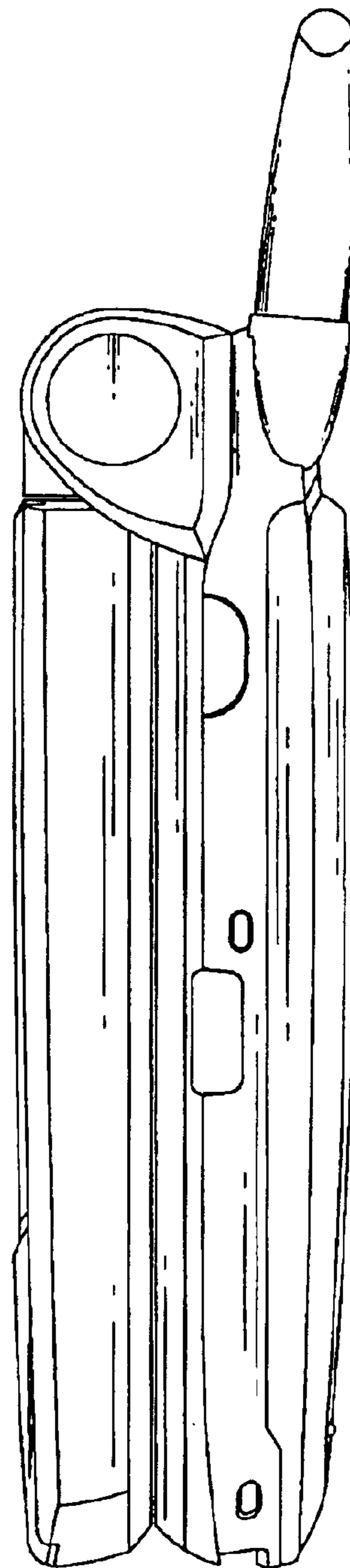


FIG. 6




FIG. 7

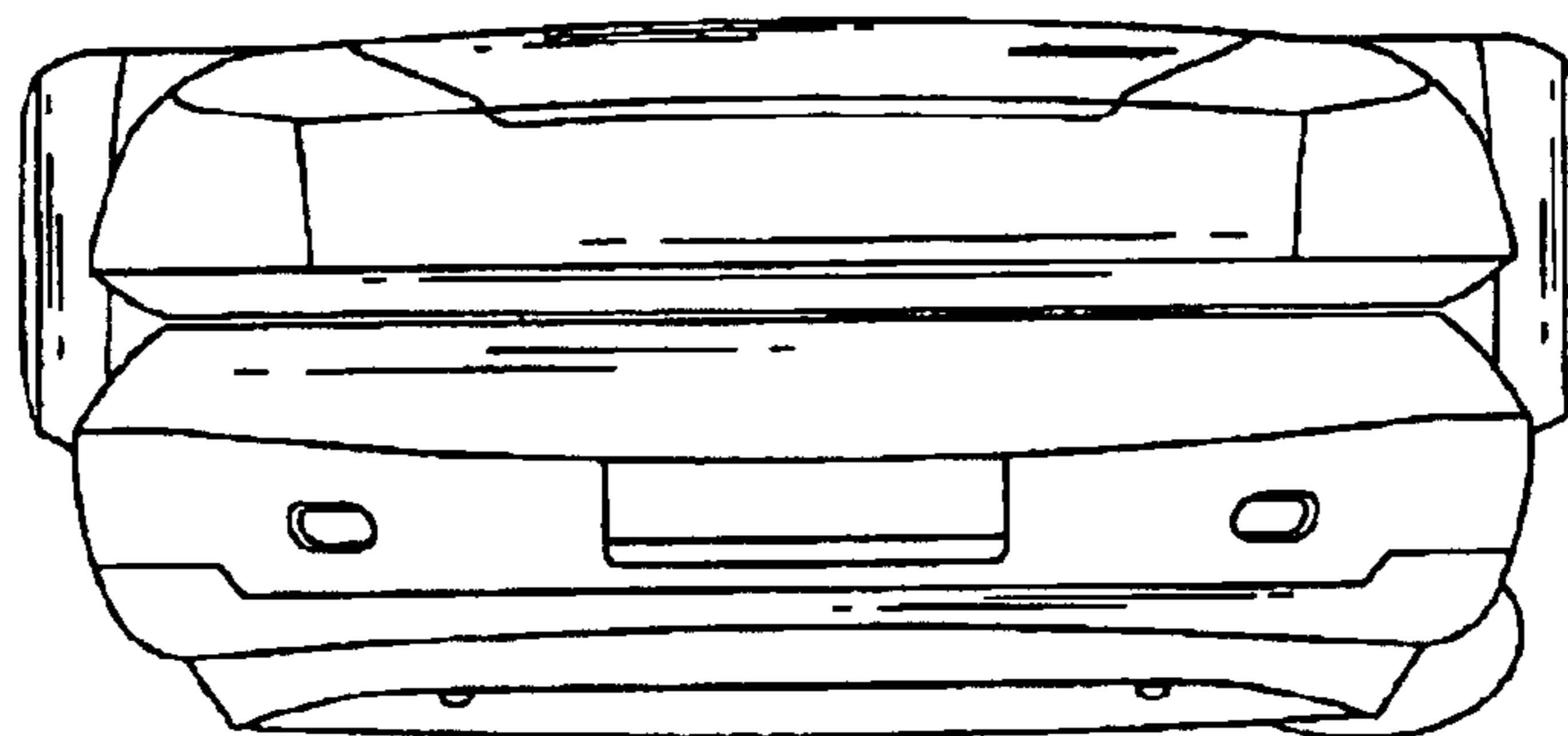


FIG. 8

