

US00D506440S

(12) **United States Design Patent**  
**Conway et al.**

(10) **Patent No.: US D506,440 S**  
(45) **Date of Patent: \*\* Jun. 21, 2005**

(54) **SOCKET CONNECTOR**

(75) Inventors: **Christopher J. Conway**, Wilmot, NH (US); **Darrin H. MacKenzie**, Windsor, VT (US)

(73) Assignee: **Thermal Dynamics Corporation**, West Lebanon, NH (US)

(\*\*) Term: **14 Years**

(21) Appl. No.: **29/197,112**

(22) Filed: **Jan. 9, 2004**

**Related U.S. Application Data**

(63) Continuation of application No. 29/166,888, filed on Sep. 5, 2002, now Pat. No. Des. 491,891.

(51) **LOC (8) Cl.** ..... **13-03**

(52) **U.S. Cl.** ..... **D13/133**

(58) **Field of Search** ..... D8/30; D13/133, D13/146, 154; 439/314, 315, 316, 317, 318, 319, 320, 321, 322, 680, 752; 219/137.9, 137.63, 137.31, 137.39

(56) **References Cited**

**U.S. PATENT DOCUMENTS**

3,685,004 A \* 8/1972 Kerr ..... 439/205

4,090,759 A \* 5/1978 Herrmann, Jr. .... 439/281  
4,193,655 A \* 3/1980 Herrmann, Jr. .... 439/166  
4,255,007 A \* 3/1981 Michaels et al. .... 439/332  
4,483,579 A \* 11/1984 Derr et al. .... 439/317  
4,820,204 A \* 4/1989 Batty ..... 439/681  
5,505,632 A \* 4/1996 Hayashi et al. .... 439/318  
5,993,266 A \* 11/1999 Mayer et al. .... 439/680  
6,472,631 B1 \* 10/2002 Eickhoff et al. .... 219/121.39

\* cited by examiner

*Primary Examiner*—Philip S. Hyder

(74) *Attorney, Agent, or Firm*—Harness, Dickey & Pierce, P.L.C.

(57) **CLAIM**

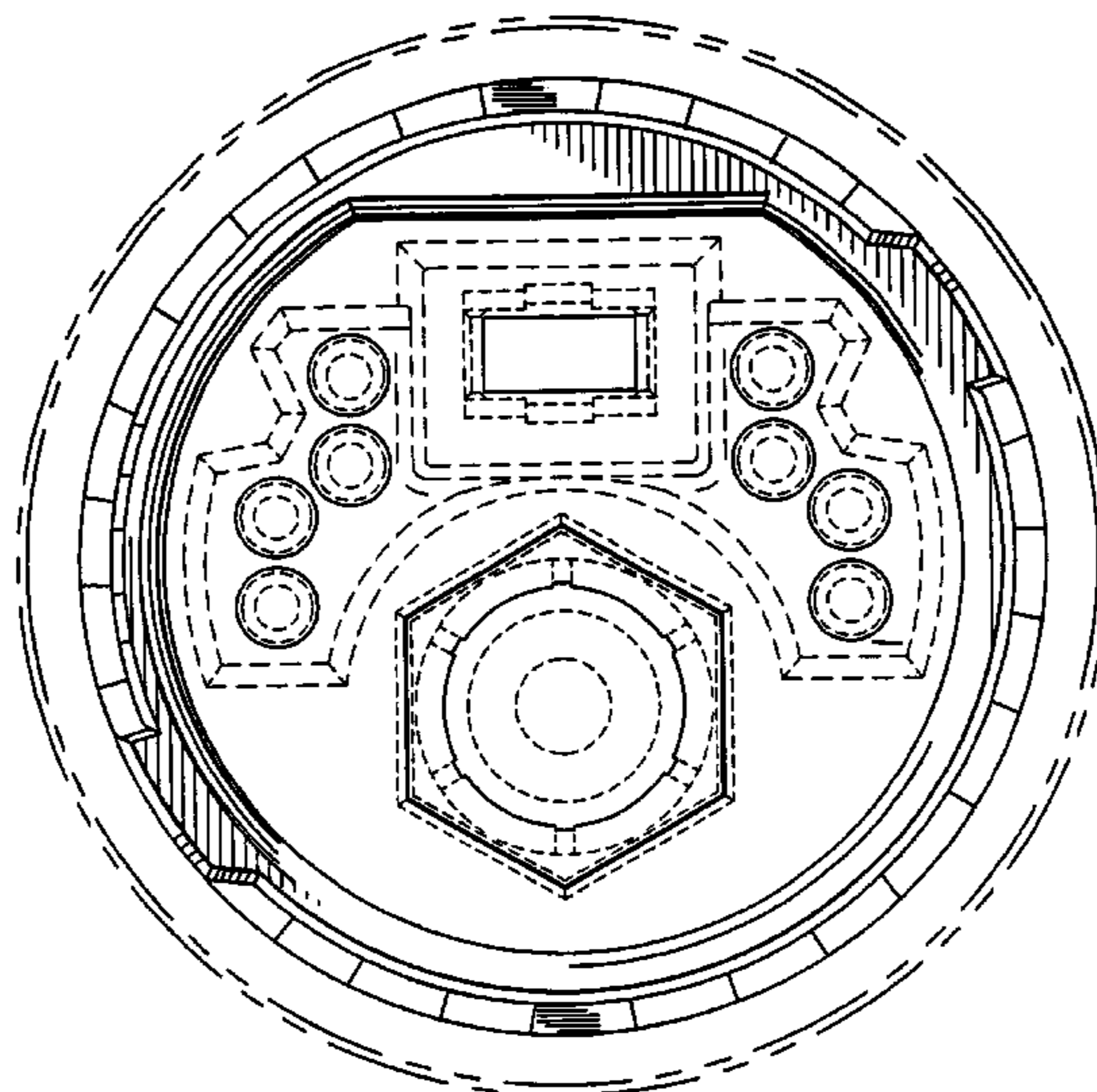
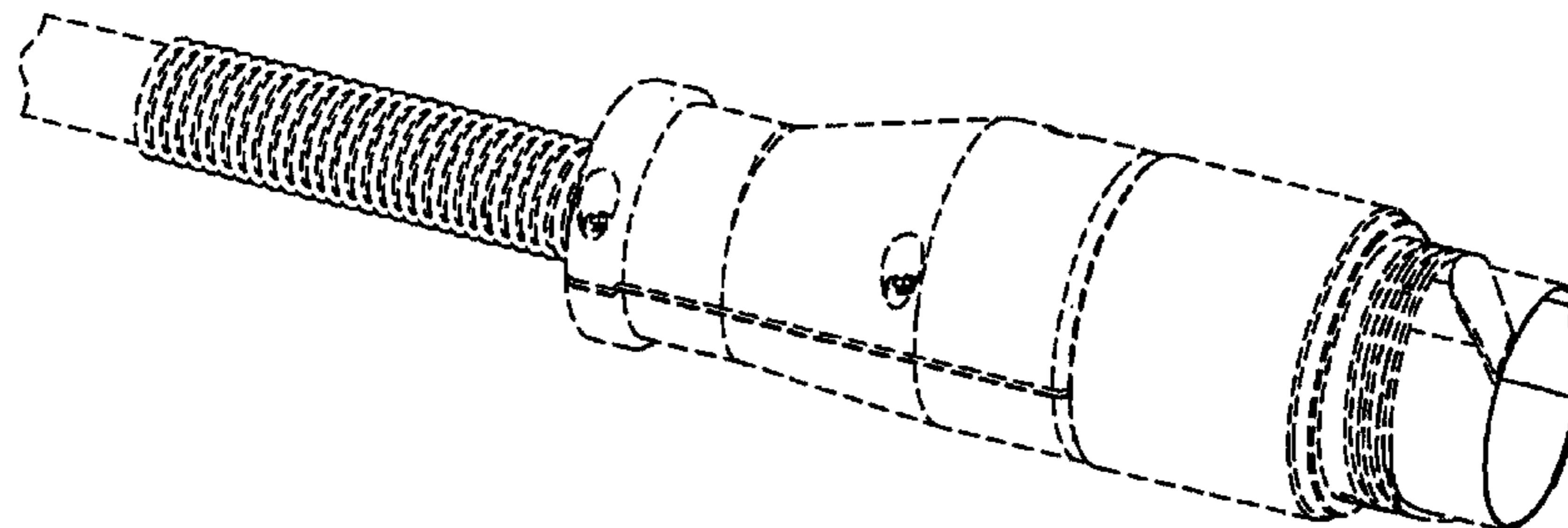
The ornamental design for a socket connector, as shown and described.

**DESCRIPTION**

FIG. 1 is a perspective view of the socket connector; FIG. 2 is a front elevation view thereof; FIG. 3 is a side elevation view thereof; and, FIG. 4 is a bottom plan view thereof.

The broken lines showing the lead and connector body are included for the purpose of illustrating environmental structure only and form no part of the claimed design.

**1 Claim, 4 Drawing Sheets**



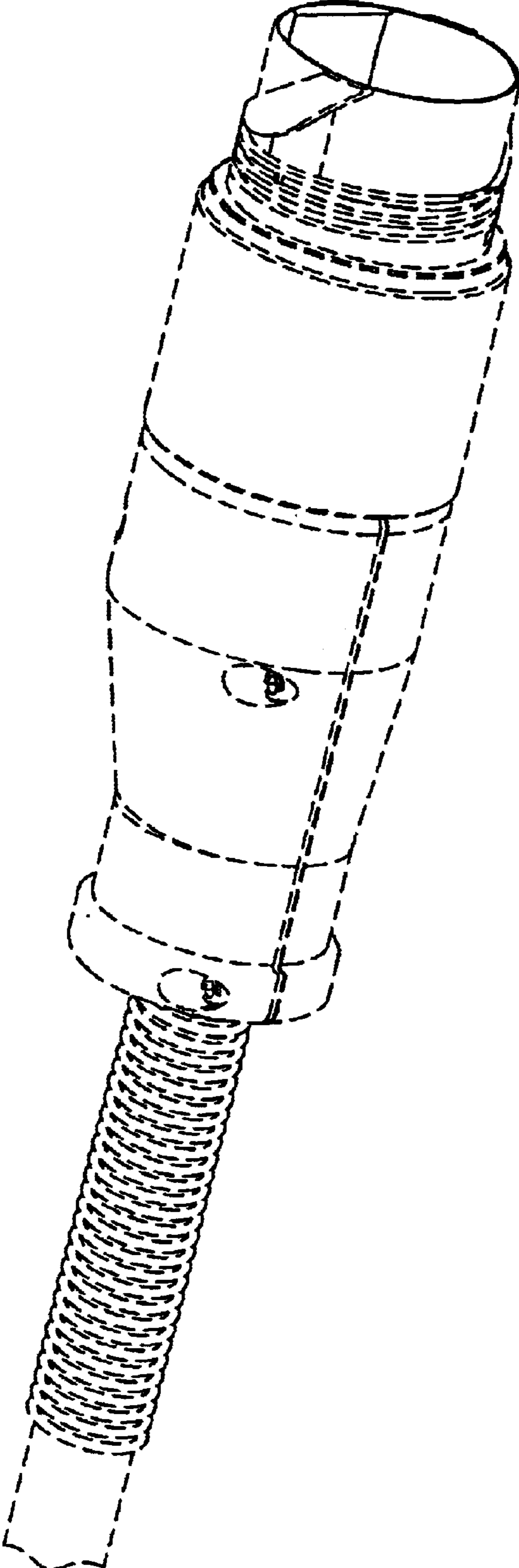


FIG. 1

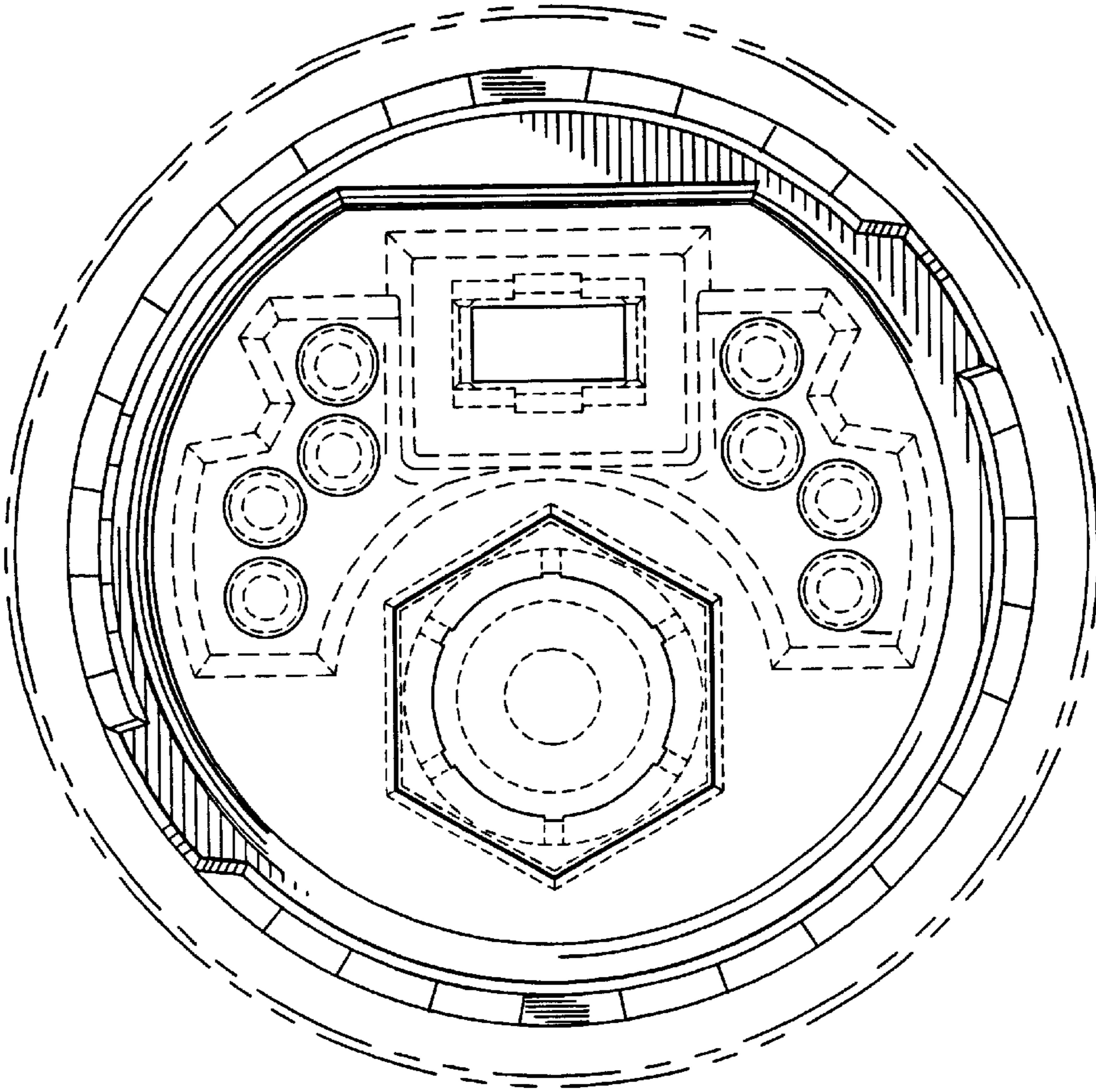


FIG. 2

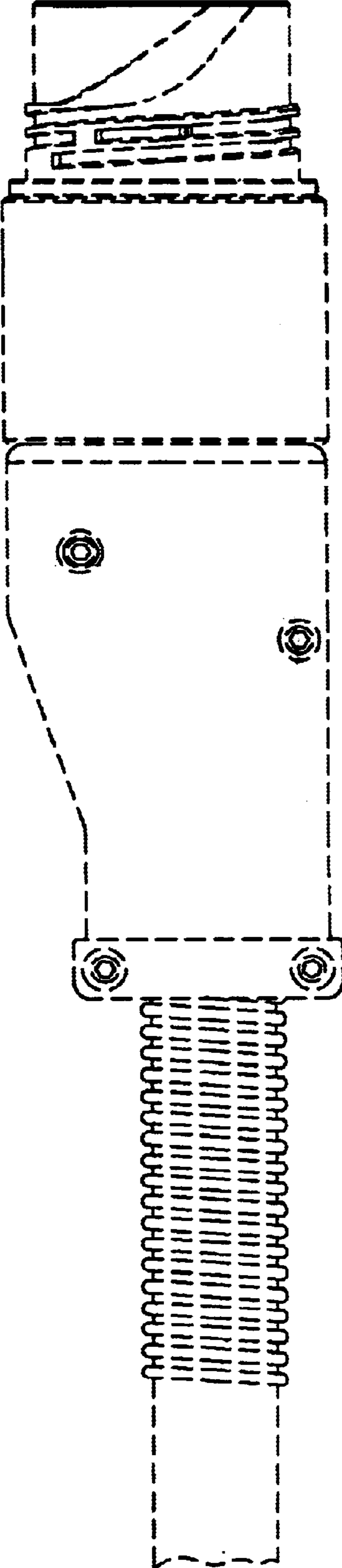


FIG. 3

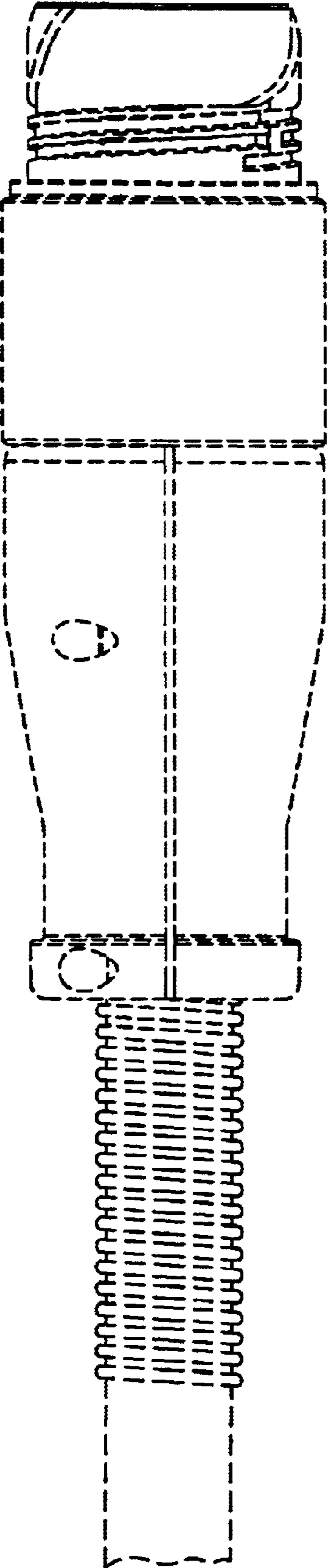


FIG. 4