

US00D506414S

(12) **United States Design Patent**  
**Puett, III**

(10) **Patent No.:** **US D506,414 S**  
(45) **Date of Patent:** **\*\* Jun. 21, 2005**

- (54) **SPORT JERSEY WINDOW FLAG**
- (76) **Inventor:** **Ralph Thomas Puett, III, 2975**  
McDonald La., Corona, CA (US) 92881
- (\*\*) **Term:** **14 Years**
- (21) **Appl. No.:** **29/211,590**
- (22) **Filed:** **Aug. 18, 2004**

- D399,052 S 10/1998 Fritsche
- D407,346 S 3/1999 Wyatt et al.
- D408,131 S 4/1999 Fritsche
- D408,132 S 4/1999 Fritsche
- D413,971 S 9/1999 Fritsche
- D444,291 S 7/2001 Poradzisz
- D484,434 S 12/2003 Andrys
- D488,090 S 4/2004 Hester
- 2004/0163155 A1 \* 8/2004 Haughey ..... 2/69

\* cited by examiner

**Related U.S. Application Data**

- (62) Division of application No. 29/192,183, filed on Oct. 20, 2003, now Pat. No. Des. 498,174.
- (51) **LOC (8) Cl.** ..... **11-05**
- (52) **U.S. Cl.** ..... **D11/172**
- (58) **Field of Search** ..... D2/717, 739, 840,  
D2/862, 863; D11/131, 133, 157, 165, 166,  
167, 168, 169, 170, 171, 172, 173, 174,  
175, 176, 177, 178, 179, 180, 181, 182,  
183; D20/11; 116/173, 174, 175; 428/13,  
542.2, 542.4

*Primary Examiner*—Joel A. Sincavage  
*Assistant Examiner*—Elizabeth Albert

(57) **CLAIM**

I claim the ornamental design for a sport jersey window flag, as shown and described.

**DESCRIPTION**

FIG. 1 is a front view of the sport jersey window flag; FIG. 2 is a left side view of the sport jersey window flag; FIG. 3 is a top/bottom view of the sport jersey window flag; FIG. 4 is a back view of the sport jersey window flag; and, FIG. 5 is a right side view of the sport jersey window flag. The evenly spaced pattern of broken lines in the drawings represent a pattern of stitching. The long and short broken lines showing environment in the drawings are for illustrative purposes only and form no part of the claimed design. The crisscross pattern of lines in the drawings represent material and is understood to be distributed uniformly over the surface of the flag.

(56) **References Cited**  
**U.S. PATENT DOCUMENTS**

- D60,773 S 4/1922 Carter
- D159,156 S 6/1950 Kelly et al.
- D264,571 S 5/1982 Ornatek
- D288,677 S 3/1987 Nienhuis
- D321,786 S 11/1991 Kraus
- D384,597 S 10/1997 Witteveen
- D393,736 S 4/1998 Rubin

**1 Claim, 1 Drawing Sheet**

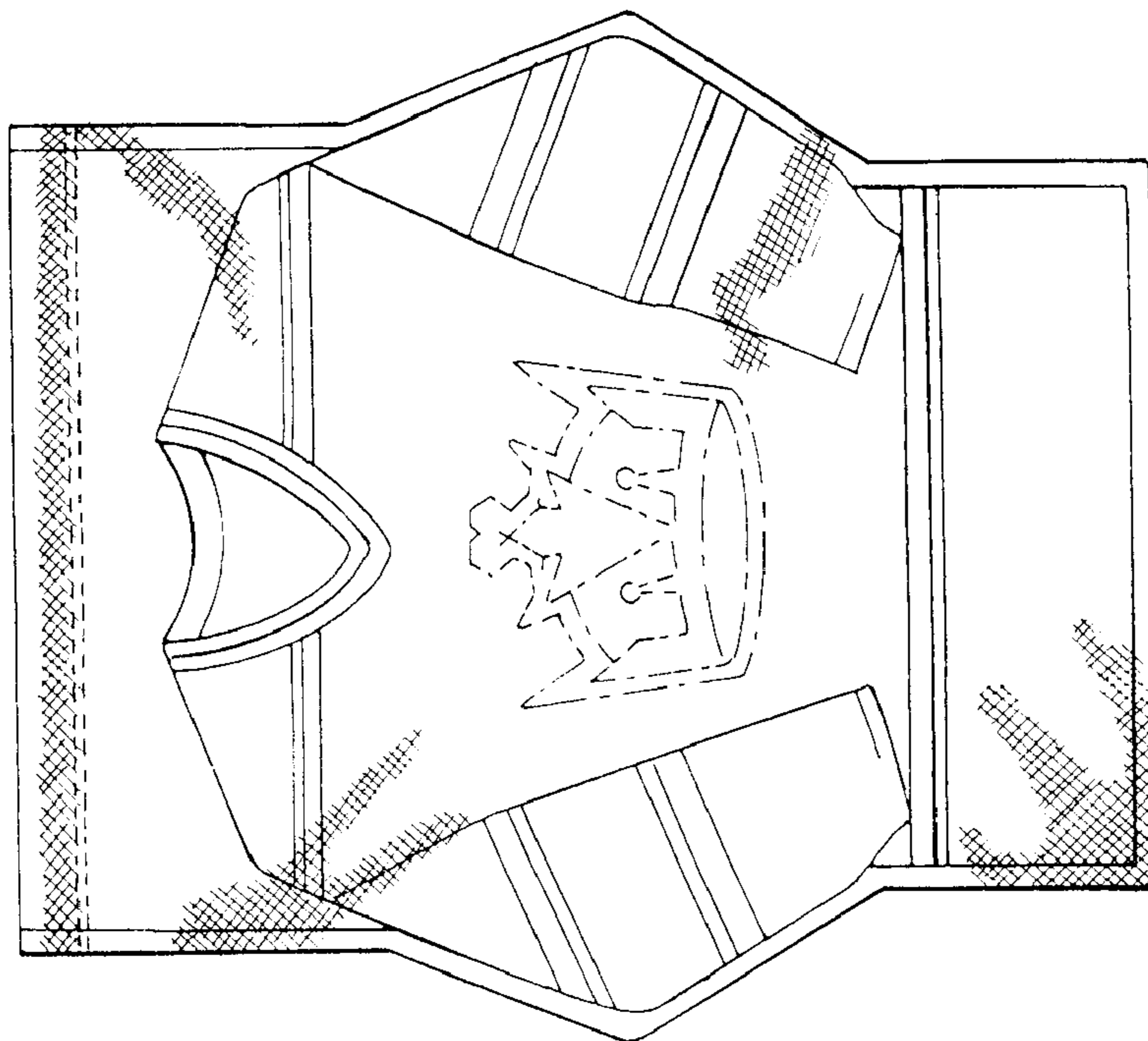


FIG. 1

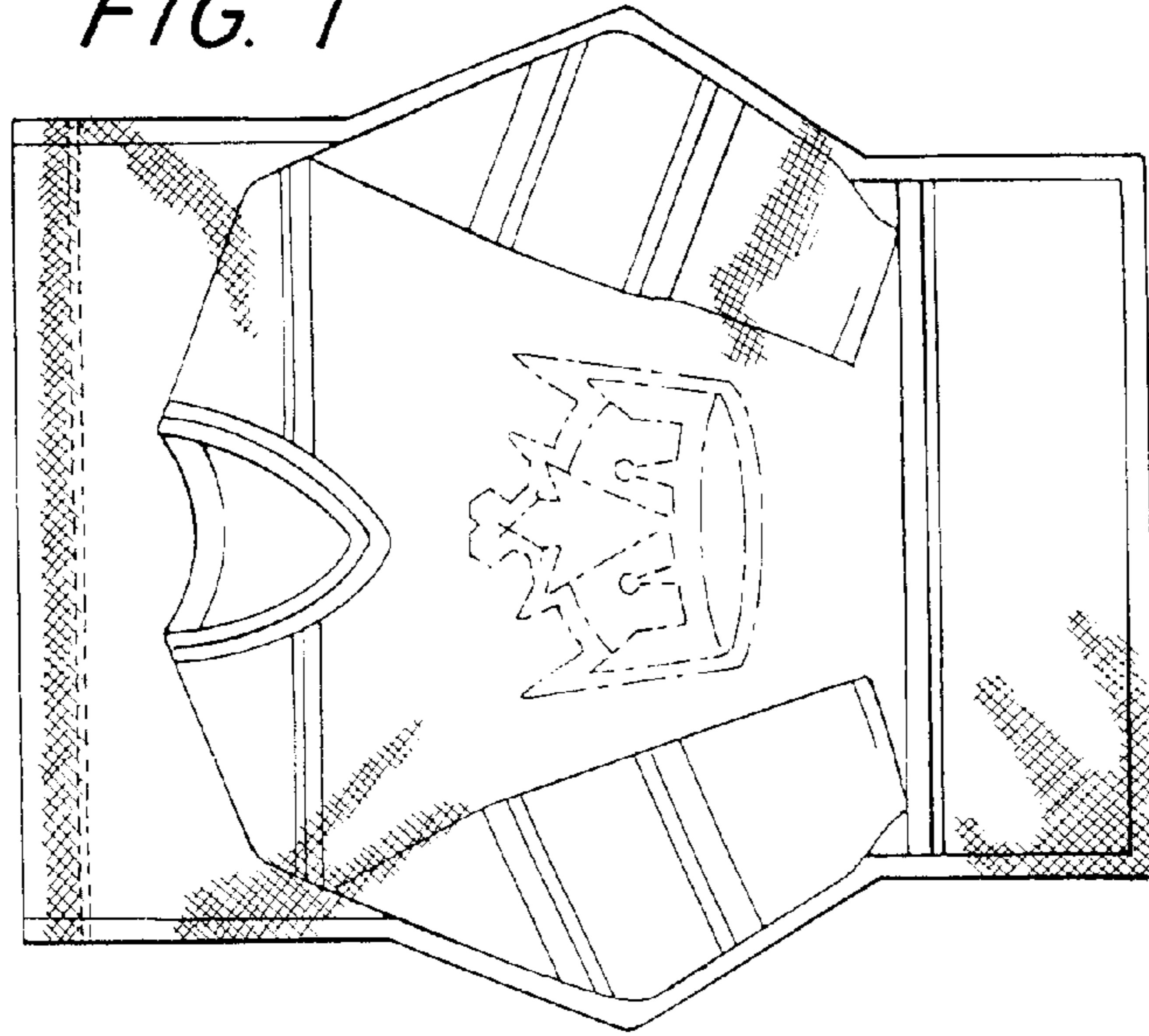


FIG. 2



FIG. 3




FIG. 4

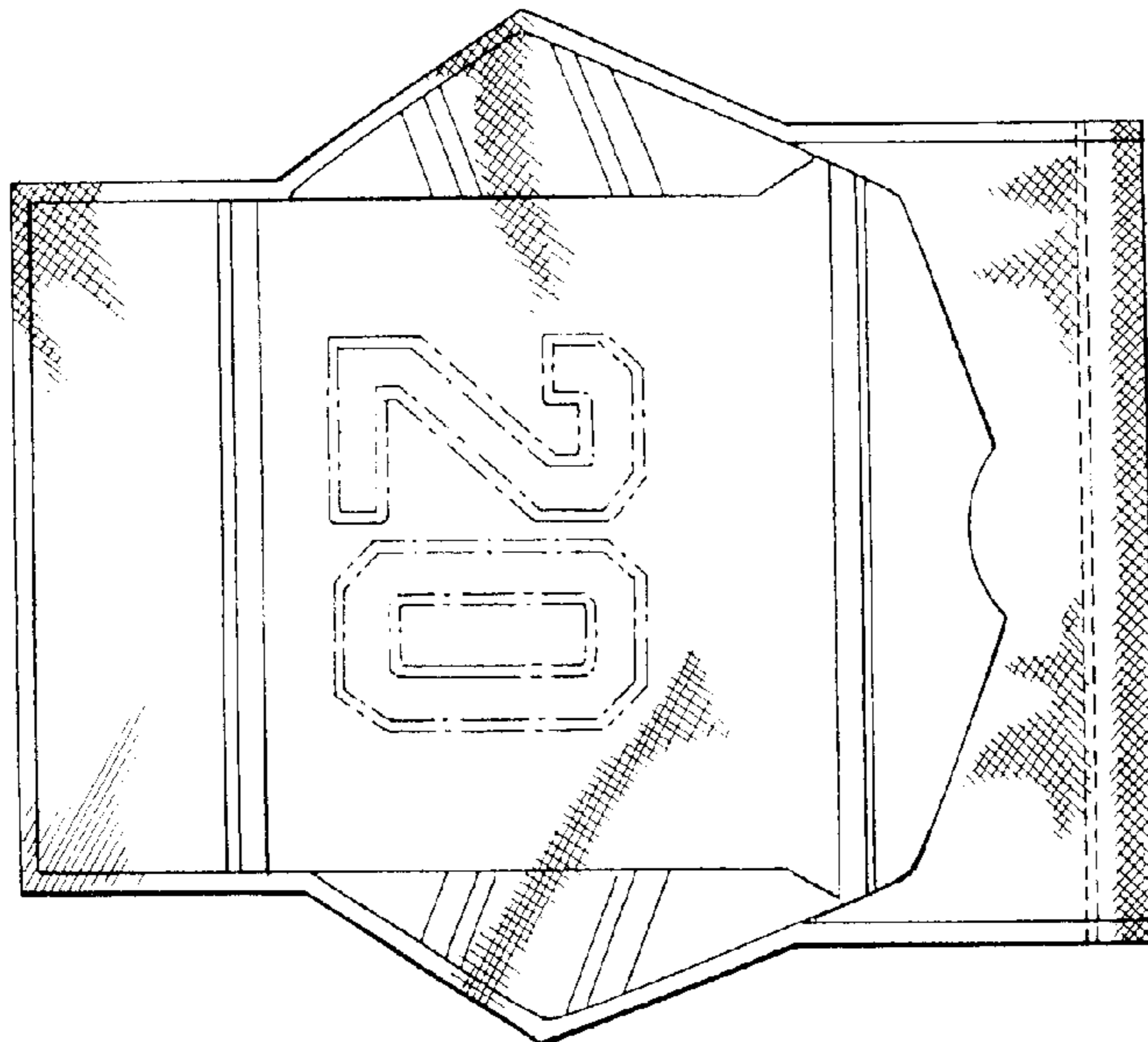


FIG. 5

