

US00D506391S

(12) **United States Design Patent**
Busch et al.

(10) **Patent No.: US D506,391 S**
(45) **Date of Patent: ** Jun. 21, 2005**

(54) **BOTTLE**

(75) Inventors: **Mary Busch**, Phoenix, AZ (US); **Mark Harris**, Phoenix, AZ (US); **Brian Houck**, Scottsdale, AZ (US); **Nancy Miller**, Phoenix, AZ (US); **Brian H. Volmer**, Trabuco Canyon, CA (US); **Gilbert O. Schmidt**, Cincinnati, OH (US)

(73) Assignee: **The Dial Corporation**, Scottsdale, AZ (US)

(**) Term: **14 Years**

(21) Appl. No.: **29/179,273**

(22) Filed: **Apr. 8, 2003**

(51) **LOC (8) Cl.** **09-01**

(52) **U.S. Cl.** **D9/522; D9/544; D9/571**

(58) **Field of Search** D9/516, 522-523, D9/529-530, 543-544, 549-550, 571-573, 575; 215/381-385, 396, 398, 400; 220/671-675; 222/212, 215

(56) **References Cited**

U.S. PATENT DOCUMENTS

- D20,199 S * 10/1890 Swindell D9/522
- D50,395 S * 2/1917 McClure D9/522
- D234,416 S * 3/1975 Skolnik D9/544
- D312,396 S * 11/1990 Lunderman D9/516
- D348,388 S * 7/1994 Kuzma D9/575 X
- D348,396 S * 7/1994 Kuzma D9/575

- D348,840 S * 7/1994 Kuzma D9/575
- D372,675 S * 8/1996 Pollard et al. D9/542
- D379,933 S * 6/1997 Lambrecht D9/574
- D382,808 S * 8/1997 Fenton et al. D9/522
- D446,129 S * 8/2001 de Giovellina D9/575
- D449,230 S * 10/2001 Harris et al. D9/558
- D458,149 S * 6/2002 Cummings D9/571

* cited by examiner

Primary Examiner—Carol Rademaker

(74) *Attorney, Agent, or Firm*—Snell & Wilmer LLP

(57) **CLAIM**

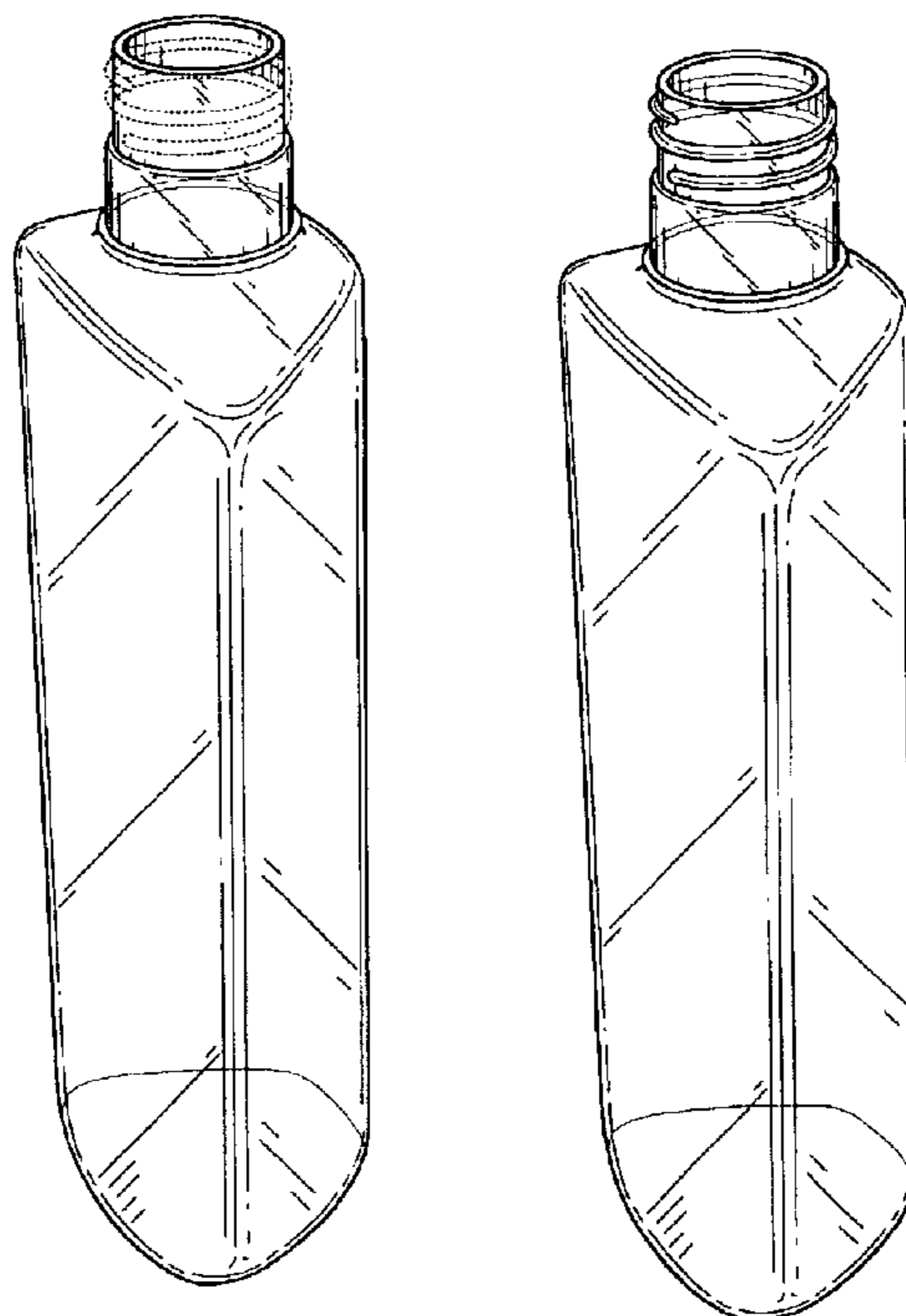
The ornamental design for a bottle, as shown and described.

DESCRIPTION

FIG. 1 is a perspective view of a bottle showing a first embodiment of our new design;
 FIG. 2 is a right side view thereof;
 FIG. 3 is a left side view thereof;
 FIG. 4 is back view thereof
 FIG. 5 is a front view thereof.
 FIG. 6 is a top view thereof;
 FIG. 7 is a bottom view thereof; and,
 FIG. 8 is a perspective view of a bottle showing a second embodiment of our new design, the remaining views being identical to the views shown in FIGS. 2-7 except for the showing of threads.

The broken line showing of threads in FIGS. 1-5 is for illustrative purposes only and forms no part of the claimed design.

1 Claim, 5 Drawing Sheets






FIG. 1

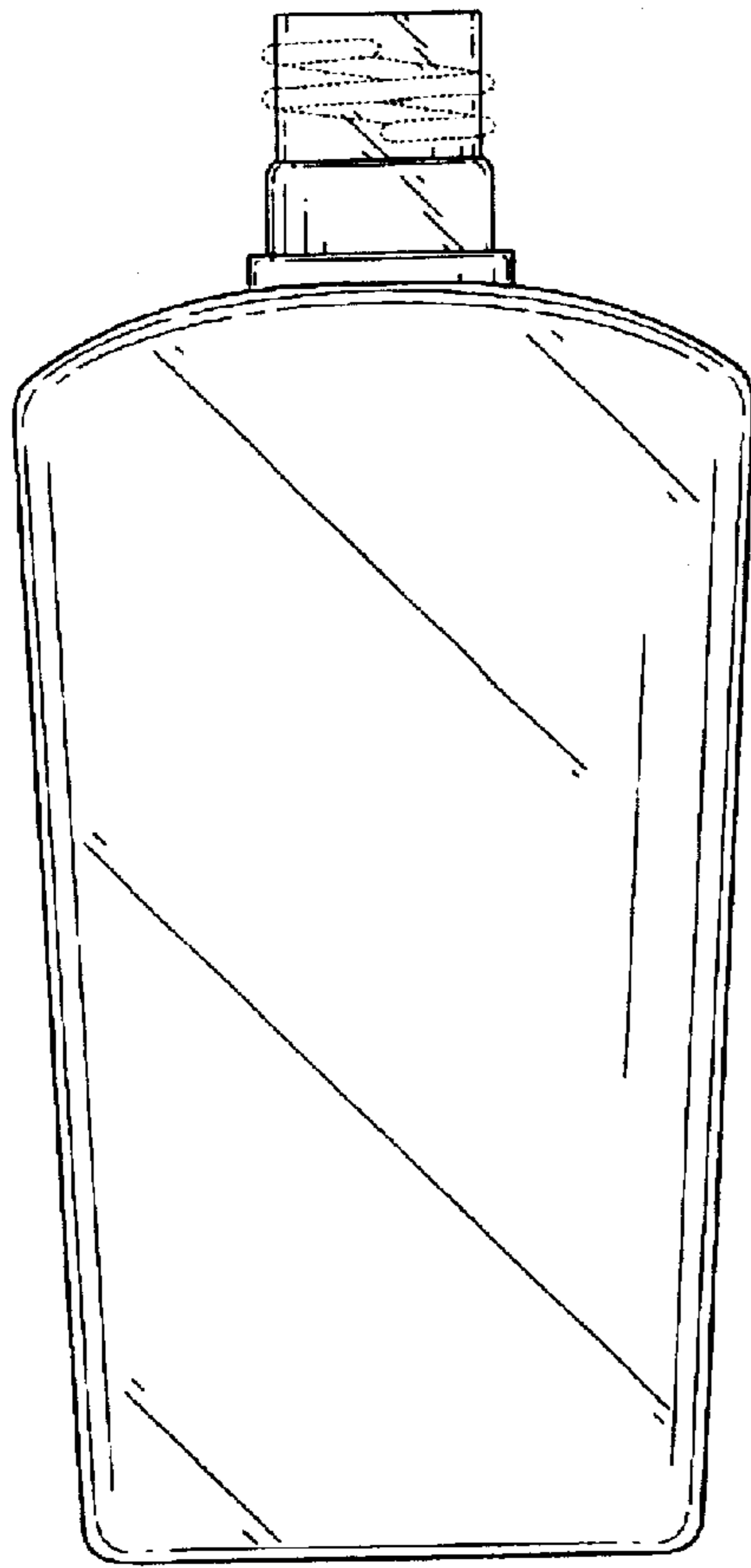


FIG.2

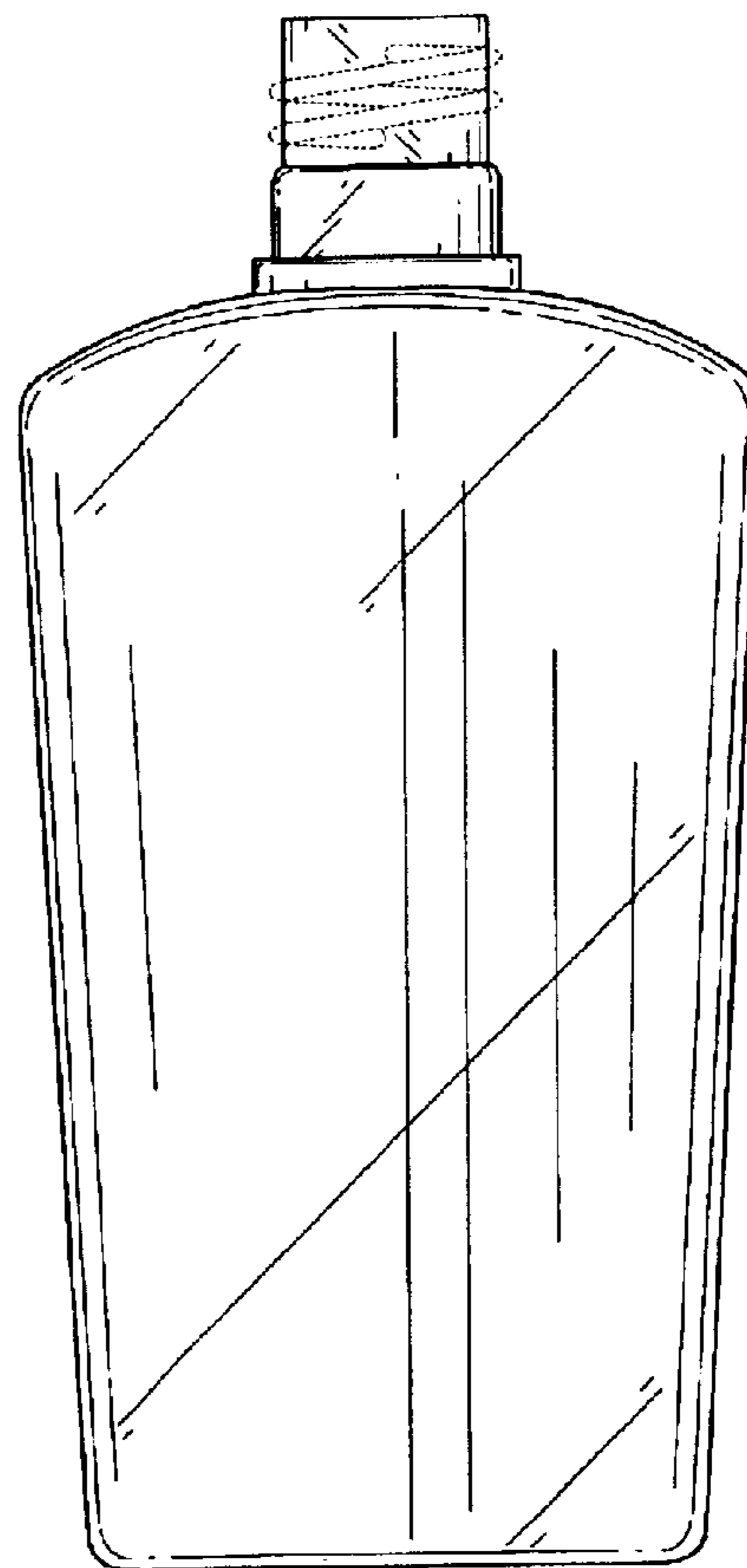


FIG.3

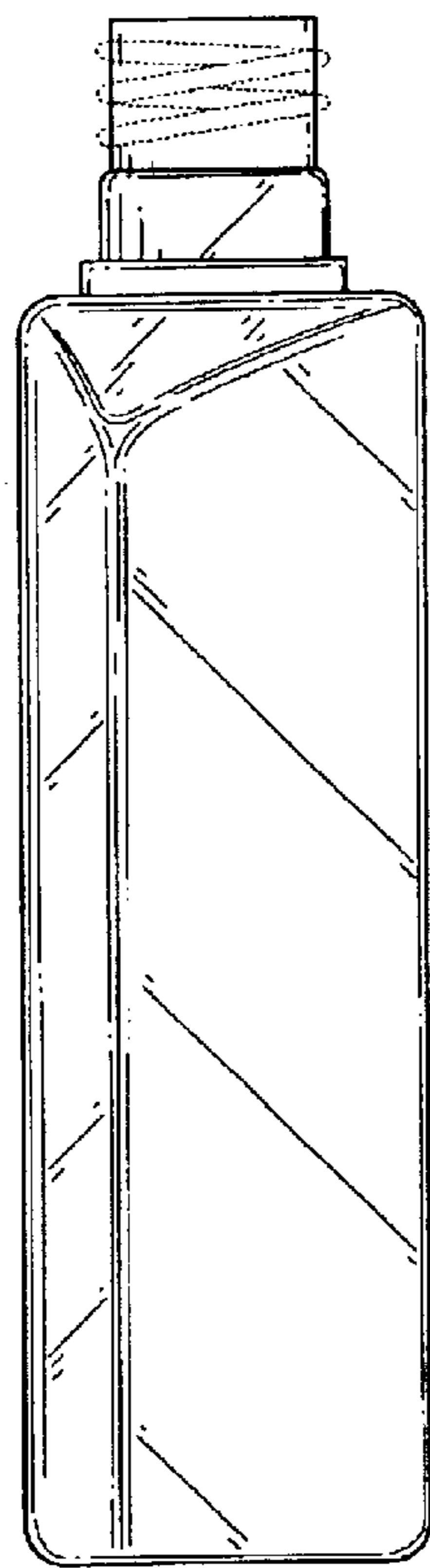


FIG. 4



FIG. 5

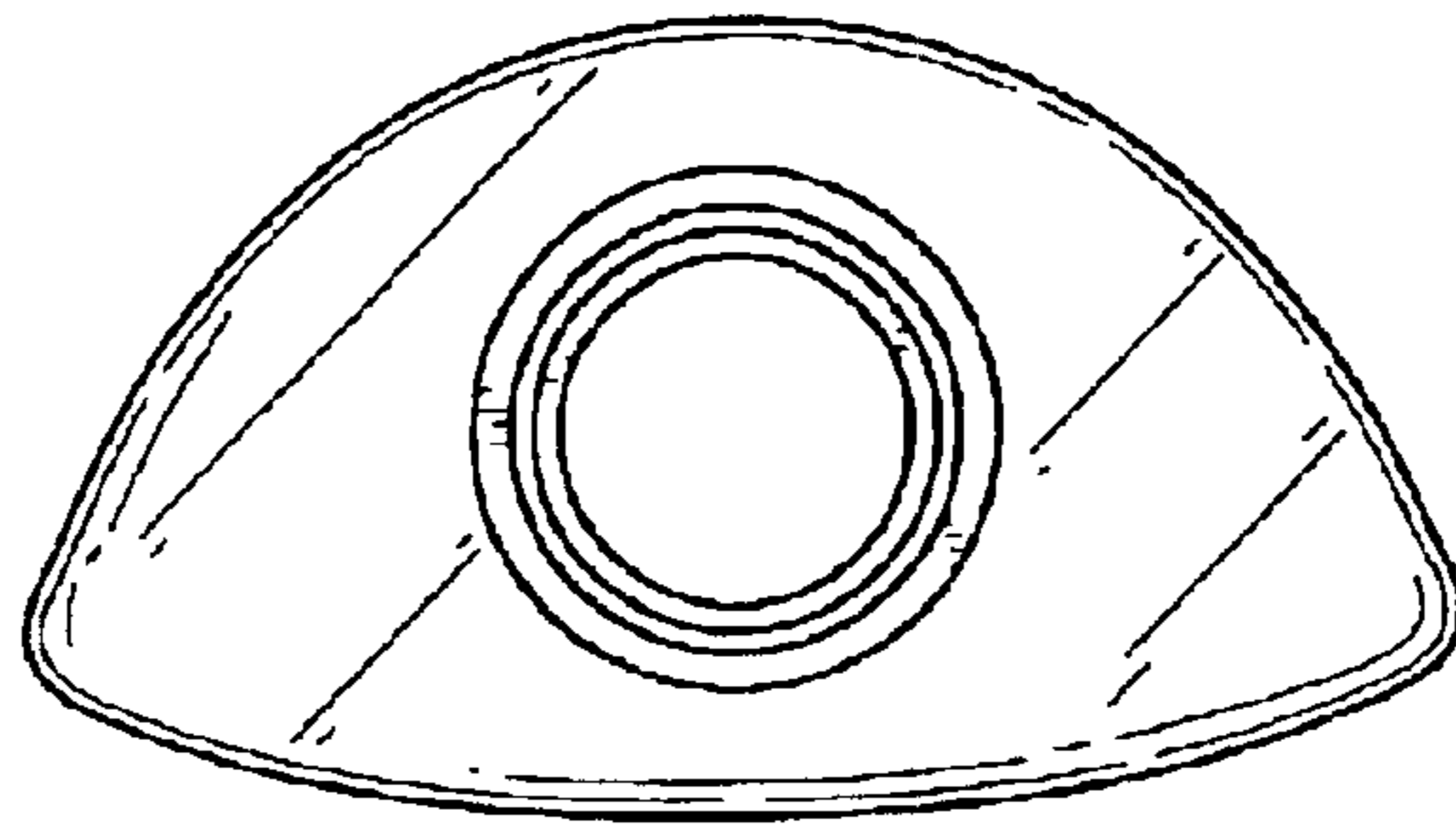


FIG. 6

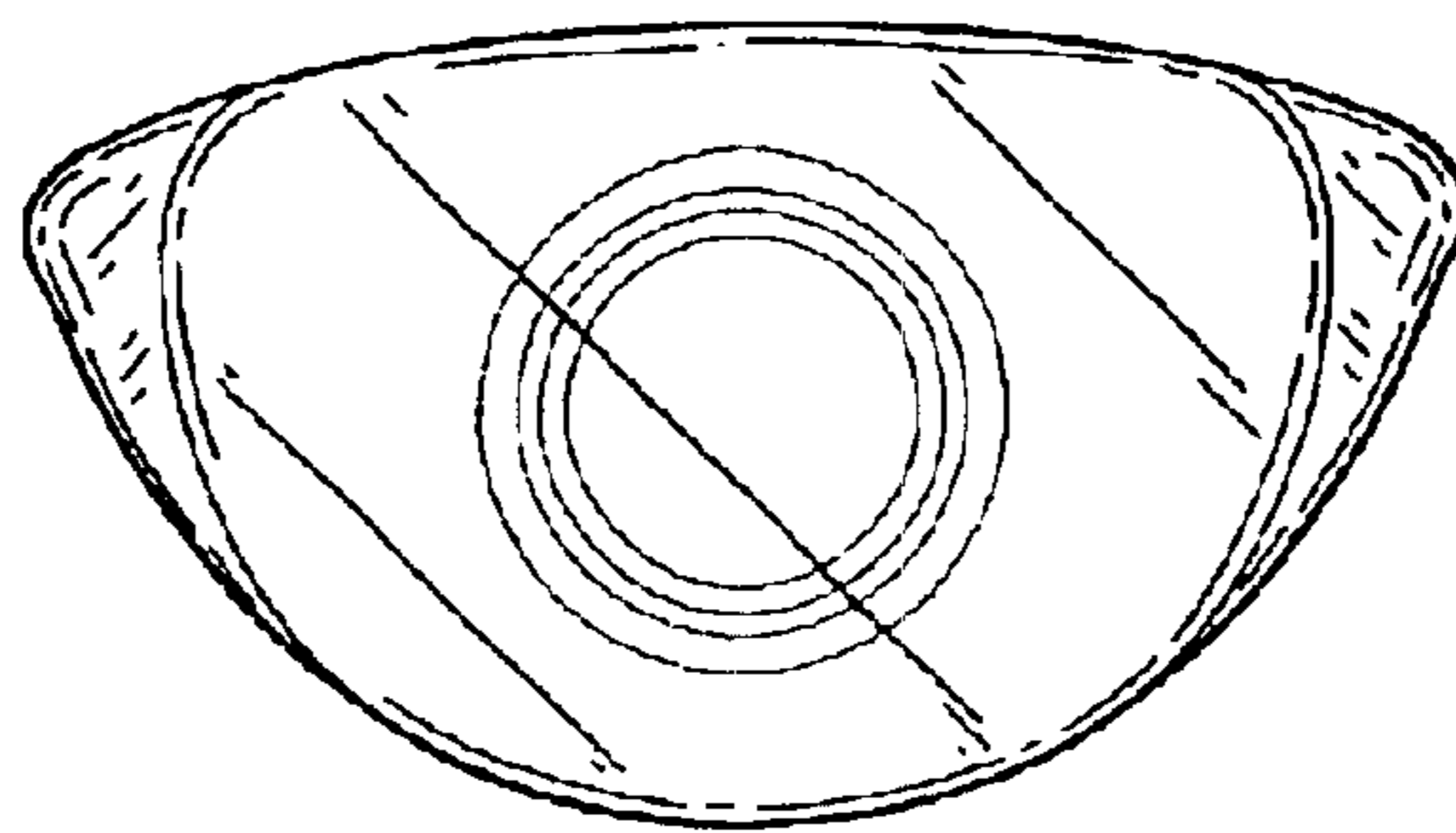


FIG. 7




FIG.8