

US00D506370S

(12) **United States Design Patent**  
**Tuanmu**

(10) **Patent No.:** **US D506,370 S**  
(45) **Date of Patent:** **\*\* Jun. 21, 2005**

(54) **SOCKET WRENCH**

D497,294 S \* 10/2004 Becker et al. .... D8/61

(75) Inventor: **Tom Tuanmu**, Taichung (TW)

**OTHER PUBLICATIONS**

(73) Assignee: **Lea Way Hand Tool Corporation**,  
Taichung (TW)

Snap-on Catalog, pp. 82 and 62, 1994.\*  
*Taiwan Handtool Buyers Guide* (2000) cover and p. 43.

(\*\*) Term: **14 Years**

\* cited by examiner

(21) Appl. No.: **29/186,706**

*Primary Examiner*—Raphael Barkai  
(74) *Attorney, Agent, or Firm*—Ladas & Parry LLP

(22) Filed: **Jul. 21, 2003**

(57) **CLAIM**

(51) **LOC (8) Cl.** ..... **08-05**

The ornamental design for a socket wrench, as shown and described.

(52) **U.S. Cl.** ..... **D8/25**

(58) **Field of Search** ..... D8/21–29, 82–87,  
D8/107, 303; 81/60–63.2, 177.1, 177.85,  
489; D7/393, 395, 645; 16/110.1, 421–422,  
436

**DESCRIPTION**

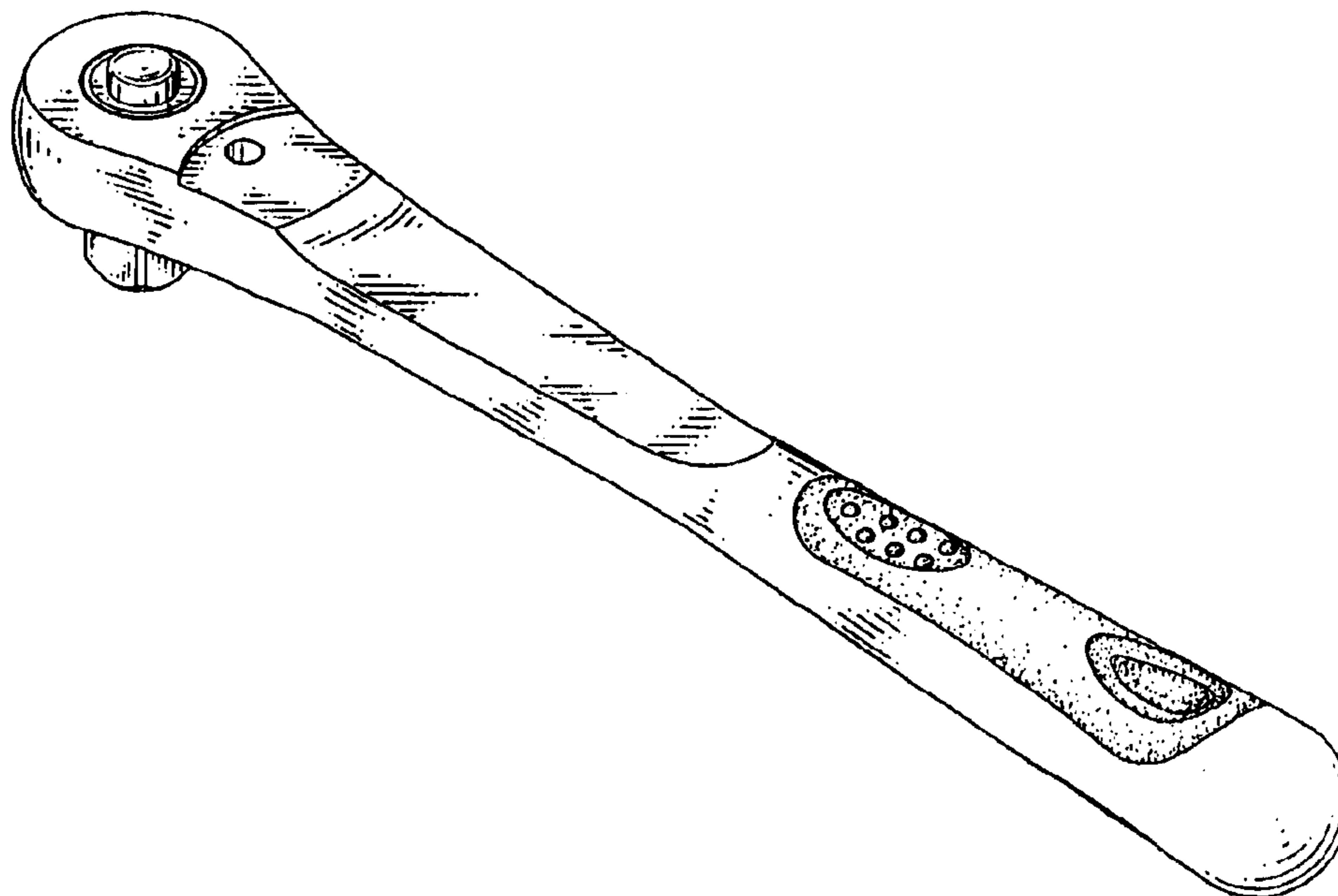
(56) **References Cited**

FIG. 1 is a front elevational view of a socket wrench of the subject design; the rear elevational view being a mirror image thereof;  
FIG. 2 is a left side elevational view thereof;  
FIG. 3 is a right side elevational view thereof.  
FIG. 4 is a top plan view thereof;  
FIG. 5 is a bottom plan view thereof;  
FIG. 6 is a perspective view thereof; and,  
FIG. 7 is another perspective view thereof.

**U.S. PATENT DOCUMENTS**

4,986,147	A	*	1/1991	Cooper	.....	81/63.2
6,247,385	B1	*	6/2001	Wu	.....	81/177.1
D481,290	S	*	10/2003	Thompson et al.	.....	D8/107
6,666,112	B2	*	12/2003	Hu	.....	81/63.1
D493,341	S	*	7/2004	Chen	.....	D8/25

**1 Claim, 3 Drawing Sheets**



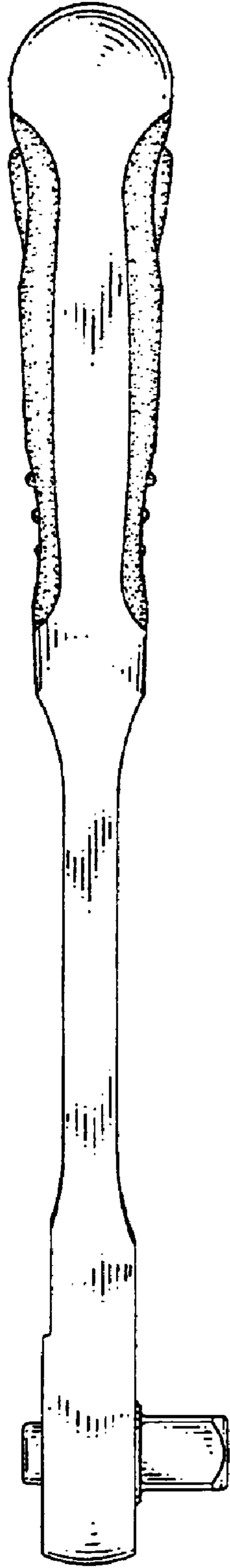


FIG. 1

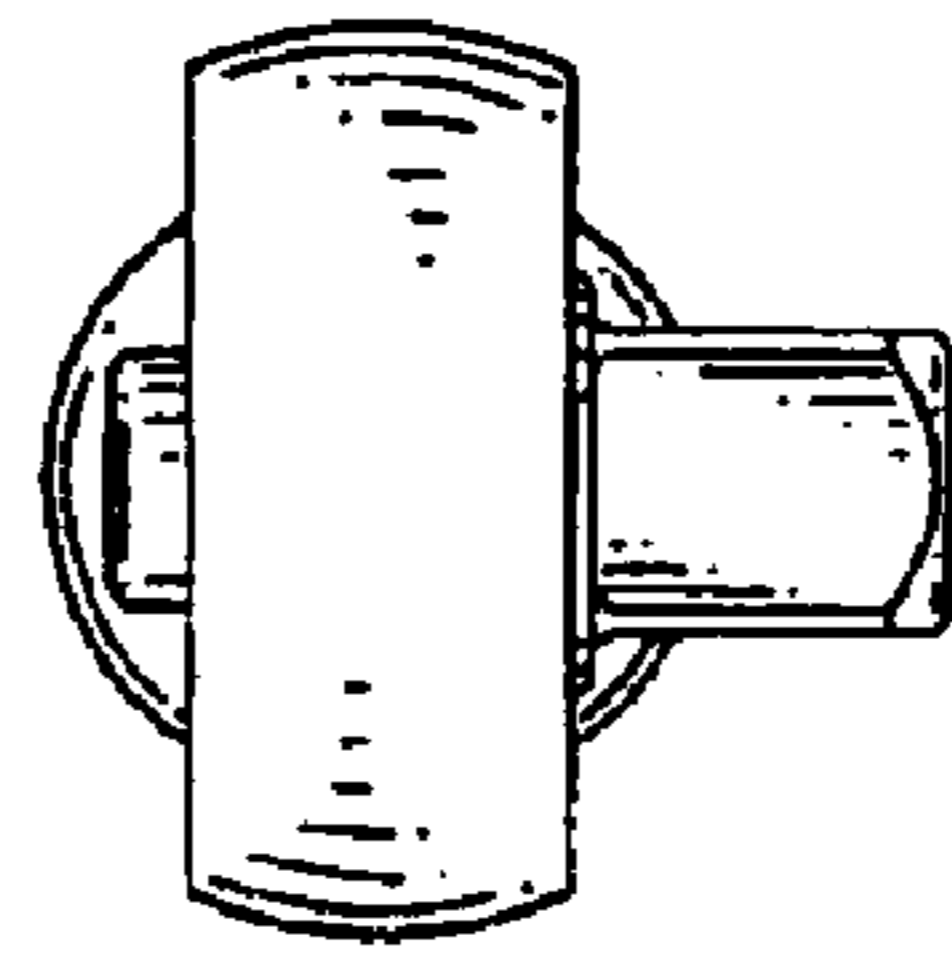


FIG. 2

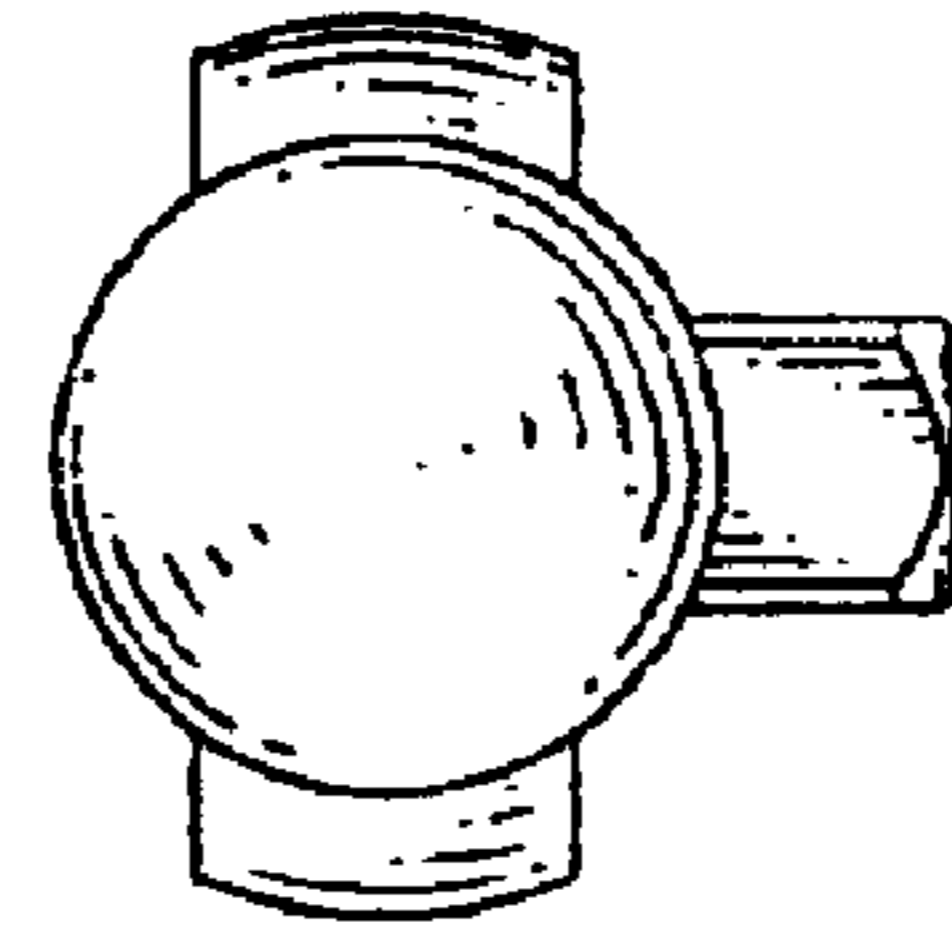


FIG. 3

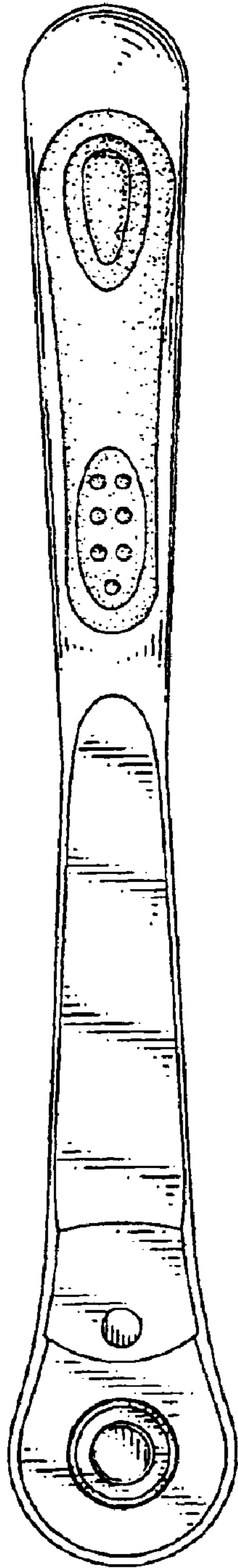


FIG. 4

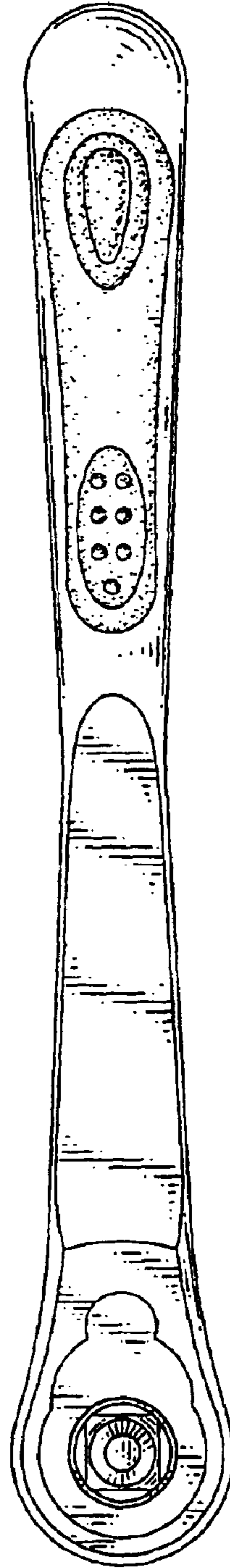


FIG. 5

