

US00D506359S

(12) **United States Design Patent**  
**Zettle et al.**

(10) **Patent No.:** **US D506,359 S**  
(45) **Date of Patent:** **\*\* Jun. 21, 2005**

- (54) **TALL SCREW-TOP STORAGE CONTAINER HAVING A BASE AND A LID**
- (75) Inventors: **Jeffrey J. Zettle**, Bay City, MI (US);  
**Brian C. Dais**, Saginaw, MI (US);  
**Charles L. Lasky**, Grafton, WI (US);  
**Douglas J. Carpiaux**, Milwaukee, WI (US);  
**David H. Roland**, Pella, IA (US);  
**Danny R. Curliss**, New Vienna, OH (US)
- (73) Assignee: **S.C. Johnson Home Storage, Inc.**,  
Racine, WI (US)
- (\*\*) Term: **14 Years**
- (21) Appl. No.: **29/203,904**
- (22) Filed: **Apr. 22, 2004**
- (51) **LOC (8) Cl.** ..... **07-07**
- (52) **U.S. Cl.** ..... **D7/629; D7/615; D9/428**
- (58) **Field of Search** ..... **D7/602, 612-629,**  
**D7/538-542; D9/414, 424-432; 220/4.21,**  
**780-806, 309.1, 367.1, 376, 377; 229/406,**  
**902-906**

D312,400 S	*	11/1990	Schwaikert	.....	D9/424
D313,353 S	*	1/1991	Hart et al.	.....	D9/428
D315,503 S	*	3/1991	Hart et al.	.....	D9/428
D329,595 S		9/1992	Kung	.....	D9/528
5,143,219 A		9/1992	Yates, Jr.	.....	206/508
5,297,688 A		3/1994	Beck et al.	.....	215/344
5,310,074 A		5/1994	Jochem et al.	.....	220/296
D351,795 S		10/1994	Ogden	.....	D9/453
5,356,026 A		10/1994	Andress et al.	.....	220/306
D369,942 S		5/1996	Ahern, Jr.	.....	D7/391
D374,178 S		10/1996	Valls et al.	.....	D9/523
D392,187 S		3/1998	King	.....	D9/453
D394,184 S		5/1998	Demore	.....	D7/391
5,823,345 A		10/1998	Nask et al.	.....	206/509
5,896,993 A		4/1999	Nask et al.	.....	206/508
5,938,055 A		8/1999	Philips et al.	.....	215/222
D415,684 S		10/1999	Reidenbach	.....	D9/453
D418,757 S		1/2000	Reidenbach	.....	D9/453
6,135,286 A		10/2000	Strumor	.....	206/573

(Continued)

*Primary Examiner*—Terry A. Wallace

(57) **CLAIM**

The ornamental design for a tall screw-top storage container having a base and a lid, as shown and described.

**DESCRIPTION**

- FIG. 1 is a perspective view of the container;
- FIG. 2 is front view of the container;
- FIG. 3 is a side view of the container;
- FIG. 4 is a top view of the container;
- FIG. 5 is a bottom view of the container; and,
- FIG. 6 is an exploded perspective view of the container.

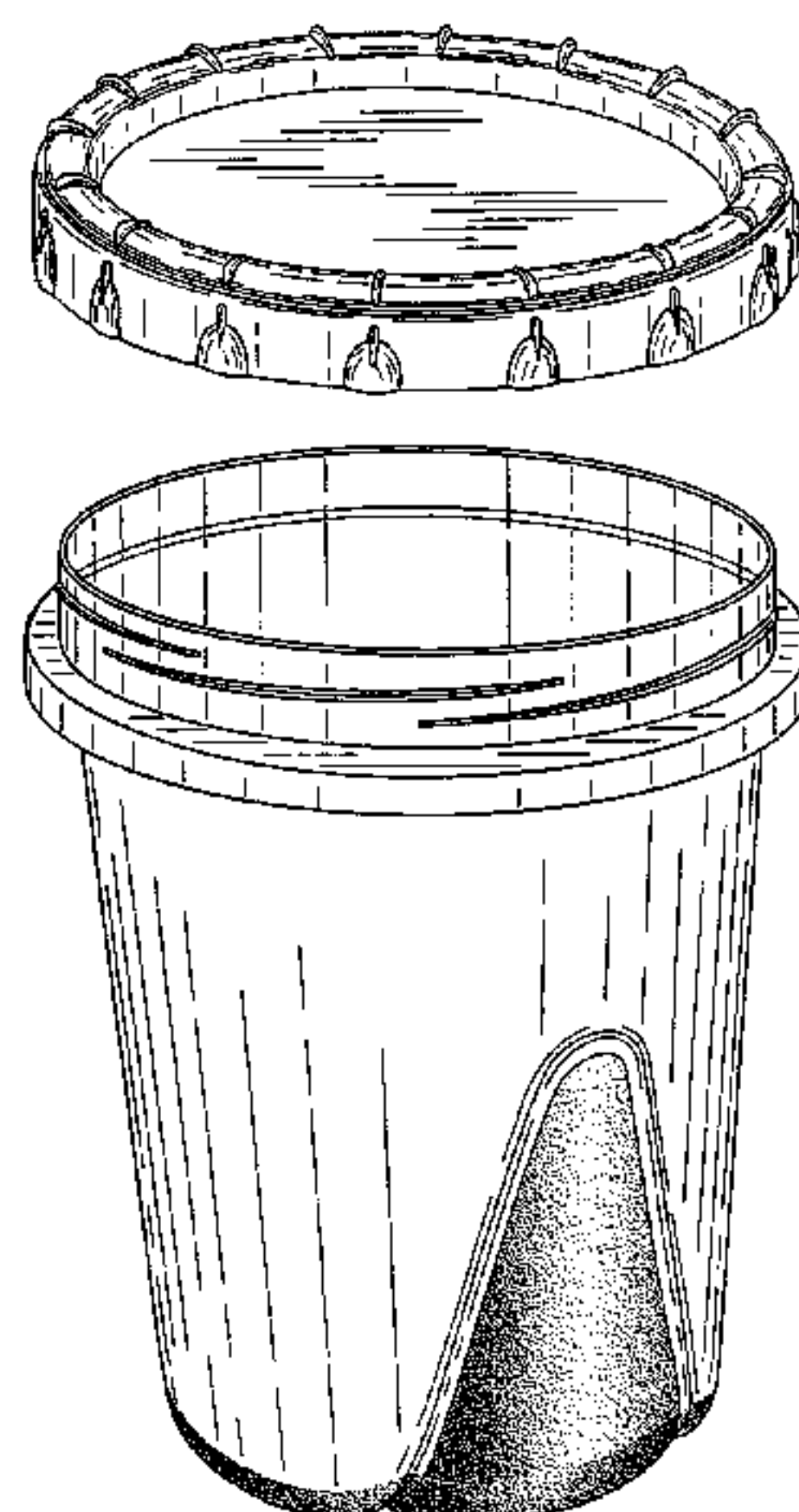
The rear of the container is identical to, and a mirror image of, the front of the container depicted in FIG. 2. The side of the container opposite to the side depicted in FIG. 3 is identical thereto, and a mirror image thereof.

**1 Claim, 6 Drawing Sheets**

(56) **References Cited**

**U.S. PATENT DOCUMENTS**

D100,515 S	7/1936	Fleisch	
2,721,595 A	* 10/1955	Nichols	..... 220/800
3,281,001 A	10/1966	Stuart	..... 215/46
D210,168 S	2/1968	Plochman, Jr.	..... D58/26
3,527,372 A	9/1970	Manning	..... 220/40
D221,420 S	8/1971	Davis	..... D9/267
4,157,144 A	6/1979	Weiler et al.	..... 215/252
4,241,841 A	12/1980	Boller	..... 215/252
4,279,358 A	7/1981	Jacobs	..... 220/321
D266,906 S	11/1982	Guerette	..... D9/453
D267,703 S	1/1983	Chase et al.	..... D9/435
4,399,926 A	8/1983	Eidels-Dubovoy	..... 220/288
4,471,878 A	9/1984	Davis et al.	..... 215/216
4,504,009 A	* 3/1985	Boik et al.	..... 220/800
D292,380 S	10/1987	Smith	..... D9/435
4,727,998 A	3/1988	Simon	..... 215/230
D301,691 S	6/1989	Mobberley	..... D9/453



# US D506,359 S

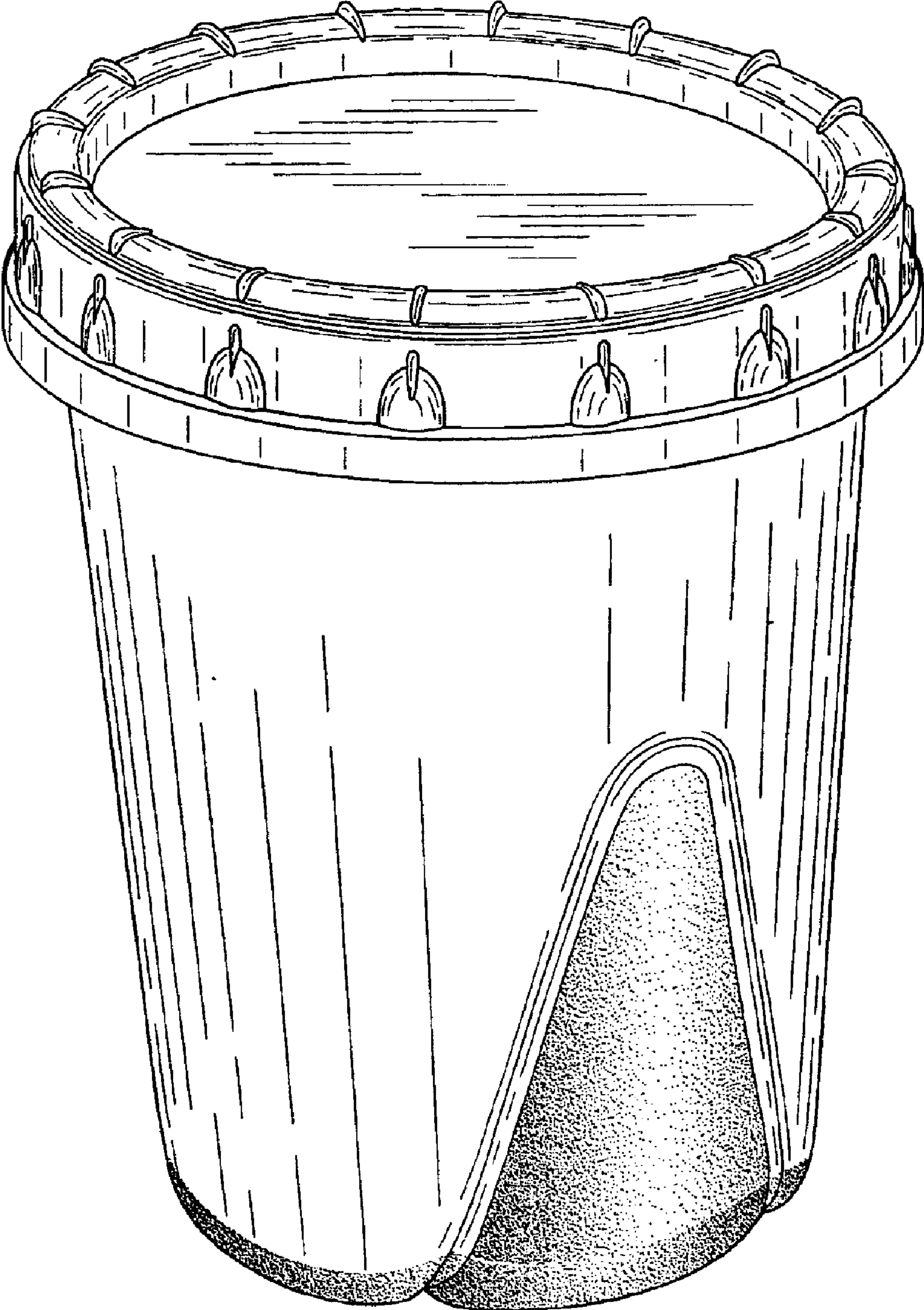
Page 2

---

## U.S. PATENT DOCUMENTS

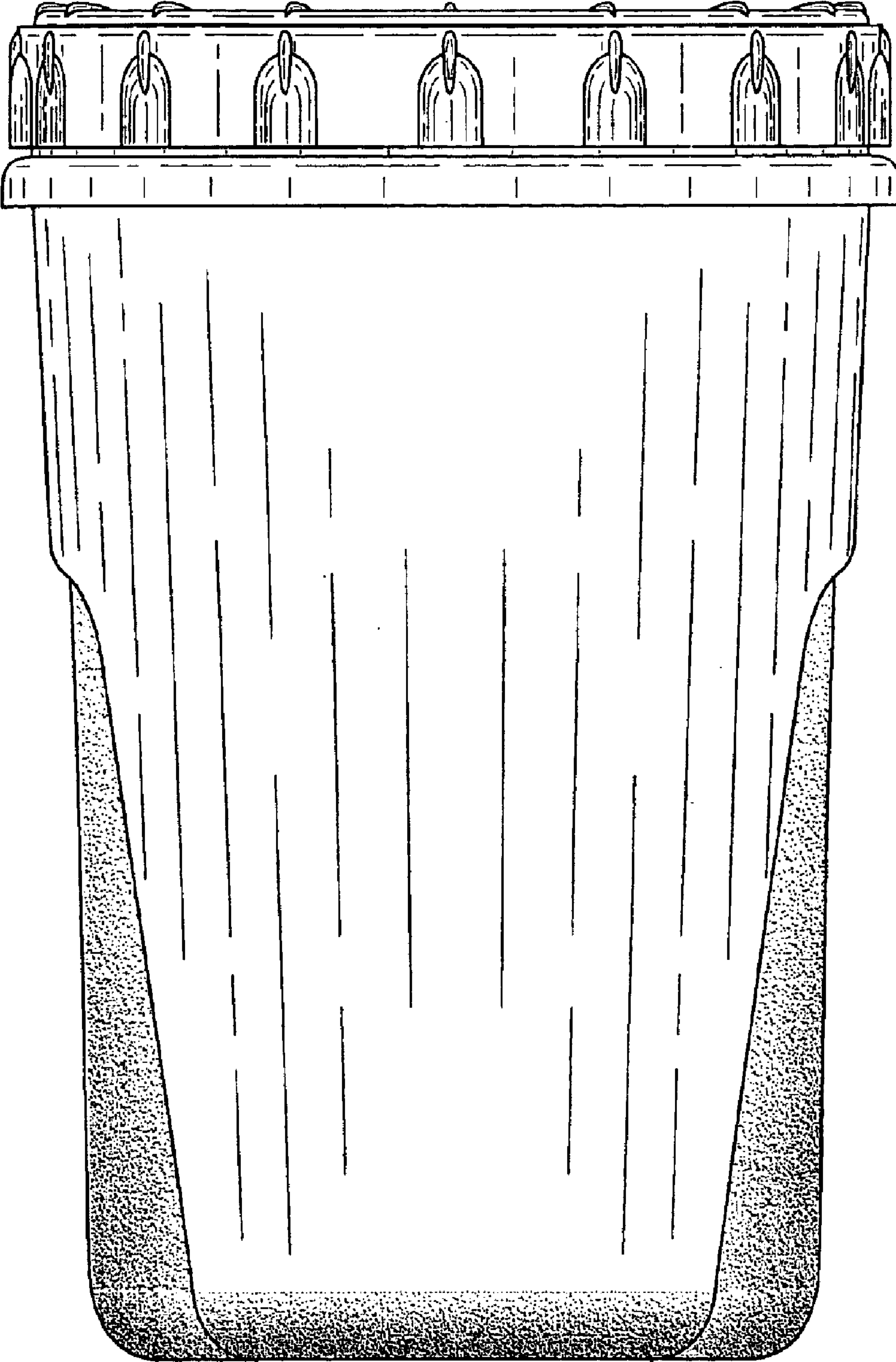
D442,860 S	*	5/2001	Symons et al. ....	D9/428	D474,377 S	5/2003	Holsinger .....	D7/615
D448,297 S		9/2001	Sindermann .....	D9/453	D475,923 S	6/2003	Renz .....	D9/446
6,382,440 B1		5/2002	Brant et al. ....	215/230	D476,898 S	7/2003	Schuller et al. ....	D9/529
D462,012 S		8/2002	Manderfield, Jr. ....	D9/530	6,637,611 B2	10/2003	Luch .....	215/256
6,439,412 B2		8/2002	Luch .....	215/318				

\* cited by examiner

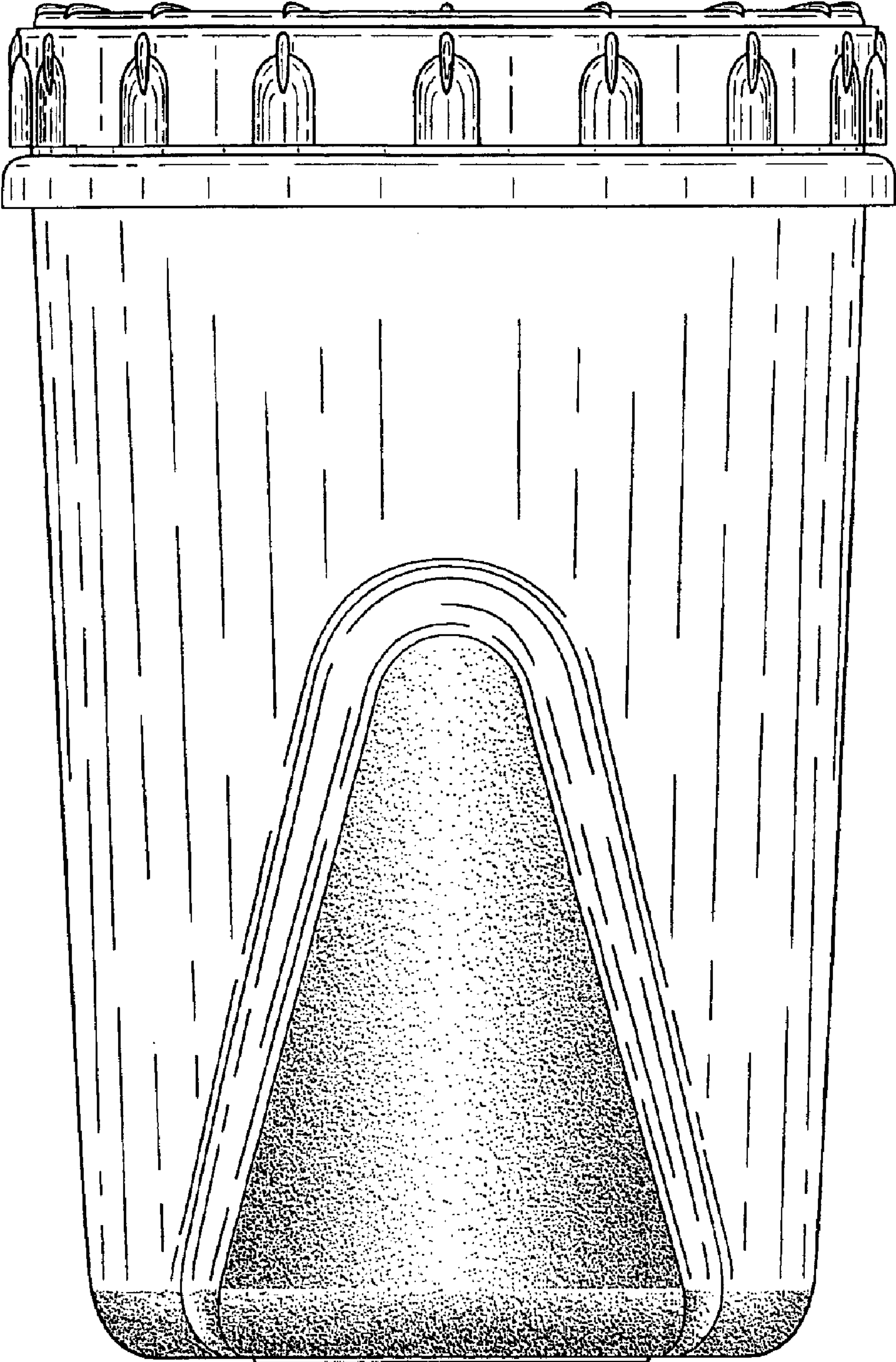


**FIG. 1**

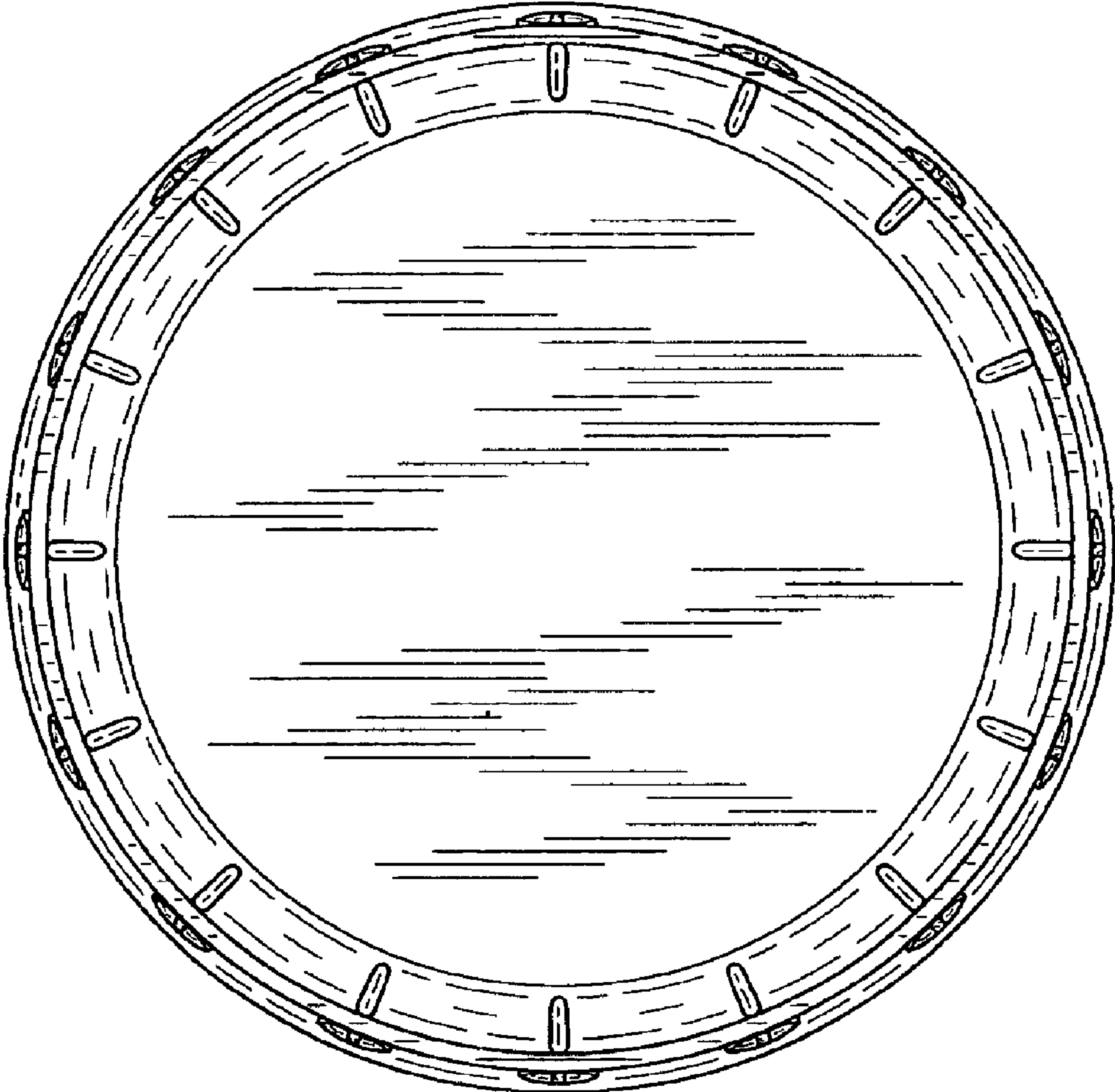




**FIG. 2**

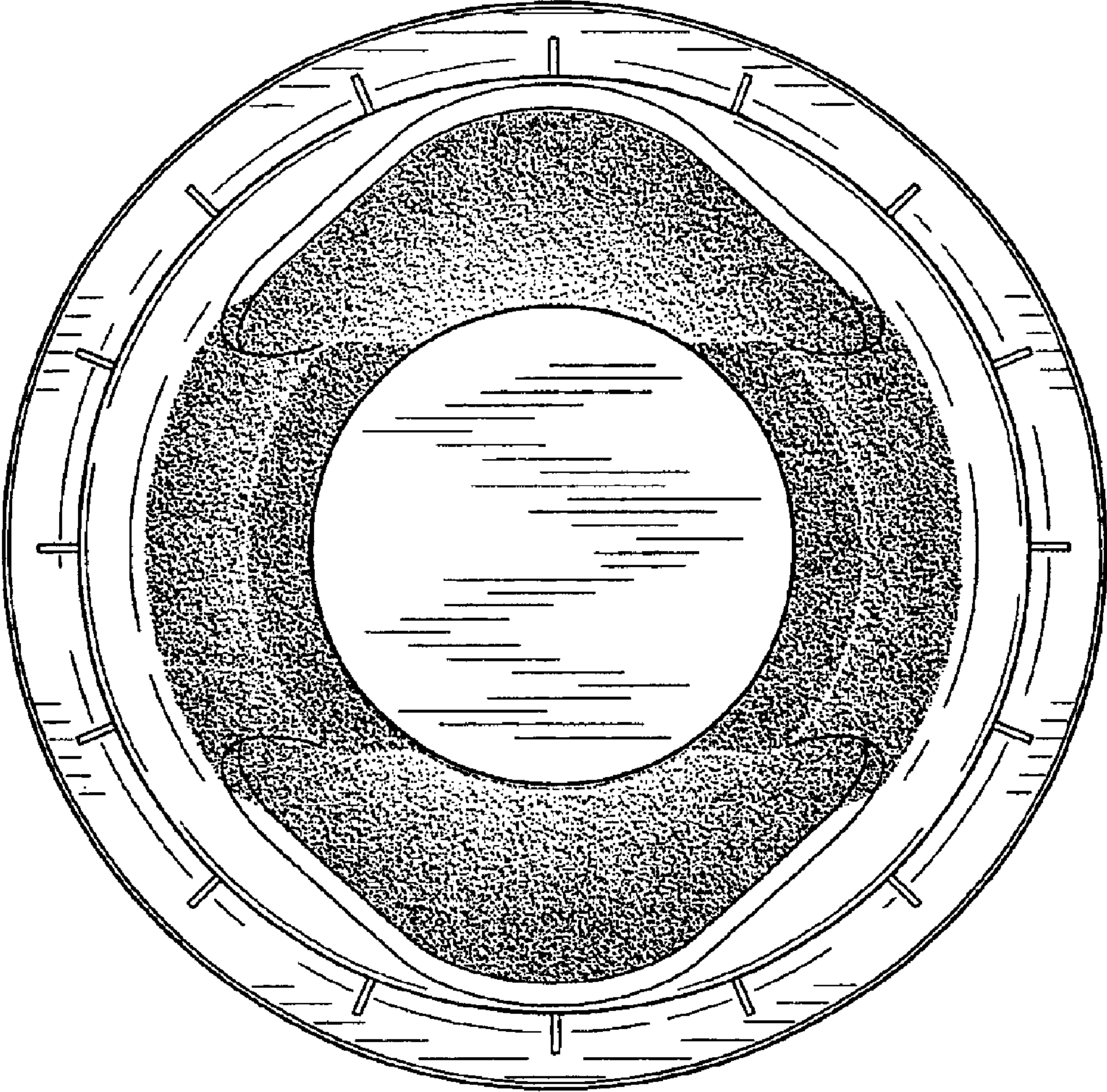


**FIG. 3**

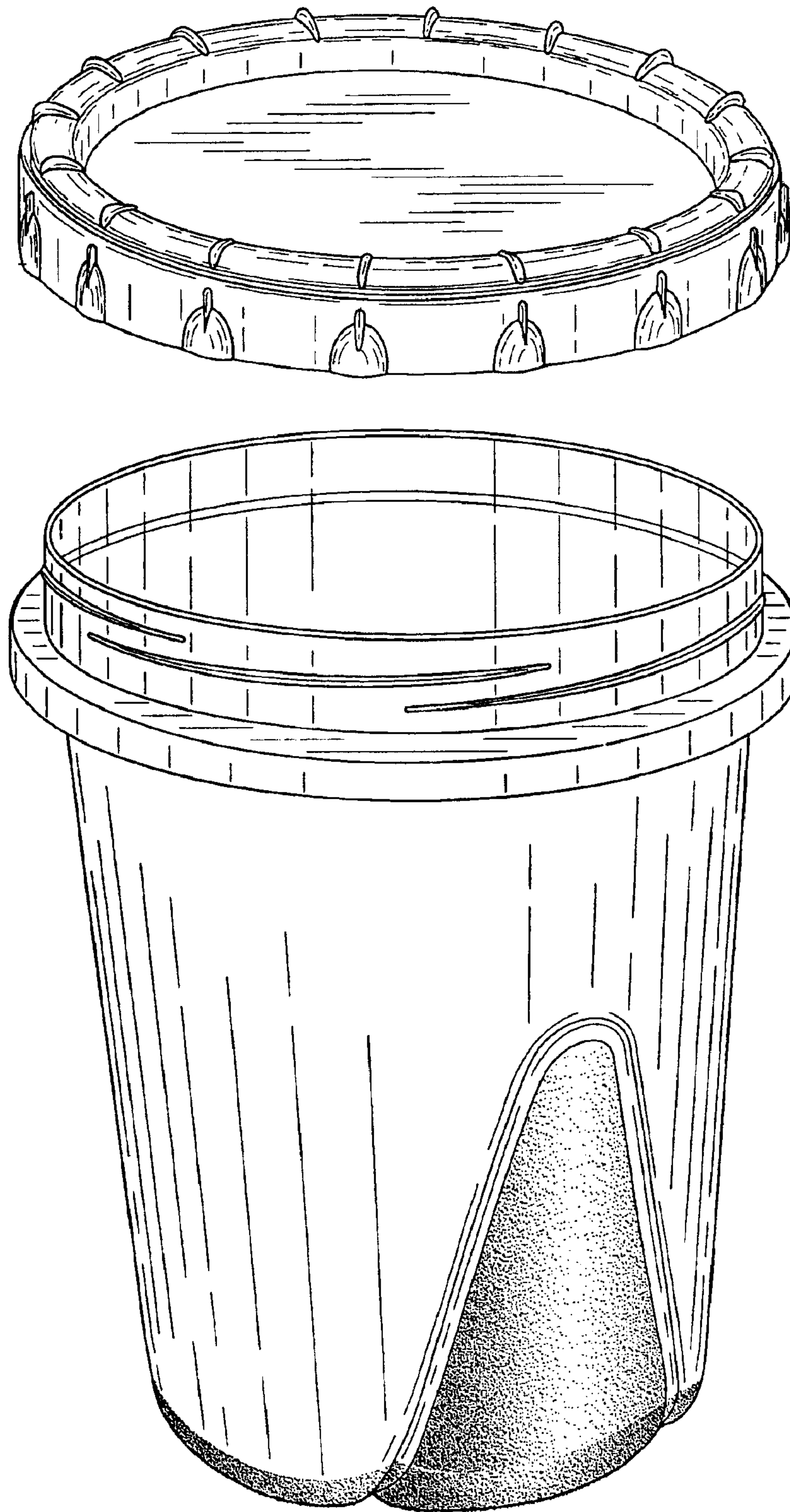


**FIG. 4**





**FIG. 5**



**FIG. 6**