

US00D506351S

(12) **United States Design Patent**
Scholze et al.

(10) **Patent No.:** **US D506,351 S**
(45) **Date of Patent:** **** Jun. 21, 2005**

- (54) **POT**
- (75) Inventors: **Jeanne Mynatt Scholze**, South
Pittsburg, TN (US); **Jeffrey Logan**
Cole, Chattanooga, TN (US)
- (73) Assignee: **Lodge Manufacturing Company**,
South Pittsburg, TN (US)
- (**) Term: **14 Years**
- (21) Appl. No.: **29/212,920**
- (22) Filed: **Sep. 8, 2004**
- (51) **LOC (8) Cl.** **07-02**
- (52) **U.S. Cl.** **D7/360**
- (58) **Field of Search** D7/354, 359, 360,
D7/539, 606, 628, 391; D9/645, 646

- D94,043 S * 12/1934 Noble D9/645
- D193,690 S * 9/1962 Hayes D9/645
- D299,992 S * 2/1989 Michel D7/539
- D385,778 S * 11/1997 Luh et al. D9/645
- D423,297 S * 4/2000 Hansen D7/606
- D423,883 S * 5/2000 Hansen D7/606
- D442,834 S * 5/2001 Perez D7/628
- D478,785 S * 8/2003 Rorke et al. D7/628

* cited by examiner

Primary Examiner—Caron D. Veynar
Assistant Examiner—Vy Nguyen
(74) *Attorney, Agent, or Firm*—Kilpatrick Stockton LLP

(57) **CLAIM**

The ornamental design for a pot, as shown and described.

DESCRIPTION

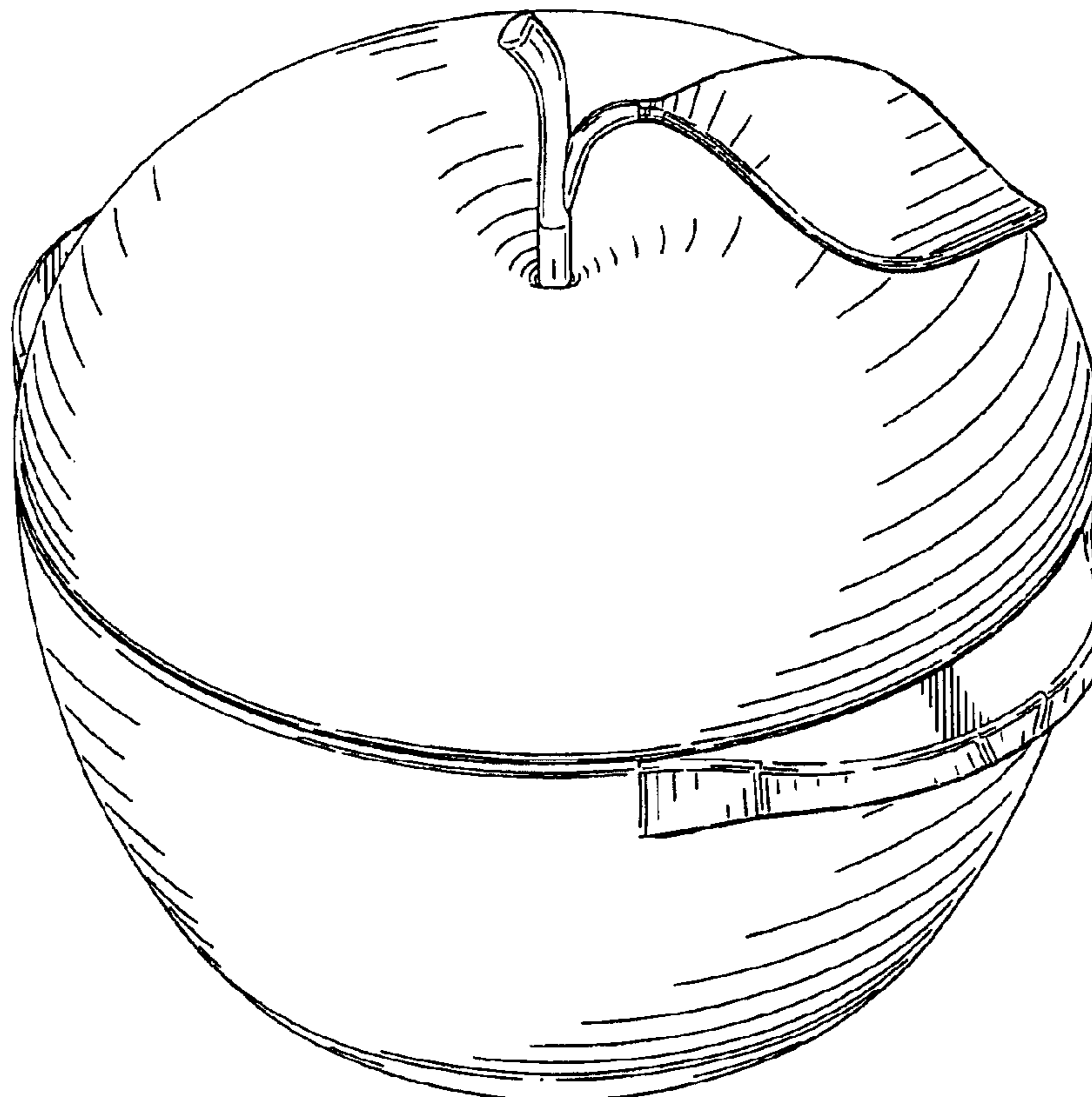
FIG. 1 shows a perspective view of a pot according to the present invention.
FIG. 2 shows a front view of the pot of FIG. 1.
FIG. 3 shows a right side view of the pot of FIG. 1.
FIG. 4 shows a rear view of the pot of FIG. 1.
FIG. 5 shows a left side view of the pot of FIG. 1; and,
FIG. 6 shows a top view of the pot of FIG. 1.

1 Claim, 6 Drawing Sheets

(56) **References Cited**

U.S. PATENT DOCUMENTS

- D12,183 S * 3/1881 Mabbett D9/645
- D59,438 S * 10/1921 Stock D9/646
- D67,216 S * 5/1925 Levey D7/628
- D67,876 S * 7/1925 Couch D7/539
- D92,145 S * 5/1934 Kinney D9/645



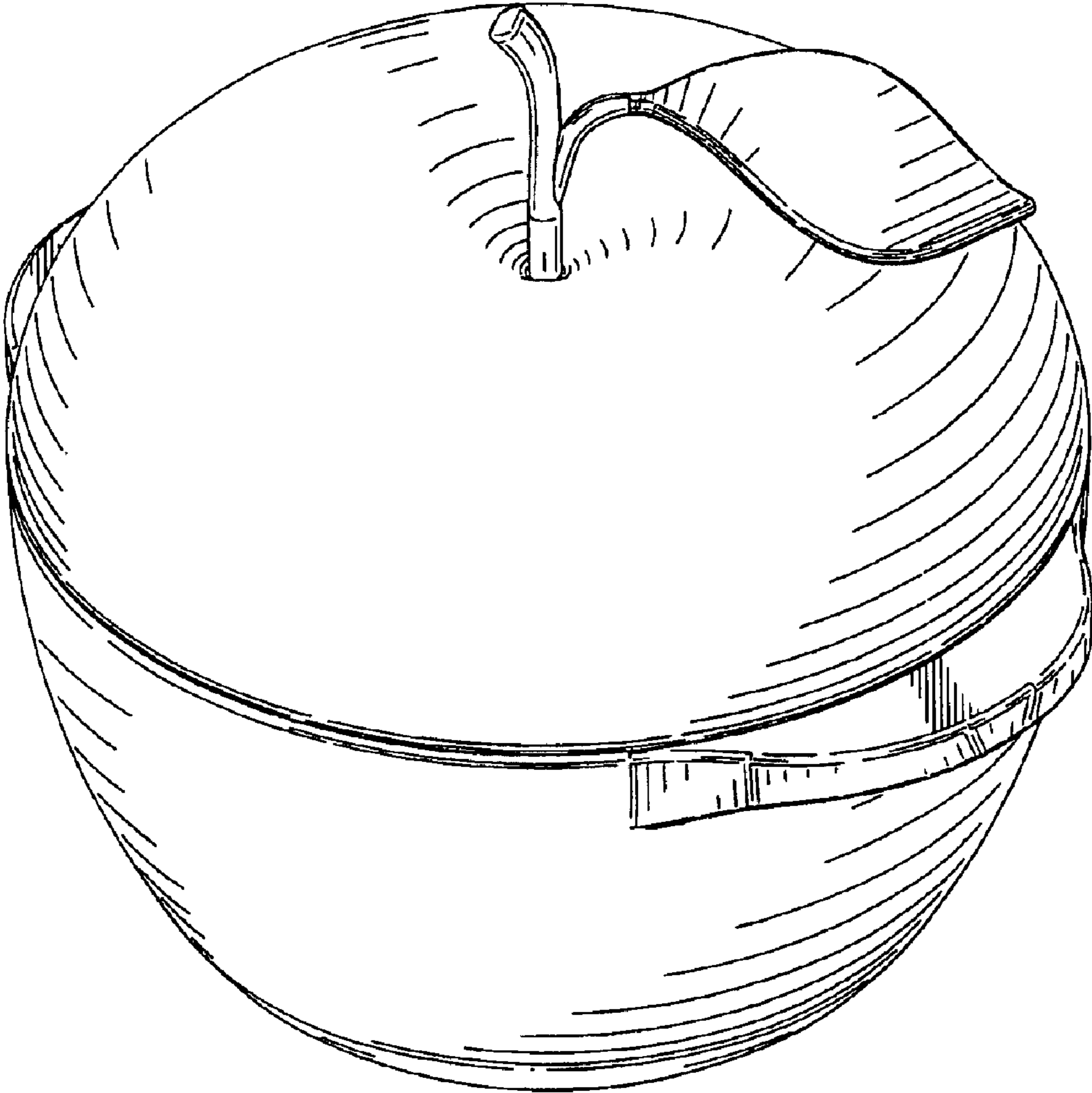


FIG. 1




FIG. 2

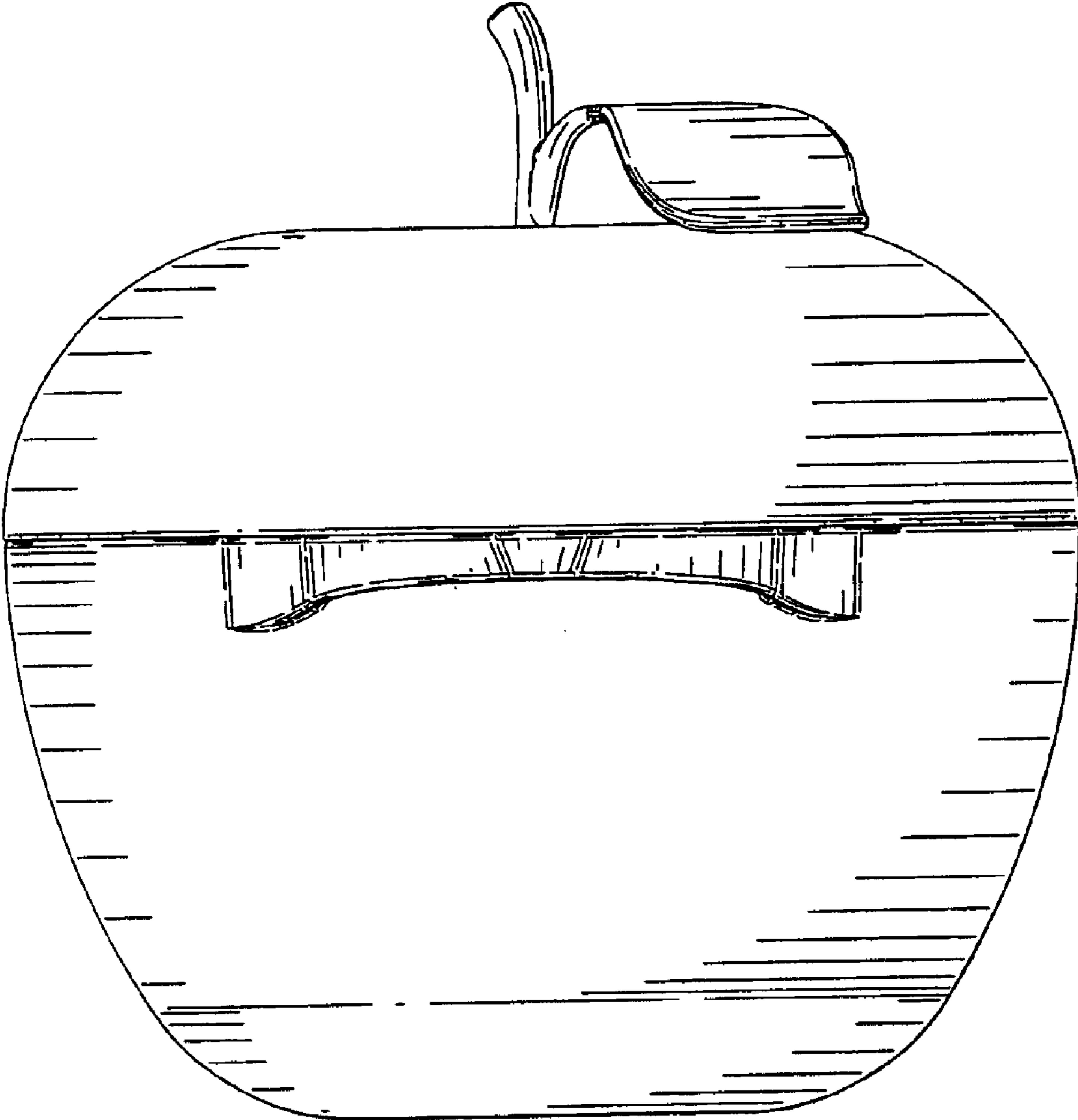


FIG. 3




FIG. 4




FIG. 5

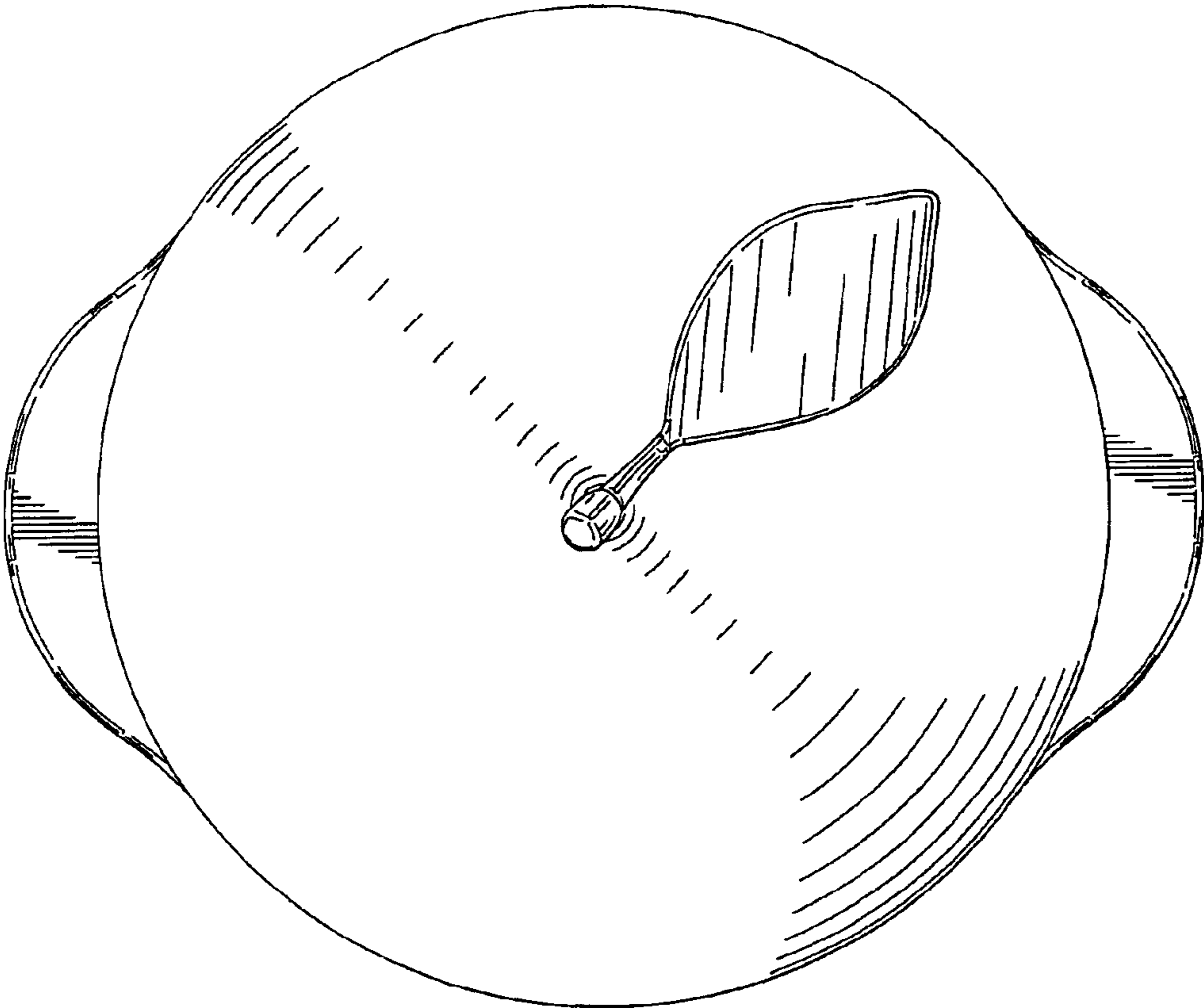


FIG. 6