

US00D506349S

(12) **United States Design Patent**
Wasserman et al.

(10) **Patent No.:** US D506,349 S
(45) **Date of Patent:** ** Jun. 21, 2005

(54) **CHAFER**

(75) Inventors: **David M. Wasserman**, Whitefish Bay, WI (US); **John A. Wojcik**, Sheboygan, WI (US); **Ronald E. Bratton**, Fort Wayne, IN (US); **William C. Lindeman**, Marshall, WI (US); **Cory R. Boudreau**, Madison, WI (US); **David E. Barnard**, Saint Paul, MN (US)

D176,993 S 2/1956 O'Connell
D213,717 S * 4/1969 Rickmeier, Jr. D7/355
D369,506 S * 5/1996 Tinius D7/355
D401,804 S * 12/1998 Tinius D7/355
D423,278 S 4/2000 Briner
D426,103 S * 6/2000 Briner D7/355
D433,272 S 11/2000 Park
D437,181 S * 2/2001 Park D7/355
D488,669 S * 4/2004 Tse D7/355

* cited by examiner

(73) Assignee: **Oshkosh Truck Corporation**, Oshkosh, WI (US)

Primary Examiner—Caron D. Veynar
(74) *Attorney, Agent, or Firm*—Foley & Lardner LLP

(**) Term: **14 Years**

(57) **CLAIM**

(21) Appl. No.: **29/193,278**

We claim the ornamental design for a chafer, as shown and described.

(22) Filed: **Nov. 6, 2003**

DESCRIPTION

(51) **LOC (8) Cl.** **07-02**
(52) **U.S. Cl.** **D7/355; D7/366**
(58) **Field of Search** D7/323, 354-361, D7/365-367; 99/324, 339, 340, 357; 219/620-622, 429-438, 451.1; 220/573.1-574, 252; 248/147

FIG. 1 is a top perspective view of one embodiment of design for a chafer of the present invention; FIG. 2 is a top plan view thereof; FIG. 3 is a front elevational view thereof; FIG. 4 is a right end elevational view thereof, the left end elevational view being a mirror image of the right end elevational view shown; FIG. 5 is a rear elevational view thereof; and, FIG. 6 is a bottom plan view thereof.

(56) **References Cited**

U.S. PATENT DOCUMENTS

D29,879 S 12/1898 Wojdkow
D42,277 S 3/1912 Farr
D91,774 S 3/1934 Fukal
D146,832 S * 5/1947 O'Connell D7/355
D150,157 S 7/1948 O'Connell
D169,166 S 3/1953 O'Connell

The ornamental design which is claimed is shown in solid lines in the drawings. The broken lines in the drawings are for illustrative purposes only and form no part of the claimed design.

1 Claim, 6 Drawing Sheets

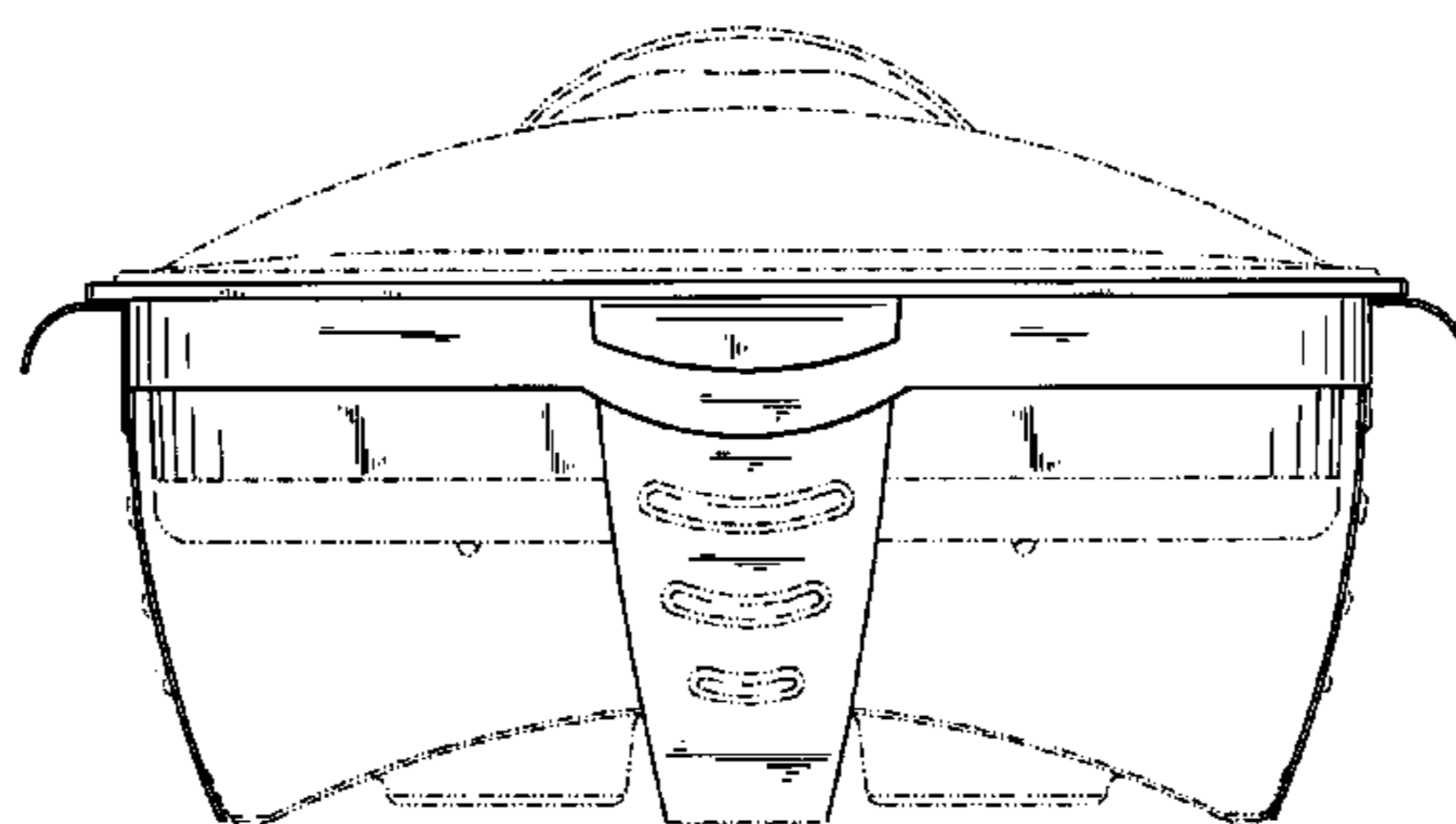

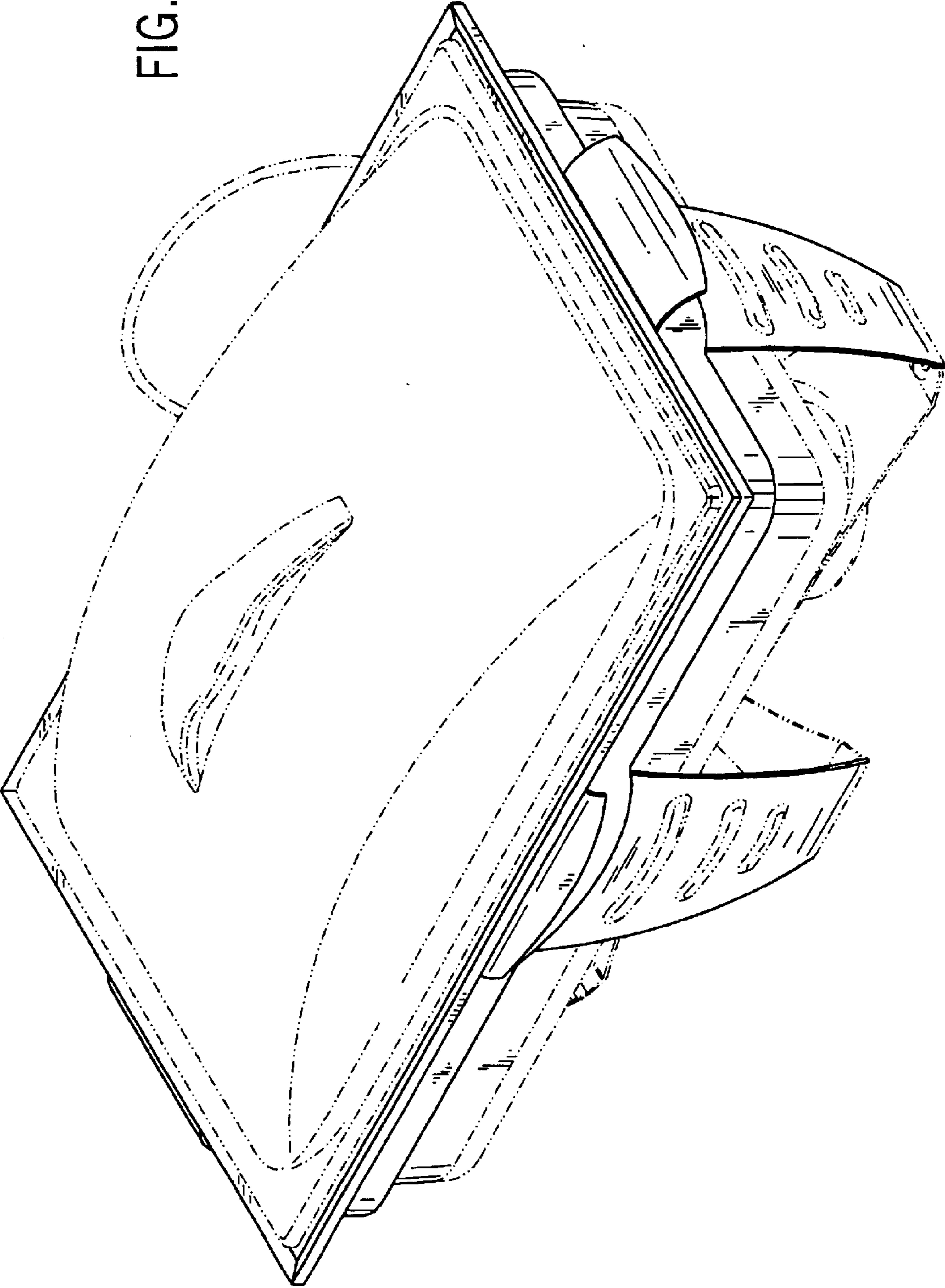


FIG. 1



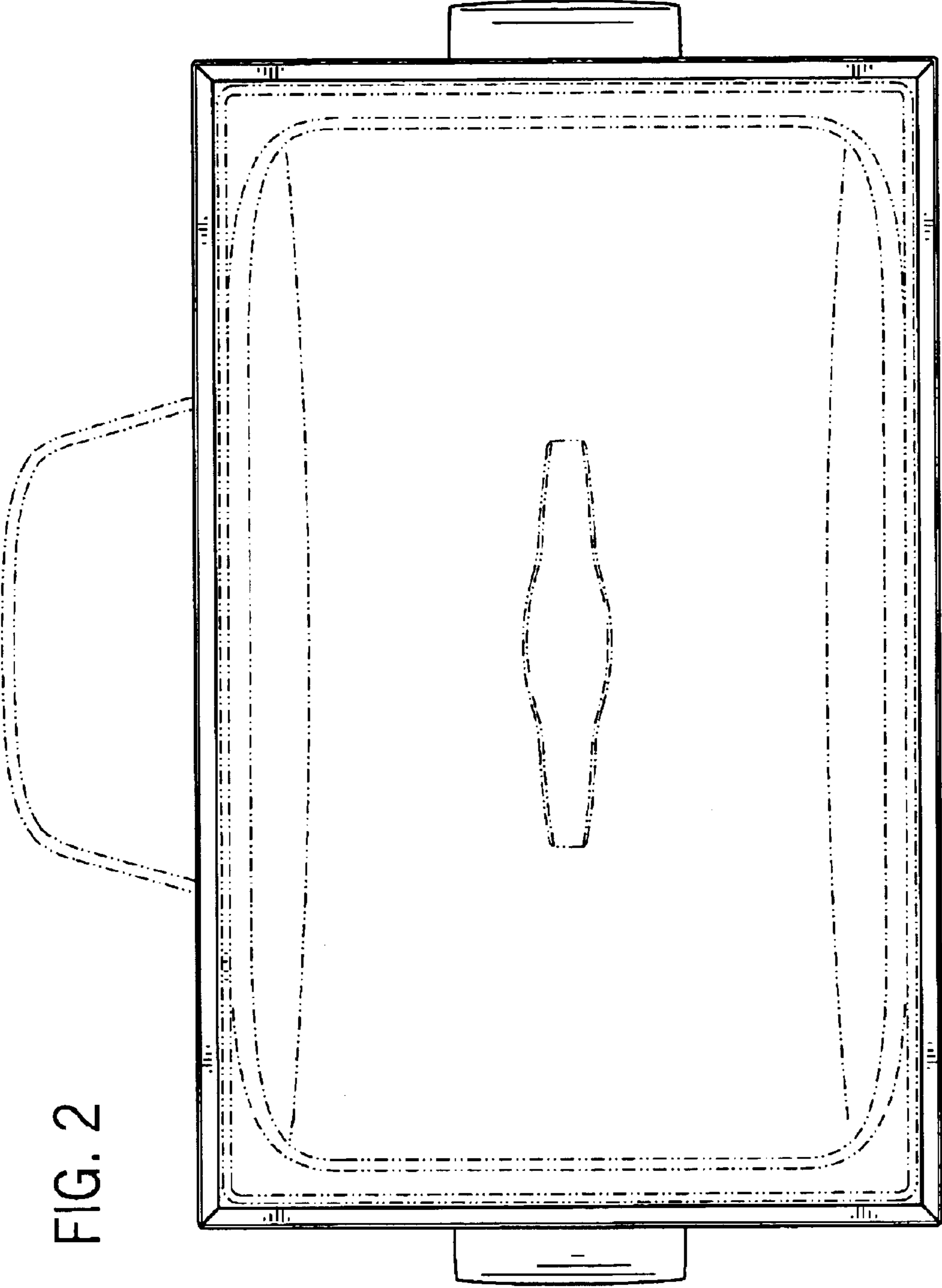


FIG. 2

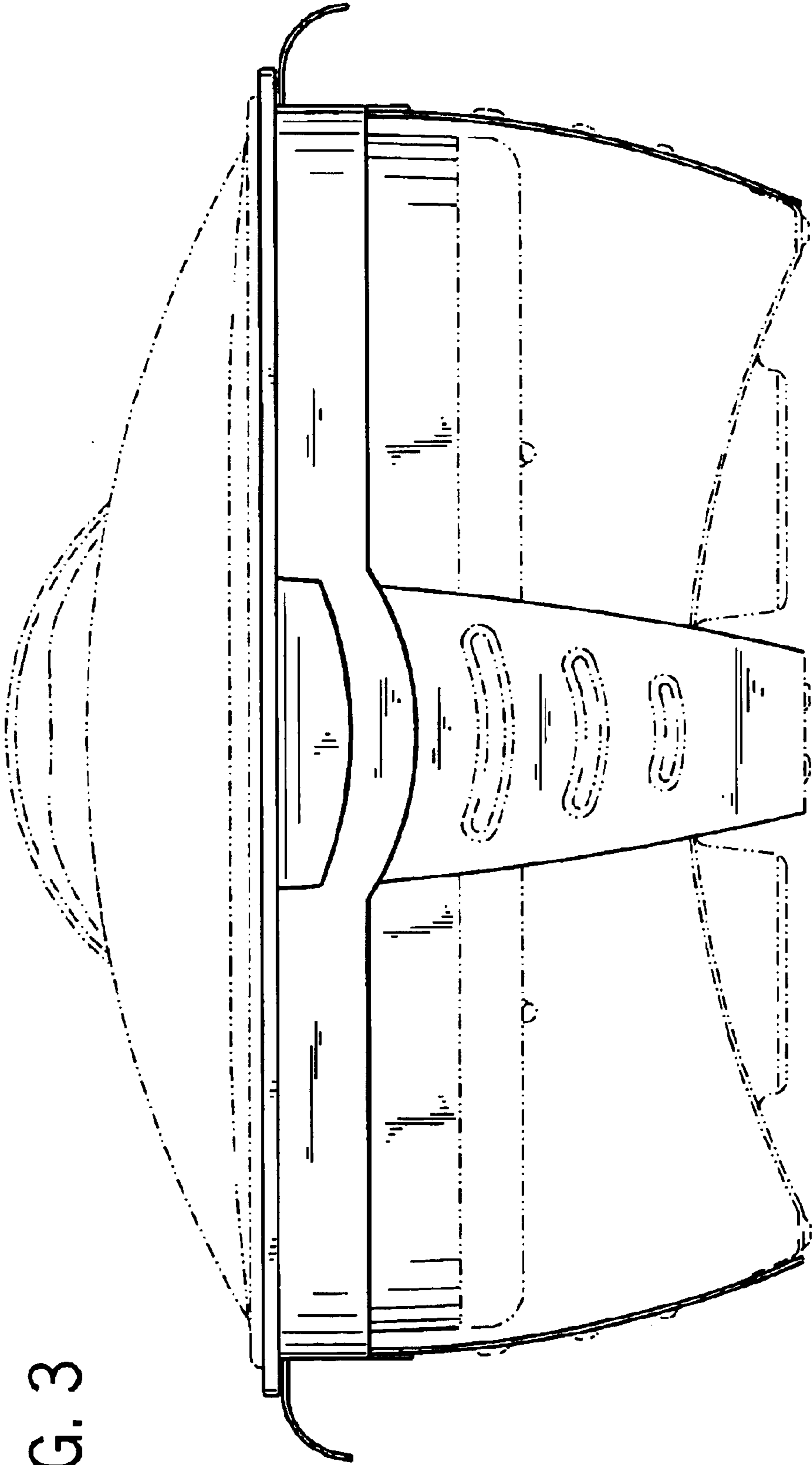


FIG. 3

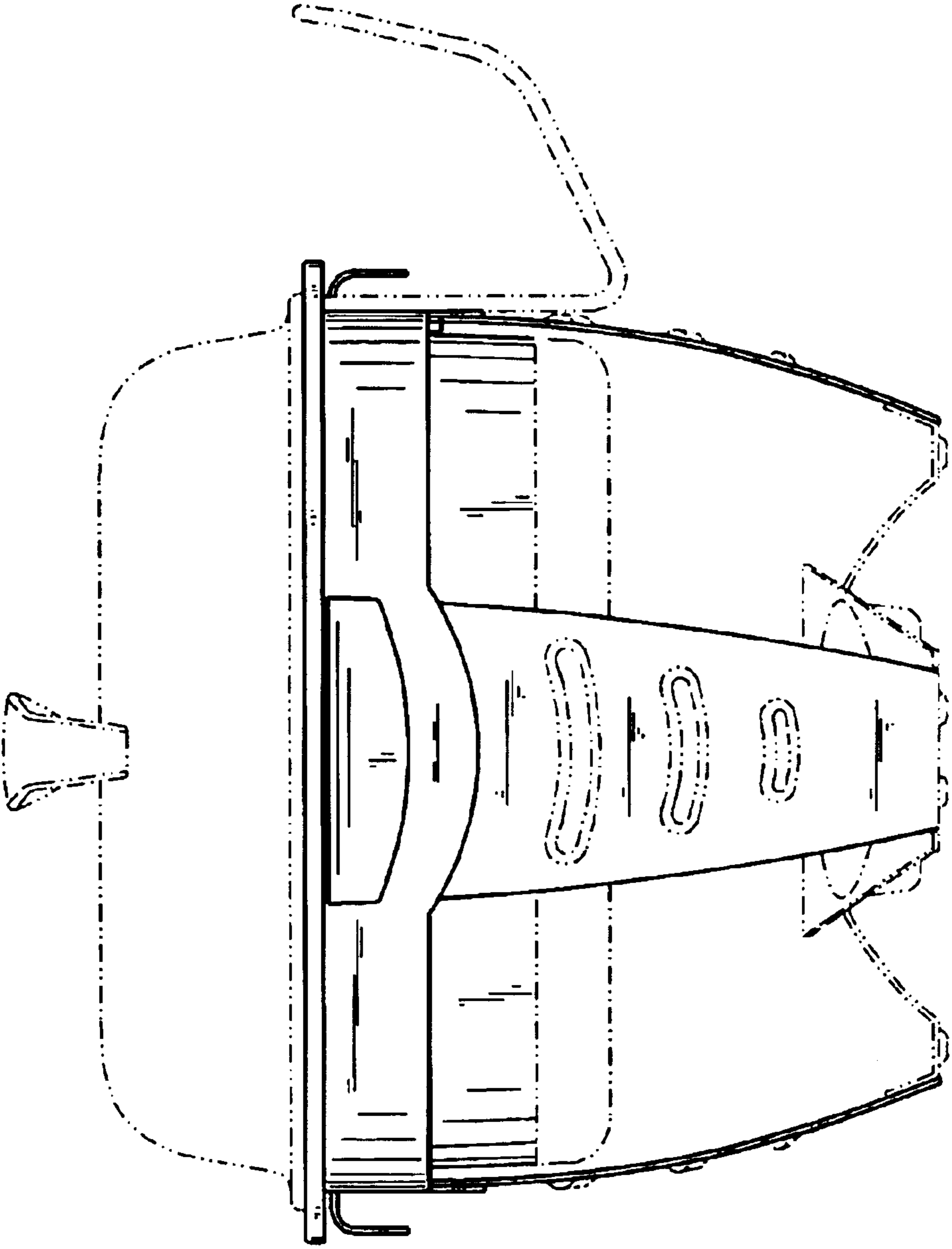


FIG. 4

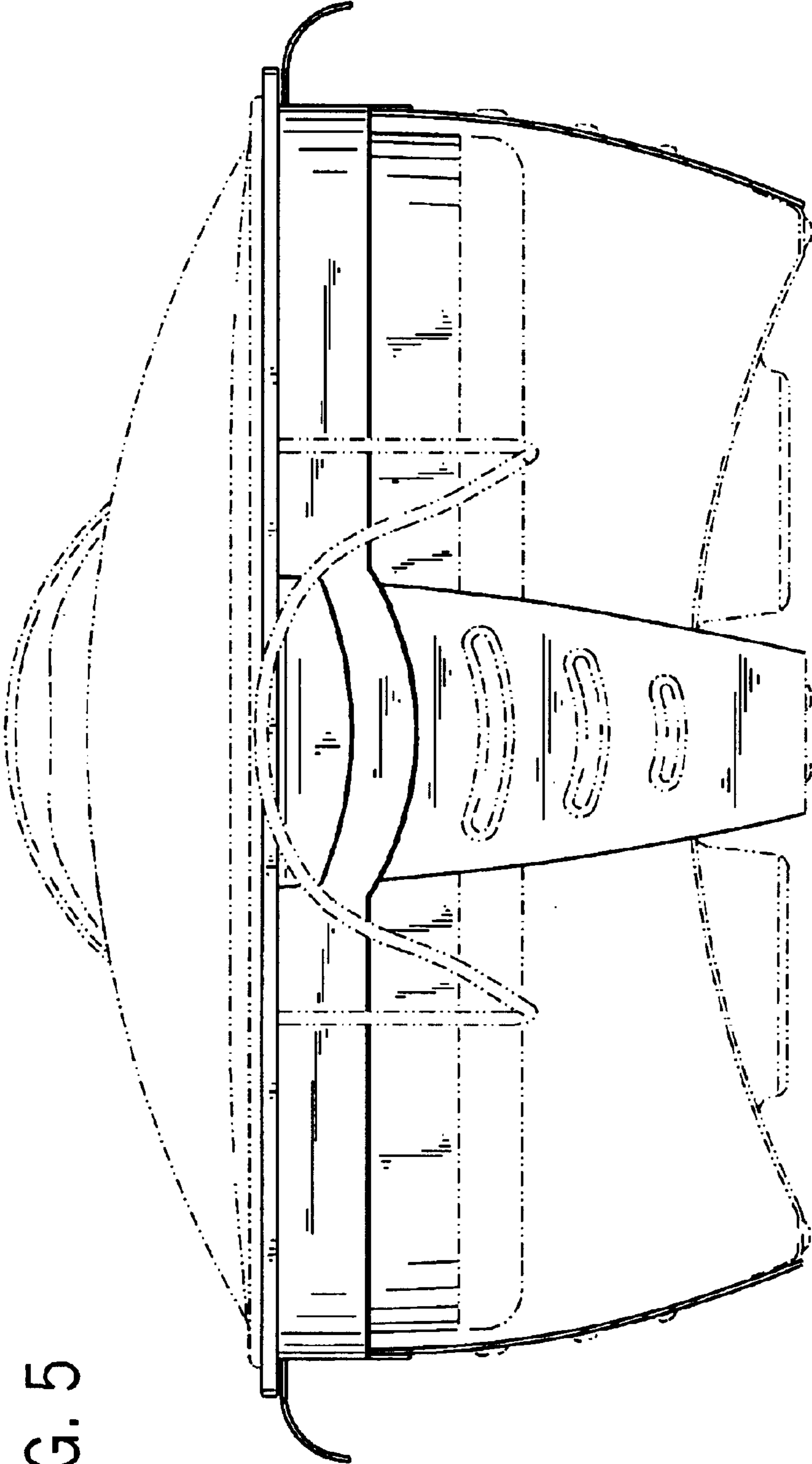


FIG. 5

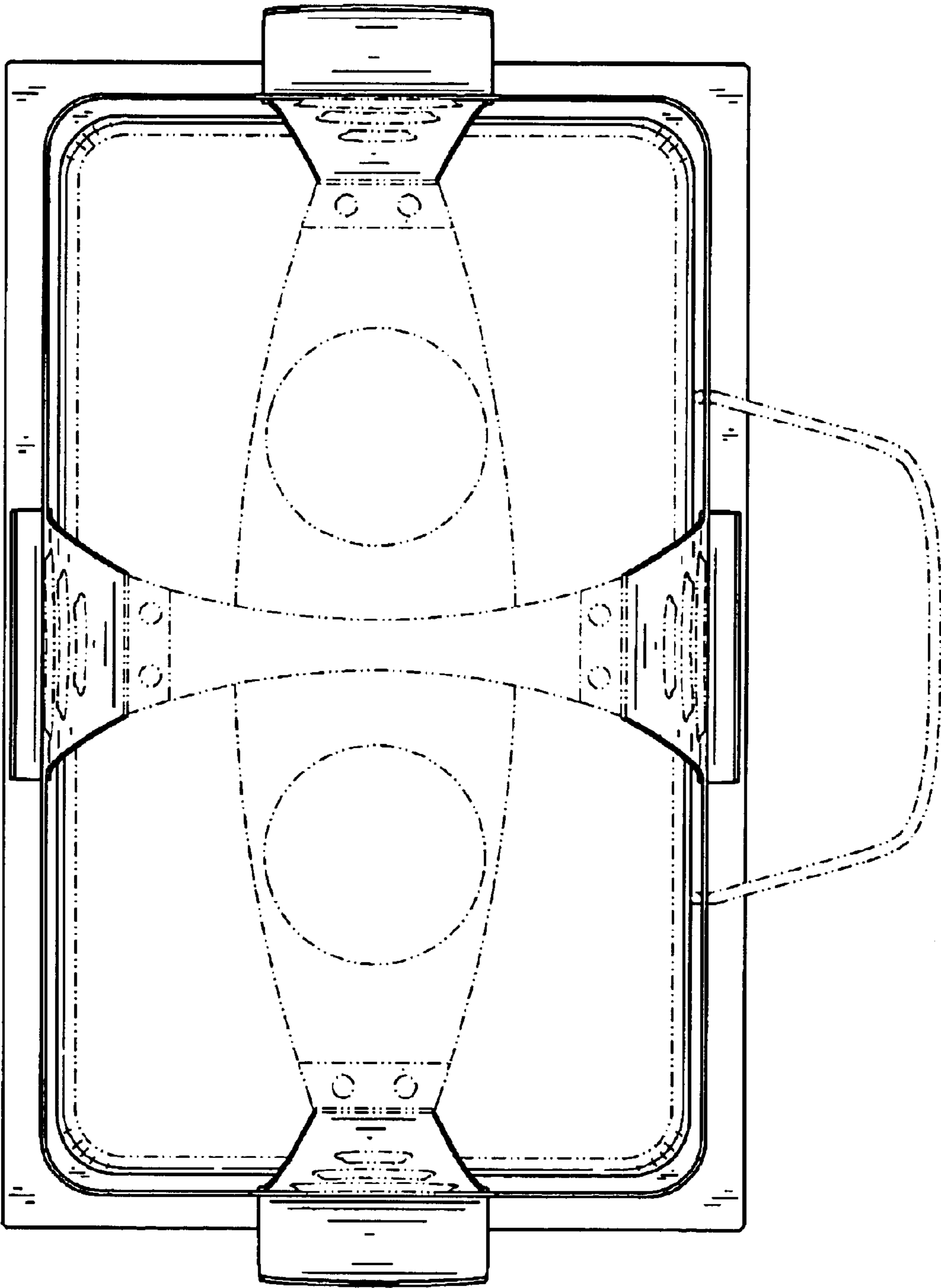


FIG. 6

UNITED STATES PATENT AND TRADEMARK OFFICE
CERTIFICATE OF CORRECTION

PATENT NO. : Des. 506,349 S
DATED : June 21, 2005
INVENTOR(S) : David M. Wasserman et al.

Page 1 of 1

It is certified that error appears in the above-identified patent and that said Letters Patent is hereby corrected as shown below:

Title page.

Item [73], Assignee, should read -- **The Vollrath Company, L.L.C.** --.

Signed and Sealed this

Fourth Day of October, 2005

A handwritten signature in black ink on a light gray dotted background. The signature reads "Jon W. Dudas" in a cursive style.

JON W. DUDAS

Director of the United States Patent and Trademark Office