



US00D506338S

(12) **United States Design Patent** (10) **Patent No.:** **US D506,338 S**  
**Gasser** (45) **Date of Patent:** **\*\* Jun. 21, 2005**

(54) **CHAIR BACK**

(75) Inventor: **Mark E. Gasser**, Hubbard, OH (US)

(73) Assignee: **Gasser Chair Company, Inc.**,  
Youngstown, OH (US)

(\*\*) Term: **14 Years**

(21) Appl. No.: **29/186,288**

(22) Filed: **Jul. 14, 2003**

(51) **LOC (8) Cl.** ..... **06-01**

(52) **U.S. Cl.** ..... **D6/502**

(58) **Field of Search** ..... D6/334, 335, 369,  
D6/372, 374, 376, 379, 380, 500, 501,  
502; 297/445.1, 446.1, 452.12, 452.26,  
452.48

(56) **References Cited**

**U.S. PATENT DOCUMENTS**

D130,925 S	*	12/1941	Roth	.....	D6/372
D149,652 S	*	5/1948	Kipp	.....	D6/372
D345,477 S		3/1994	Infanti		
D345,478 S		3/1994	Infanti		
D356,224 S	*	3/1995	McGuire	.....	D6/502
D358,268 S	*	5/1995	Kirchner et al.	.....	D6/380
D414,047 S	*	9/1999	Mendoza	.....	D6/376
D434,240 S	*	11/2000	Tseng	.....	D6/376
D441,557 S	*	5/2001	Glass	.....	D6/374
D456,190 S	*	4/2002	Swy et al.	.....	D6/502
D469,621 S	*	2/2003	Kita	.....	D6/380

**OTHER PUBLICATIONS**

Smith & Watson catalog, p. 12, Chair D-340 at top left.\*  
Excerpts of Fast Garden 1998 Catalog.  
Excerpts from Shelby Williams website printed Jun. 21,  
2002.

Excerpts from Infanti website printed Jun. 21, 2002.

Excerpts from Classico Seating website printed Jun. 21,  
2002.

Excerpts from MLP Seating Corp. website printed Jun. 21,  
2002.

Excerpts from Top Line Seating website printed Jun. 21,  
2002.

Excerpts from Top Line Seating Catalog of unknown pub-  
lication date.

Catalogs and other materials depicting chairs manufactured  
by Gasser Chair, Shelby Williams, Pinnacle Furnishings,  
MLP Seating, and Top Line Seating.

\* cited by examiner

*Primary Examiner*—Gary D. Watson

(74) *Attorney, Agent, or Firm*—Lerner, David, Littenberg,  
Krumholz & Mentlik, LLP

(57) **CLAIM**

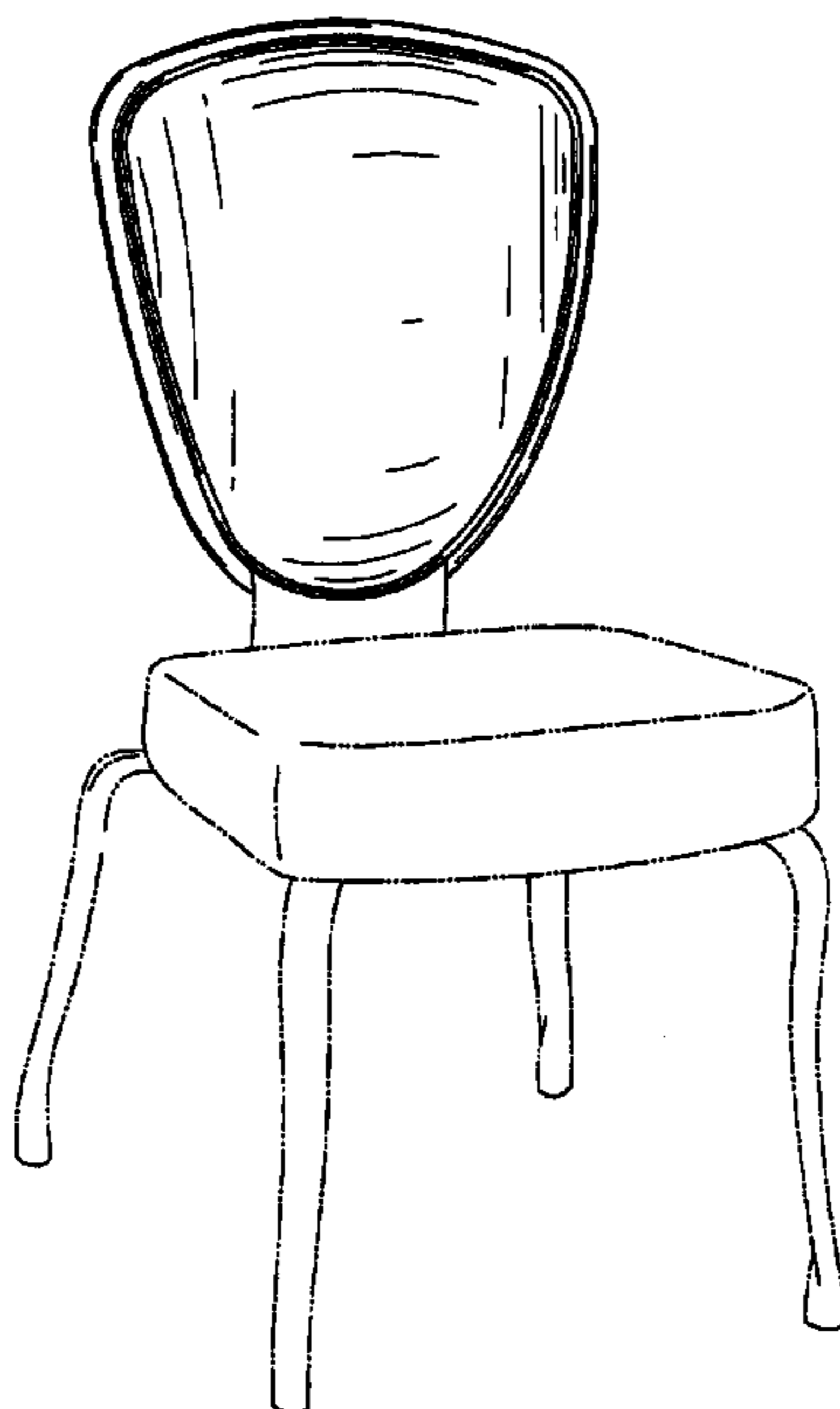
The ornamental design for a chair back, as shown and  
described.

**DESCRIPTION**

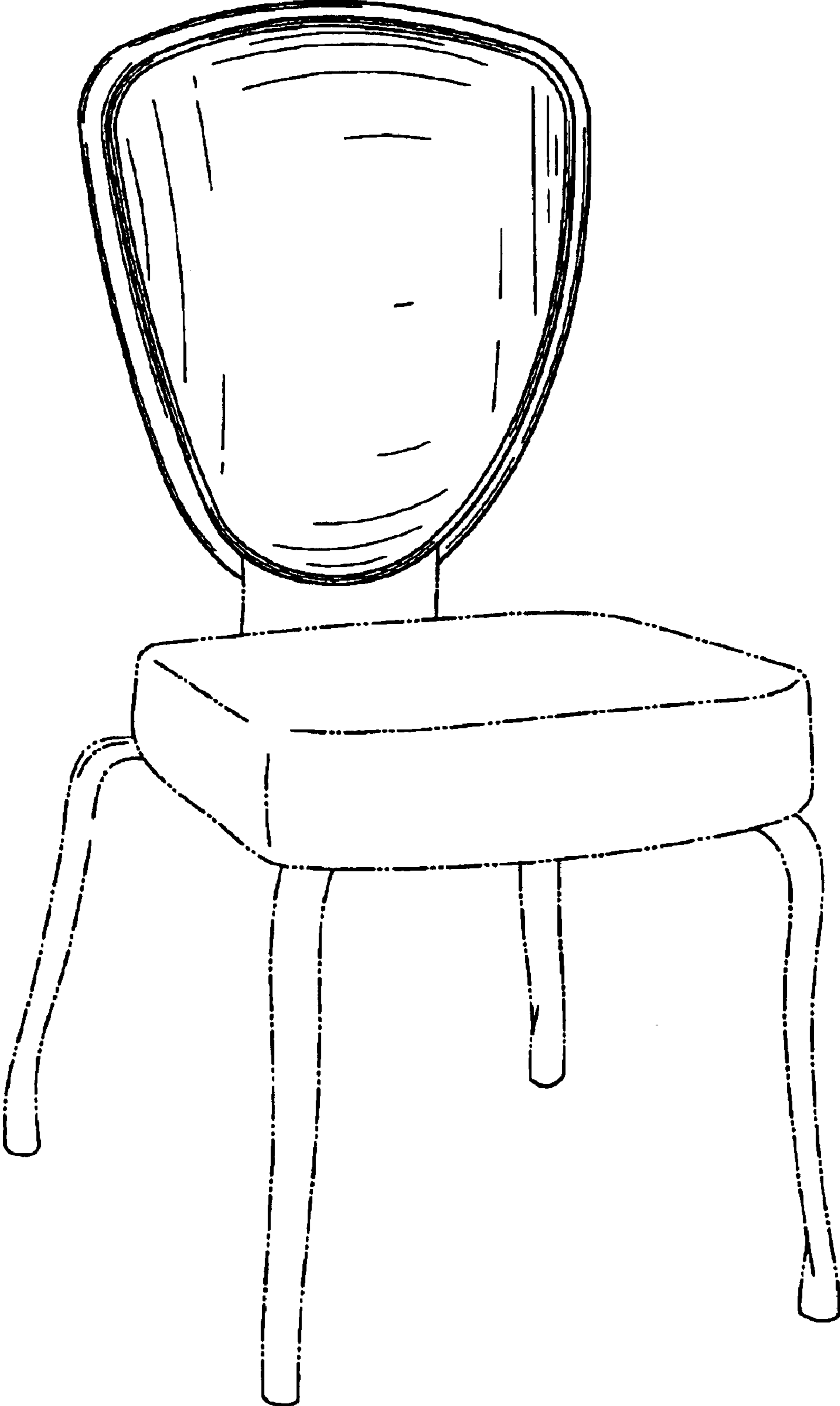
FIG. 1 is a perspective view of the present invention;  
FIG. 2 is a front elevational view thereof;  
FIG. 3 is a rear elevational view thereof;  
FIG. 4 is a right-side elevational view thereof (the left-side  
elevational view being a mirror image);  
FIG. 5 is a top plan view thereof; and,  
FIG. 6 is a bottom plan view thereof.

The broken lines shown are for illustrative purposes only  
and form no part of the claimed design.

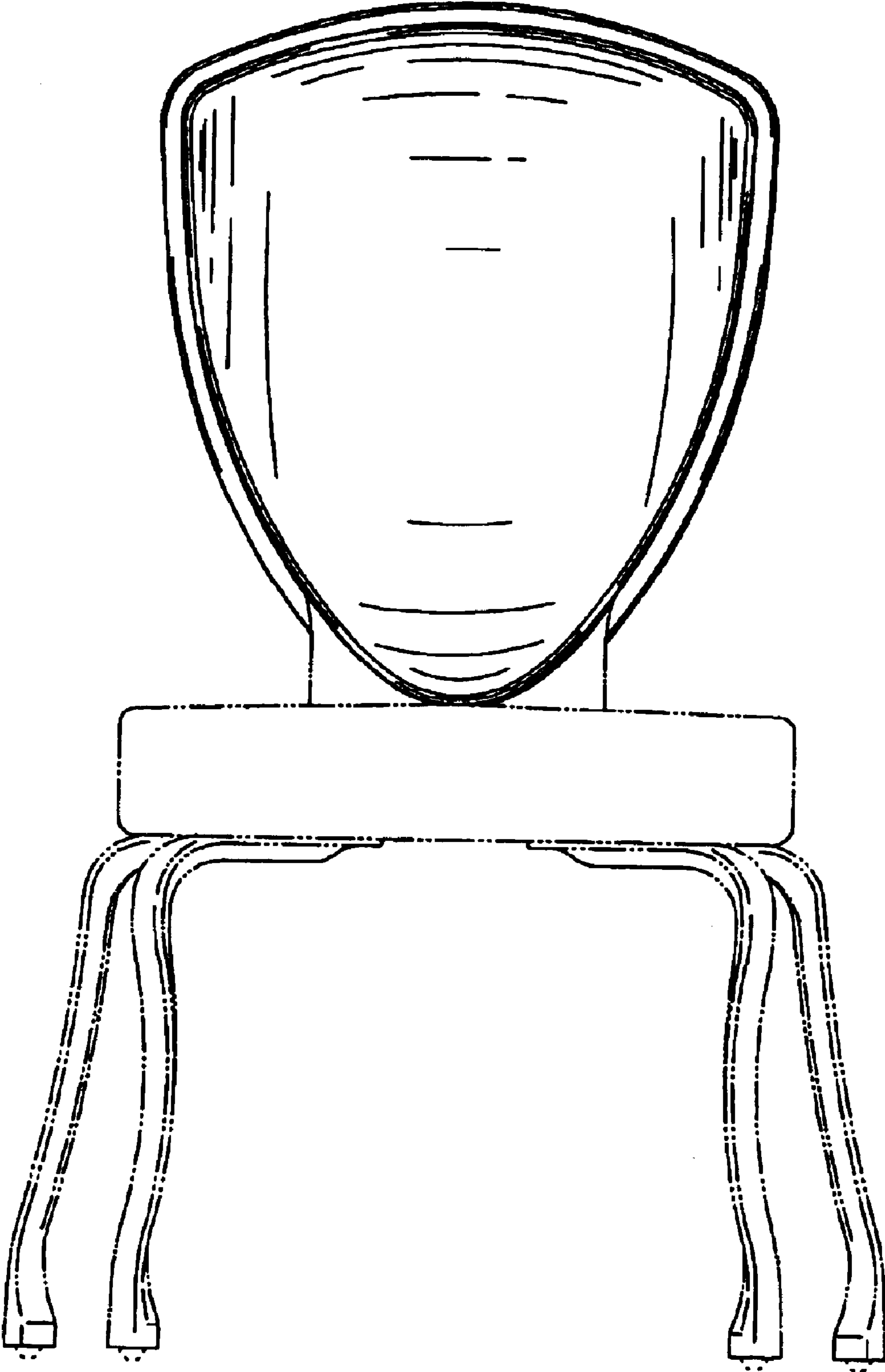
**1 Claim, 5 Drawing Sheets**



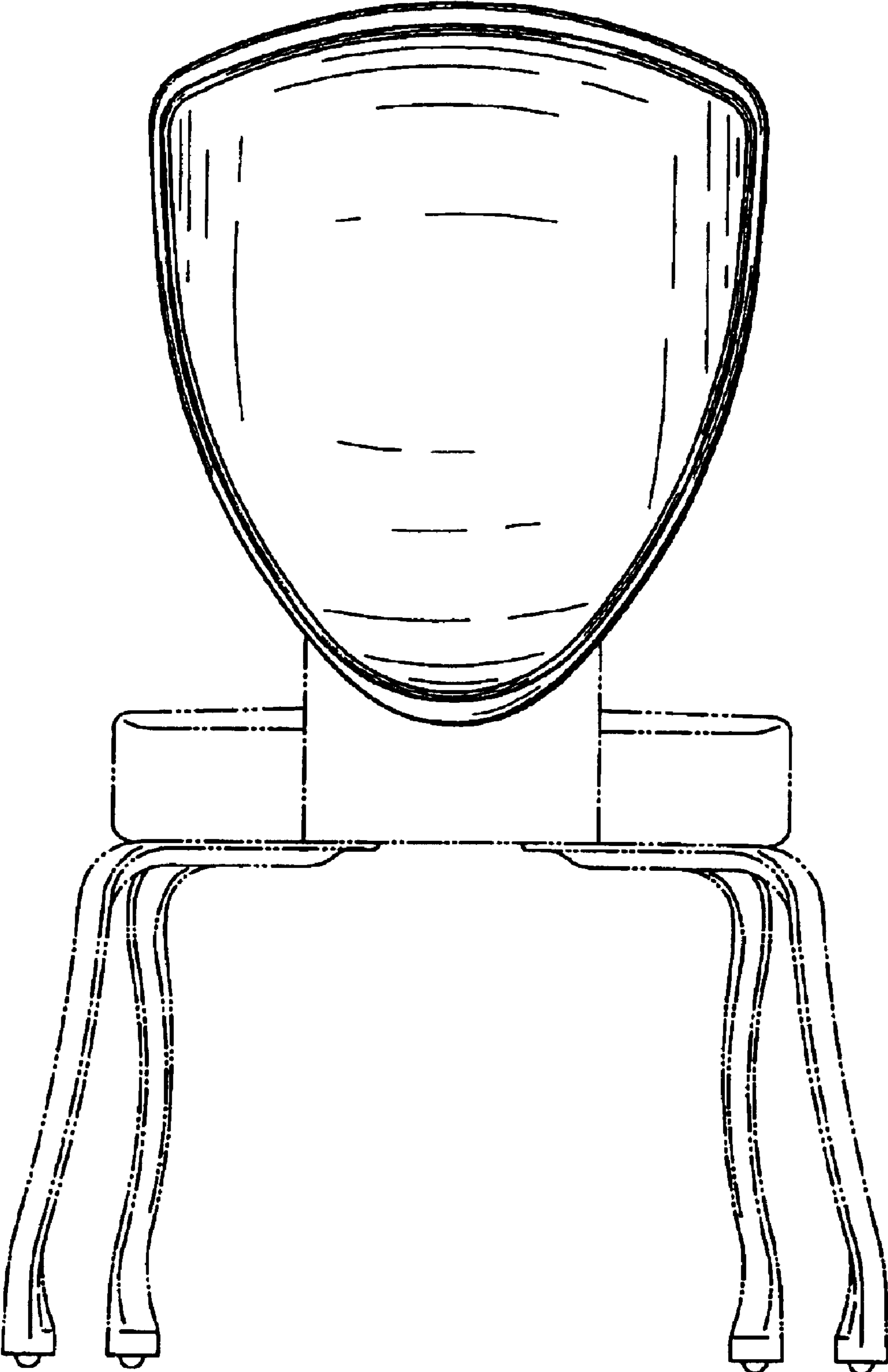
**FIG. 1**



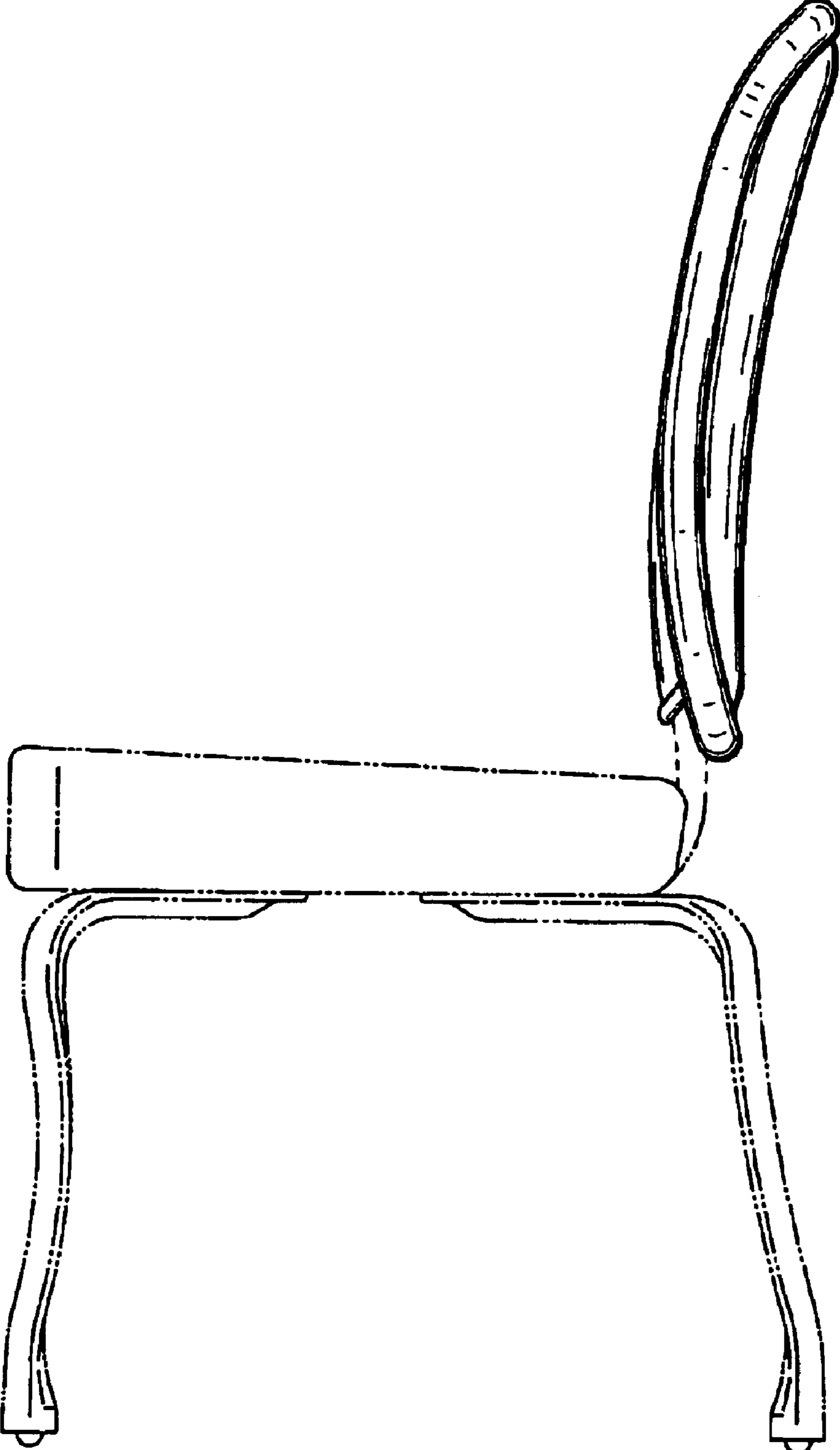
**FIG. 2**




**FIG. 3**



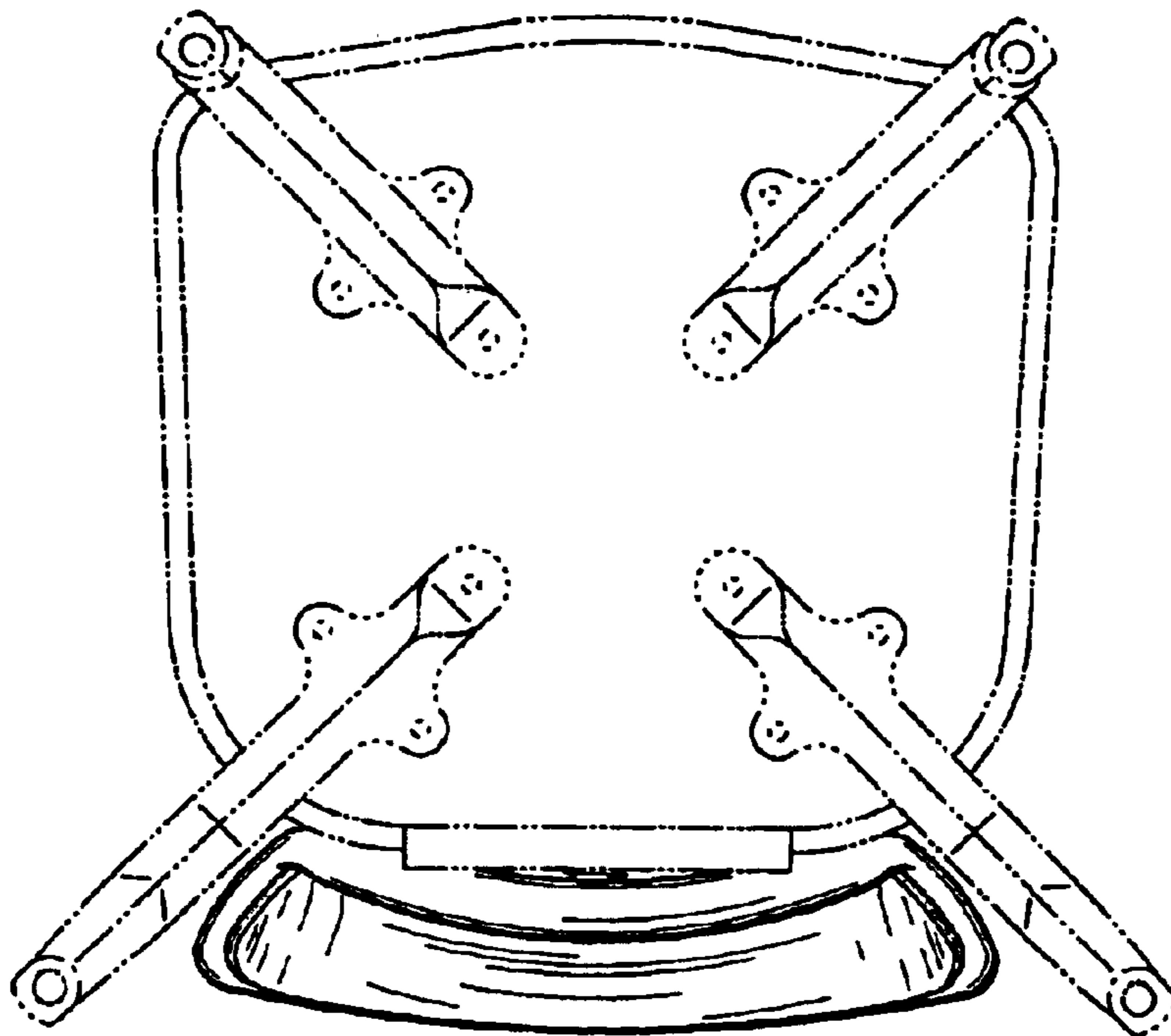
**FIG. 4**



**FIG. 5**



**FIG. 6**



UNITED STATES PATENT AND TRADEMARK OFFICE  
**CERTIFICATE OF CORRECTION**

PATENT NO. : Des. 506,338 S  
DATED : June 21, 2005  
INVENTOR(S) : Mark E. Gasser

Page 1 of 1

It is certified that error appears in the above-identified patent and that said Letters Patent is hereby corrected as shown below:

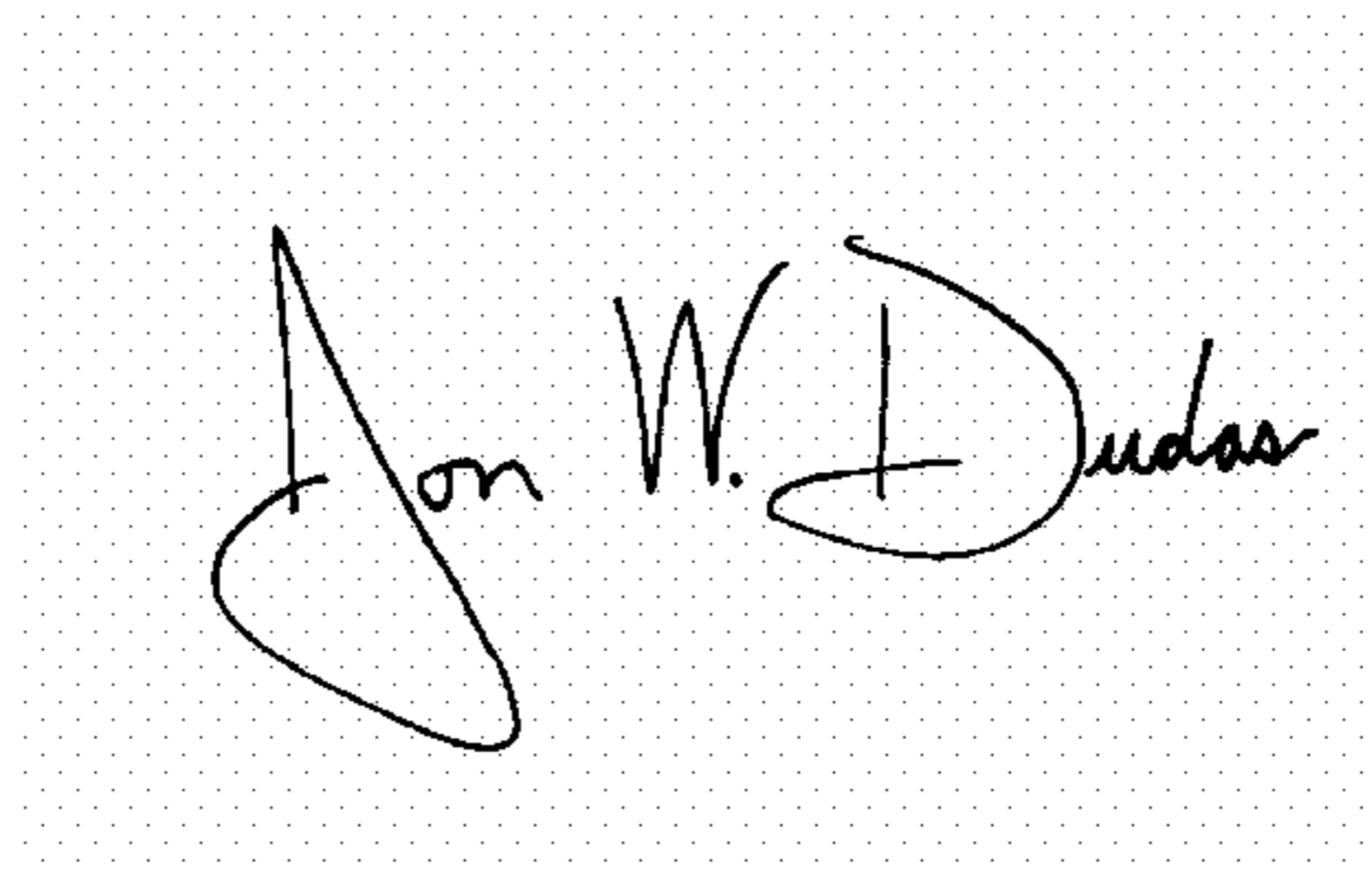
Title page,

Item [57], **DESCRIPTION,**

Line 8, please insert -- in the drawing -- after the word "shown".

Signed and Sealed this

Eleventh Day of October, 2005

A handwritten signature in black ink on a light gray dotted background. The signature reads "Jon W. Dudas" in a cursive style.

JON W. DUDAS

*Director of the United States Patent and Trademark Office*