

US00D506337S

(12) **United States Design Patent**
Wang

(10) **Patent No.:** **US D506,337 S**

(45) **Date of Patent:** **** Jun. 21, 2005**

(54) **ARMREST**

(76) **Inventor:** **Ching-Chang Wang**, No. 200, Lane
545, Section 1, Yunghsing Road, Wuchi
Town, Taichung Hsien (TW)

(**) **Term:** **14 Years**

(21) **Appl. No.:** **29/218,280**

(22) **Filed:** **Nov. 29, 2004**

(51) **LOC (8) Cl.** **06-06**

(52) **U.S. Cl.** **D6/501; D6/366**

(58) **Field of Search** D6/334, 364, 365,
D6/366, 367, 500, 501, 502; 297/411.2,
411.27, 411.35, 411.36

(56) **References Cited**

U.S. PATENT DOCUMENTS

5,318,347	A	*	6/1994	Tseng	297/411.36
5,382,079	A	*	1/1995	Wilson et al.	297/411.36
D411,929	S	*	7/1999	Stumpf	D6/501
5,931,536	A	*	8/1999	Wu	297/411.35
5,931,537	A	*	8/1999	Gollin et al.	297/411.36
D417,349	S	*	12/1999	Donati	D6/501

D435,372	S	*	12/2000	Perl	D6/501
D439,450	S	*	3/2001	Perl	D6/501
D467,443	S	*	12/2002	Kwon	D6/366
6,619,746	B2	*	9/2003	Roslund et al.	297/411.36
2002/0070598	A1	*	6/2002	Perl	297/411.35

* cited by examiner

Primary Examiner—Mimosa De

(74) *Attorney, Agent, or Firm*—Alan D. Kamrath; Nikolai
& Mersereau, P.A.


(57) **CLAIM**

The ornamental design for armrest, as shown and described.

DESCRIPTION

FIG. 1 is a perspective view of a armrest showing my new design;
FIG. 2 is a reduced front view thereof; the opposite side being a mirror image of the shown;
FIG. 3 is a reduced left view thereof;
FIG. 4 is a reduced right view thereof;
FIG. 5 is a reduced top view thereof; and,
FIG. 6 is a reduced bottom view thereof.

1 Claim, 2 Drawing Sheets



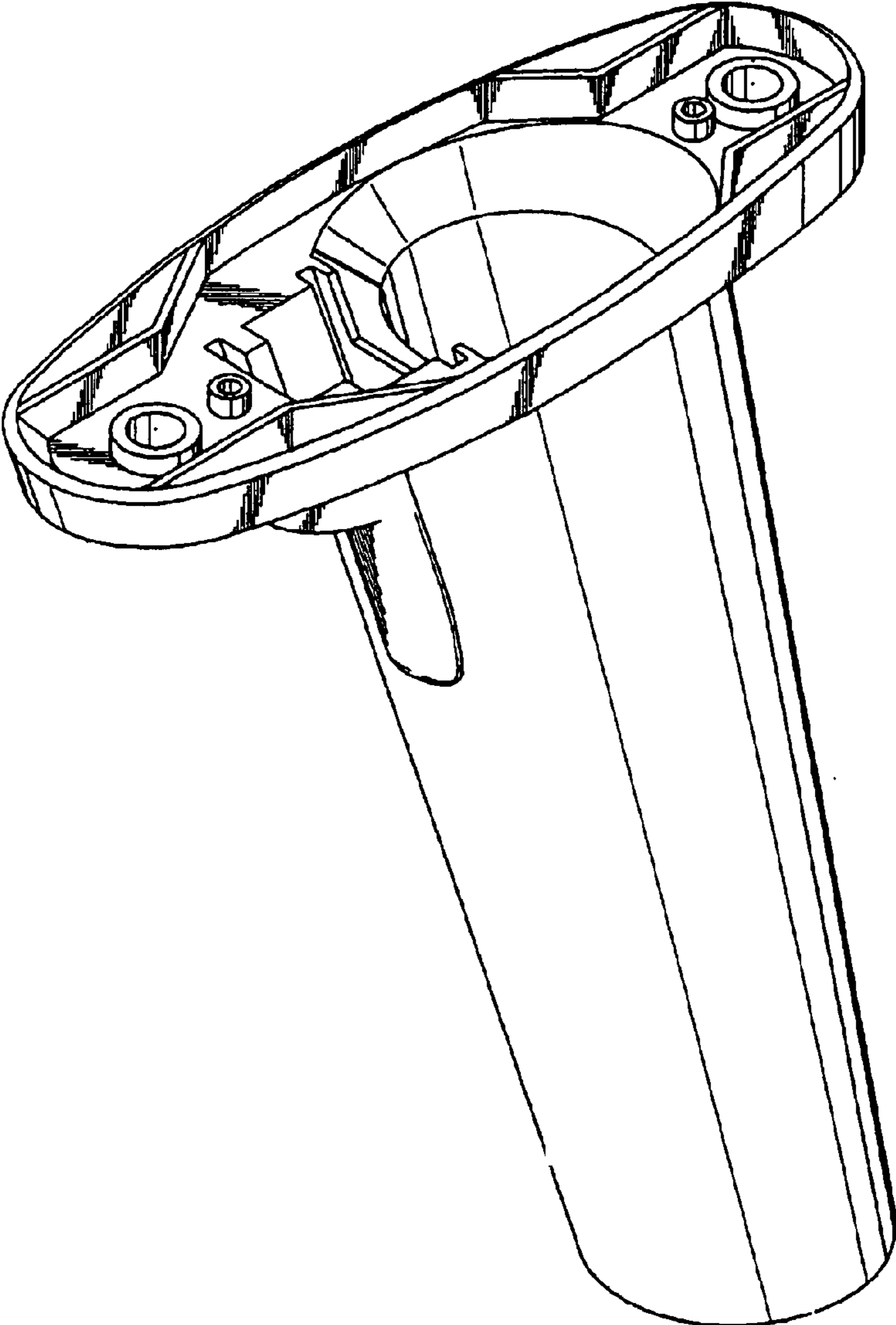


Fig. 1

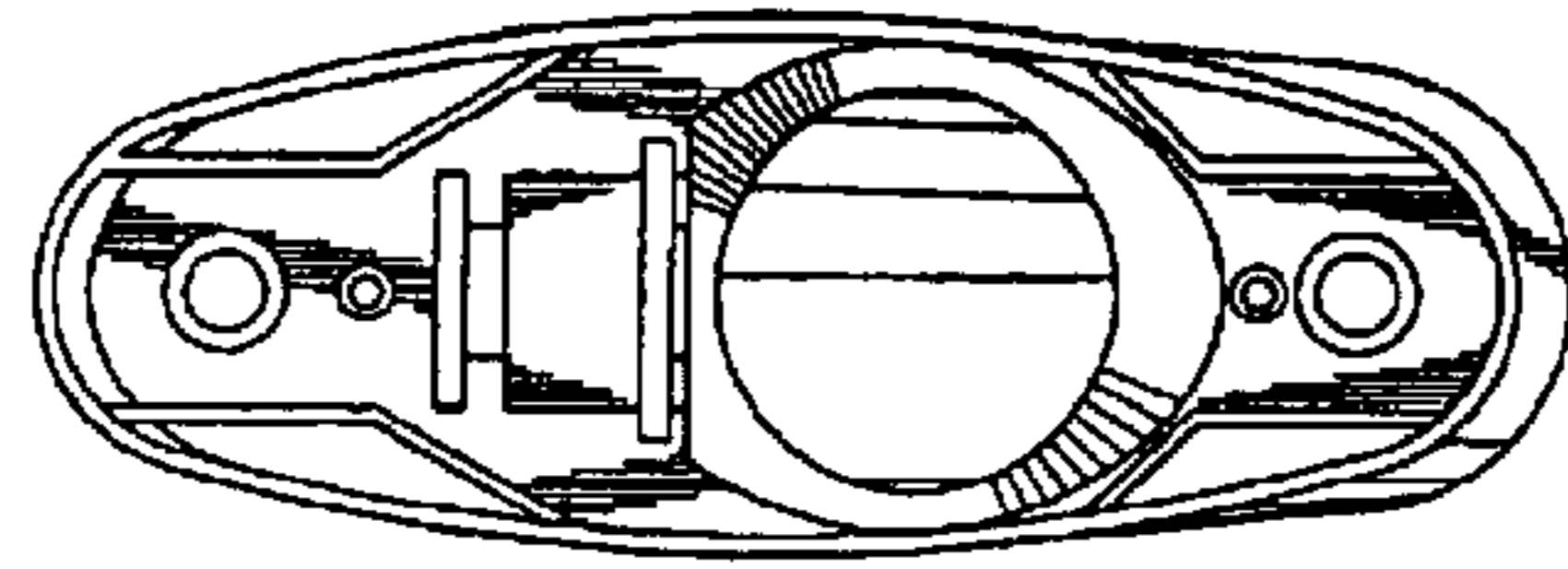


Fig. 5

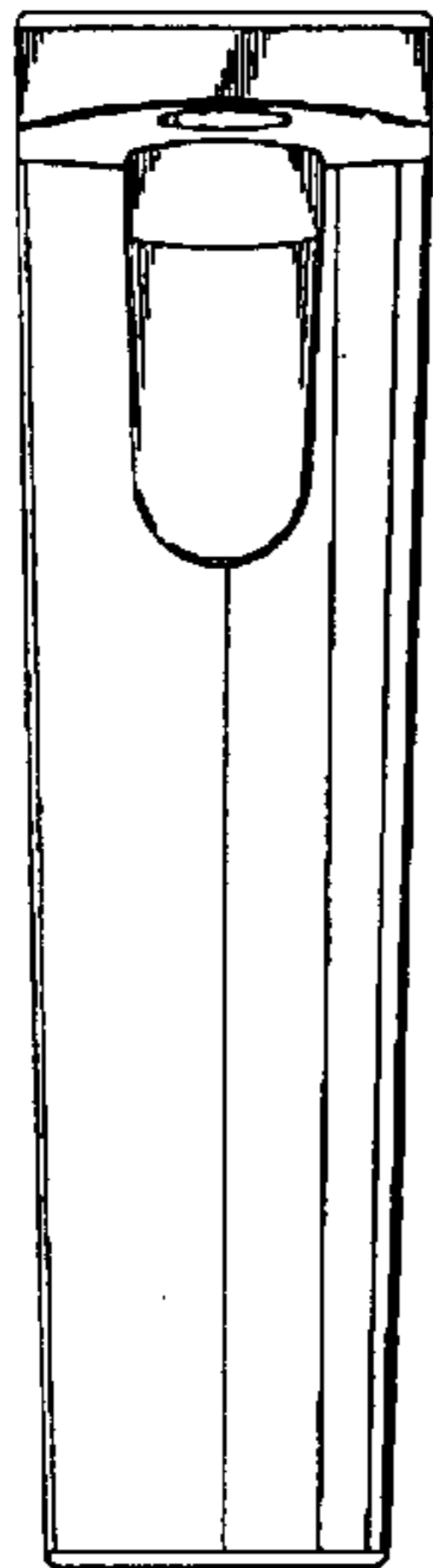


Fig. 3

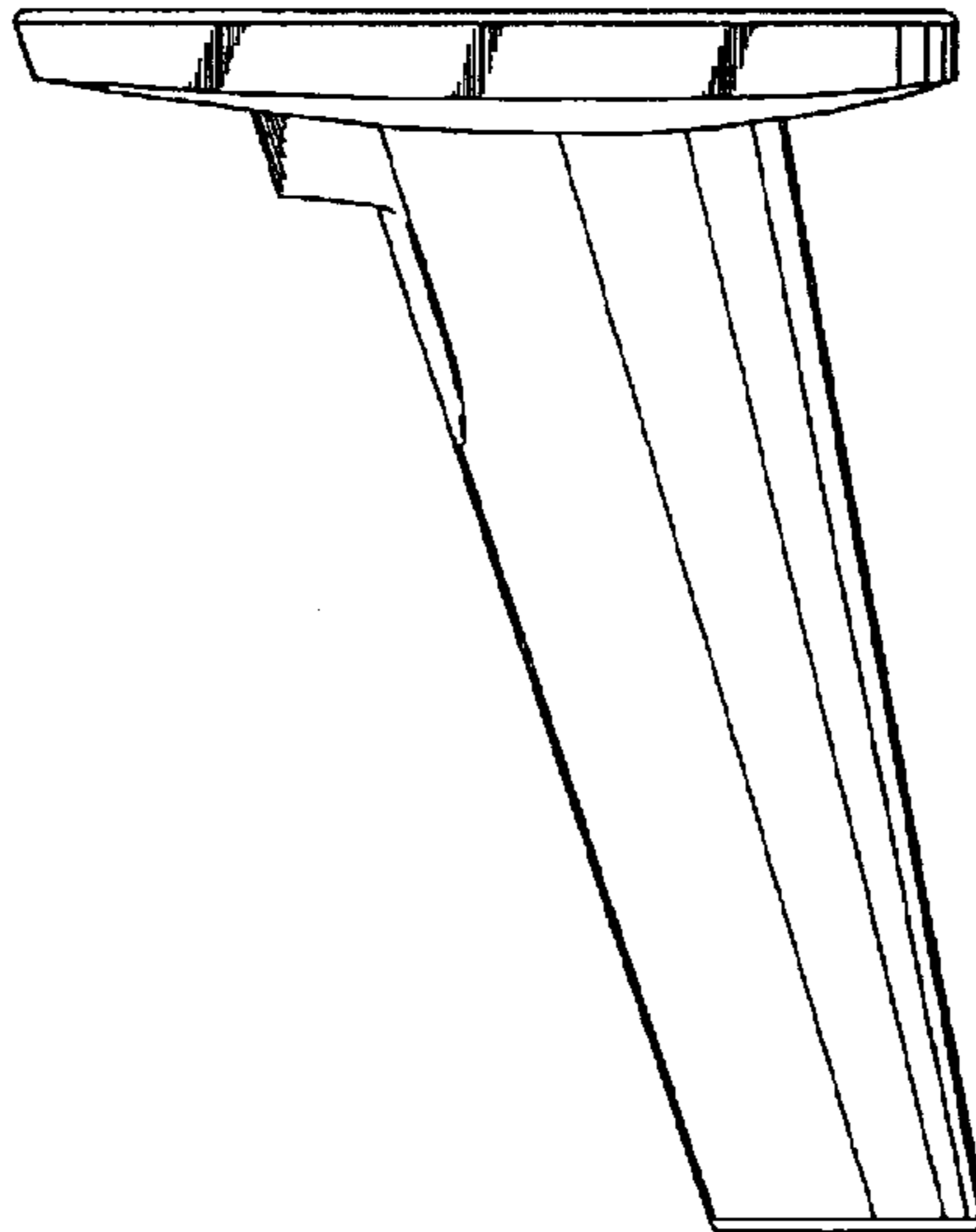


Fig. 2




Fig. 4

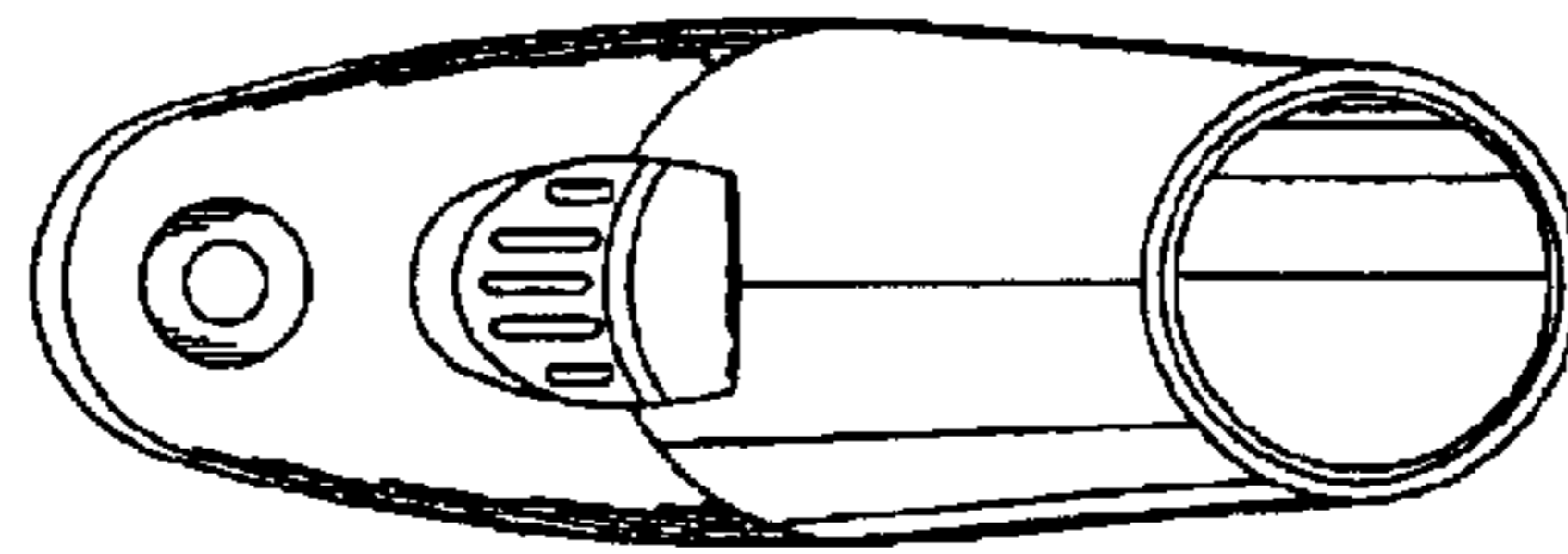


Fig. 6