

US00D506326S

(12) **United States Design Patent**  
**Dortch**

(10) **Patent No.:** **US D506,326 S**  
(45) **Date of Patent:** **\*\* Jun. 21, 2005**

(54) **DRESSER**

(75) Inventor: **Richard M. Dortch**, Martinsville, VA (US)

(73) Assignee: **American Furniture Company, Incorporated**, Martinsville, VA (US)

(\*\*) Term: **14 Years**

(21) Appl. No.: **29/202,946**

(22) Filed: **Apr. 7, 2004**

(51) **LOC (8) Cl.** ..... **06-04**

(52) **U.S. Cl.** ..... **D6/446; D6/447**

(58) **Field of Search** ..... D6/436-439, 441, D6/444-448; 312/114, 204, 224, 278-279

(56) **References Cited**

**U.S. PATENT DOCUMENTS**

D79,095 S	*	7/1929	Moretto	.....	D6/447
D158,431 S	*	5/1950	Bevelacqua	.....	D6/446
D312,361 S	*	11/1990	Palka	.....	D6/447
D320,318 S	*	10/1991	Pauer et al.	.....	D6/446
D357,601 S	*	4/1995	Brunner et al.	.....	D6/446
D366,785 S	*	2/1996	Keller	.....	D6/446
D401,781 S	*	12/1998	Zaidman	.....	D6/446

**OTHER PUBLICATIONS**

Ethan Allen Collections, 29-5403 Dresser, p. 125, 2002.\*

\* cited by examiner

*Primary Examiner*—Cathron Brooks

(74) *Attorney, Agent, or Firm*—John M. Harrington; Kilpatrick Stockton LLP

(57) **CLAIM**

I claim the ornamental design for a dresser, as shown and described.

**DESCRIPTION**

FIG. 1 is a front view of a dresser of a first embodiment the present invention.

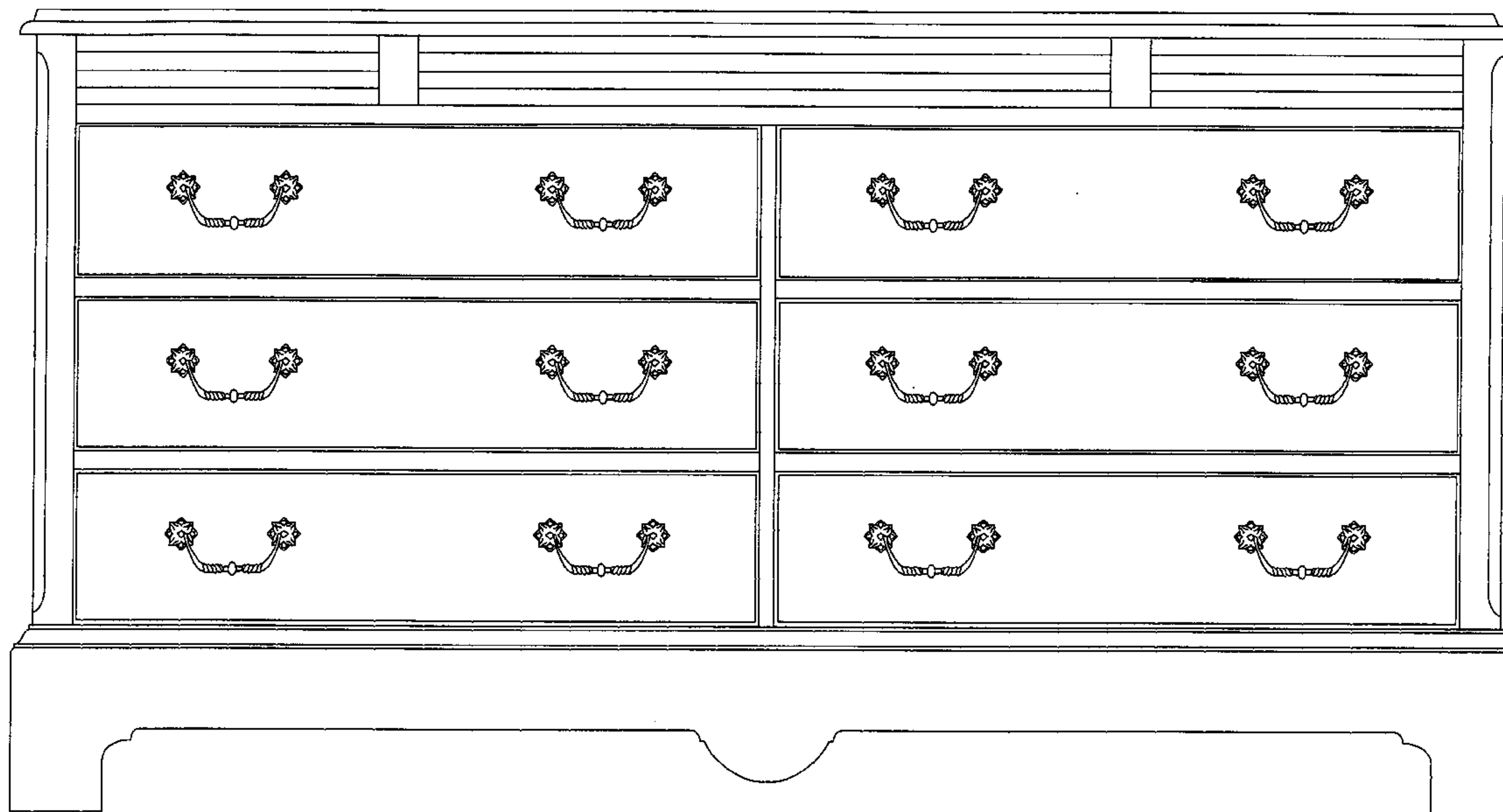
FIG. 2 is a right side view thereof, the left side view of the dresser being a mirror image thereof.

FIG. 3 is a front view of a dresser of a second embodiment of the present invention.

FIG. 4 is a right side view thereof, the left side view of the dresser being a mirror image thereof; and,

FIG. 5 is a perspective view of the top portion of the dresser of FIGS. 1-4 showing the louvered design thereon.

**1 Claim, 5 Drawing Sheets**



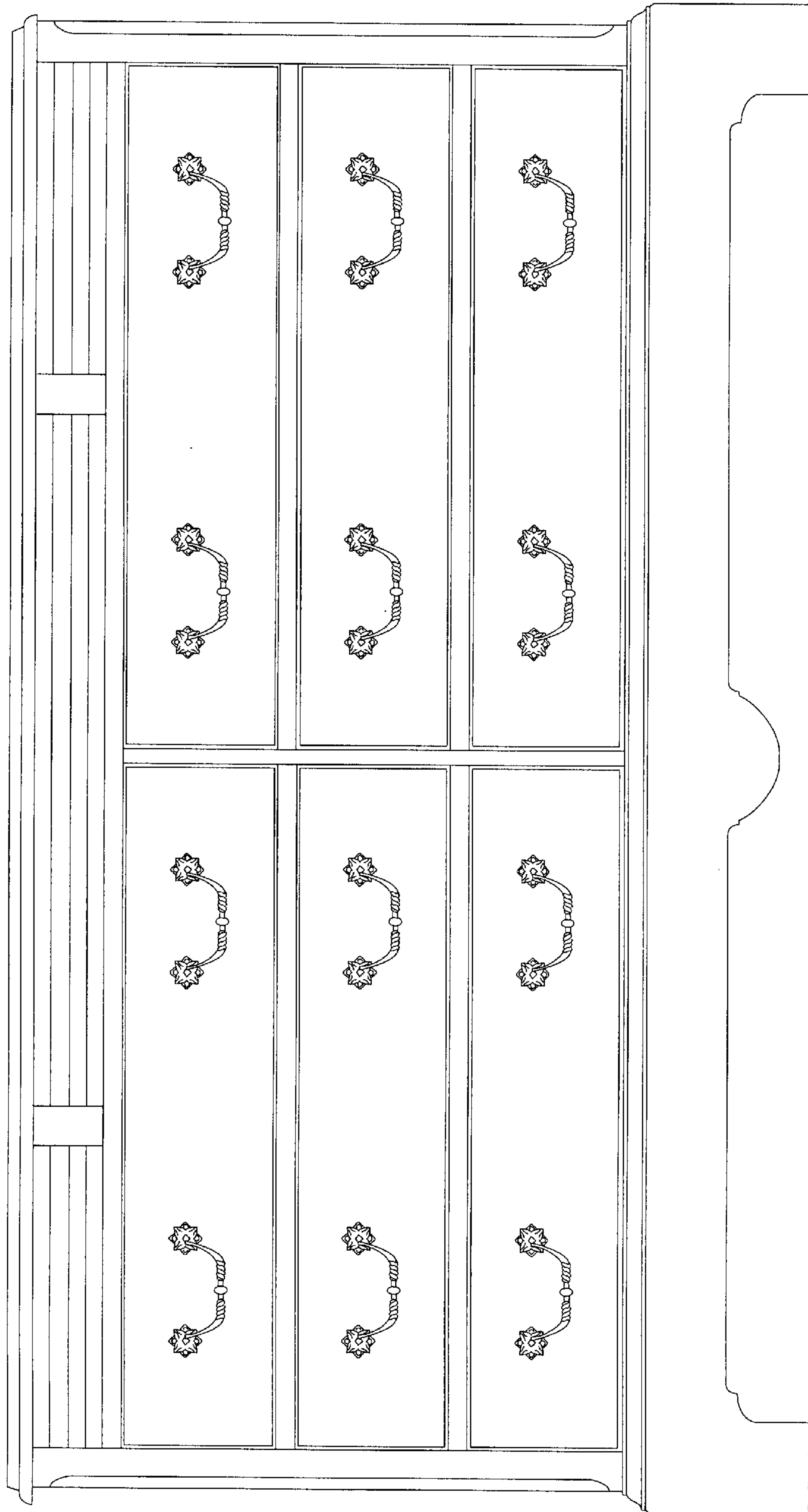


Fig. 1




Fig. 2

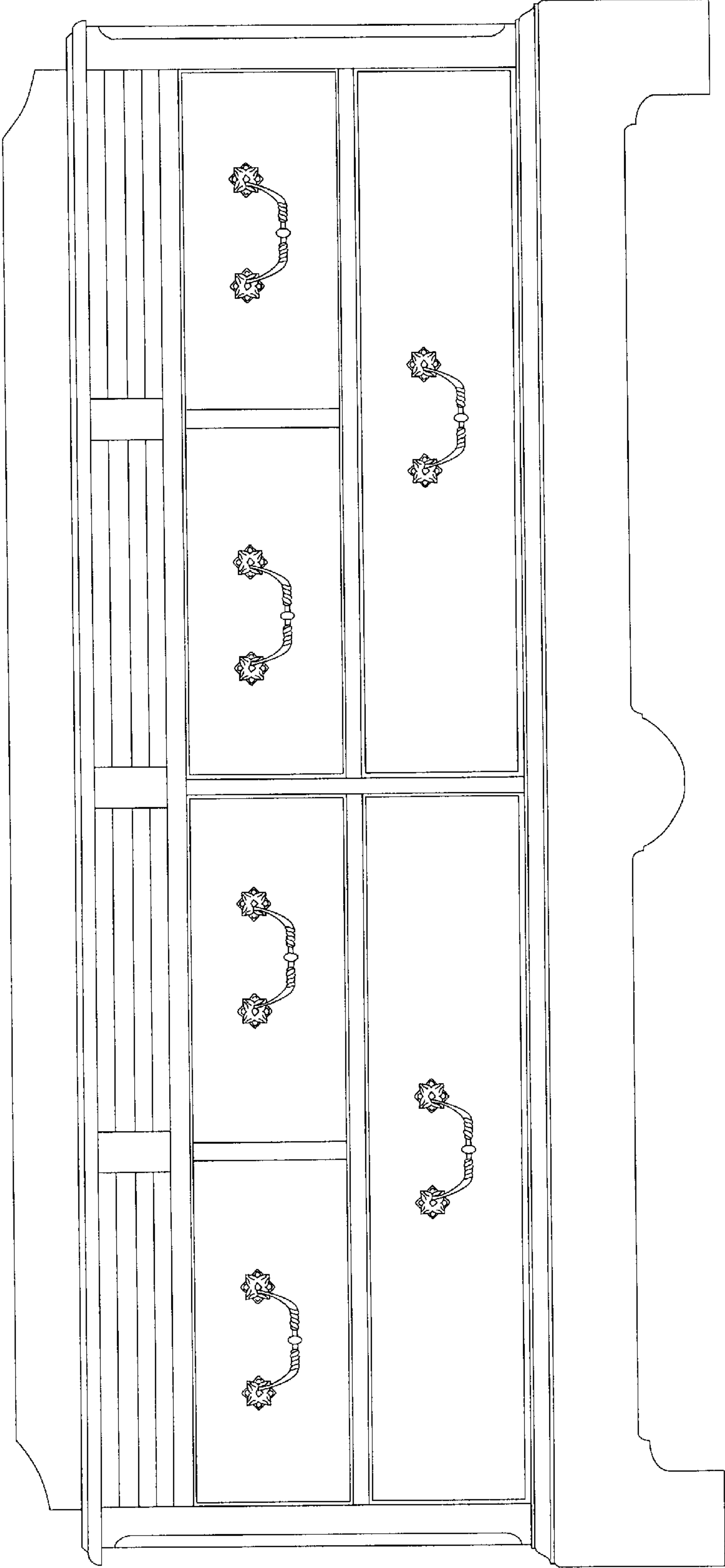


Fig. 3




Fig. 4




Fig. 5