



US00D506323S

(12) **United States Design Patent**
White, III

(10) **Patent No.:** **US D506,323 S**
(45) **Date of Patent:** **** Jun. 21, 2005**

(54) **CHAIR**

D486,652 S * 2/2004 Nemeth D6/334
D491,756 S * 6/2004 Nemeth D6/334 X

(75) **Inventor:** **William Bew White, III**, Birmingham,
AL (US)

* cited by examiner

(73) **Assignee:** **Summer Classics, Inc**, Colombiana, AL
(US)

Primary Examiner—Robert M. Spear

Assistant Examiner—Vy Nguyen

(**) **Term:** **14 Years**

(74) *Attorney, Agent, or Firm*—Bradley Arant Rose &
White LLP

(21) **Appl. No.:** **29/182,027**

(57) **CLAIM**

(22) **Filed:** **May 19, 2003**

The ornamental design for a chair, substantially as shown and
described.

(51) **LOC (8) Cl.** **06-01**

(52) **U.S. Cl.** **D6/334**

(58) **Field of Search** D6/334, 335, 364,
D6/369, 371, 500–502; 297/445.1

DESCRIPTION

(56) **References Cited**

U.S. PATENT DOCUMENTS

D79,038 S	*	7/1929	Kirkpatrick	D6/369
D243,571 S	*	3/1977	Wisner	D6/369
D328,983 S	*	9/1992	Fong	D6/369
D422,422 S	*	4/2000	Black	D6/369
D431,383 S	*	10/2000	Frinier	D6/369
D447,347 S	*	9/2001	Schultz	D6/334
D462,533 S	*	9/2002	Popham et al.	D6/334

FIG. 1 is a perspective view of the chair as seen from a
slightly elevated point to the front and left side.

FIG. 2 is a perspective view of the chair as seen from a
slightly elevated point to the front and right side.

FIG. 3 is a front view of the chair.


FIG. 4 is a rear view of the chair.

FIG. 5 is a right side view of the chair; and,

FIG. 6 is a left side view of the chair.

The bottom of the chair is not shown, and does not form a
part of the claimed design.

1 Claim, 6 Drawing Sheets



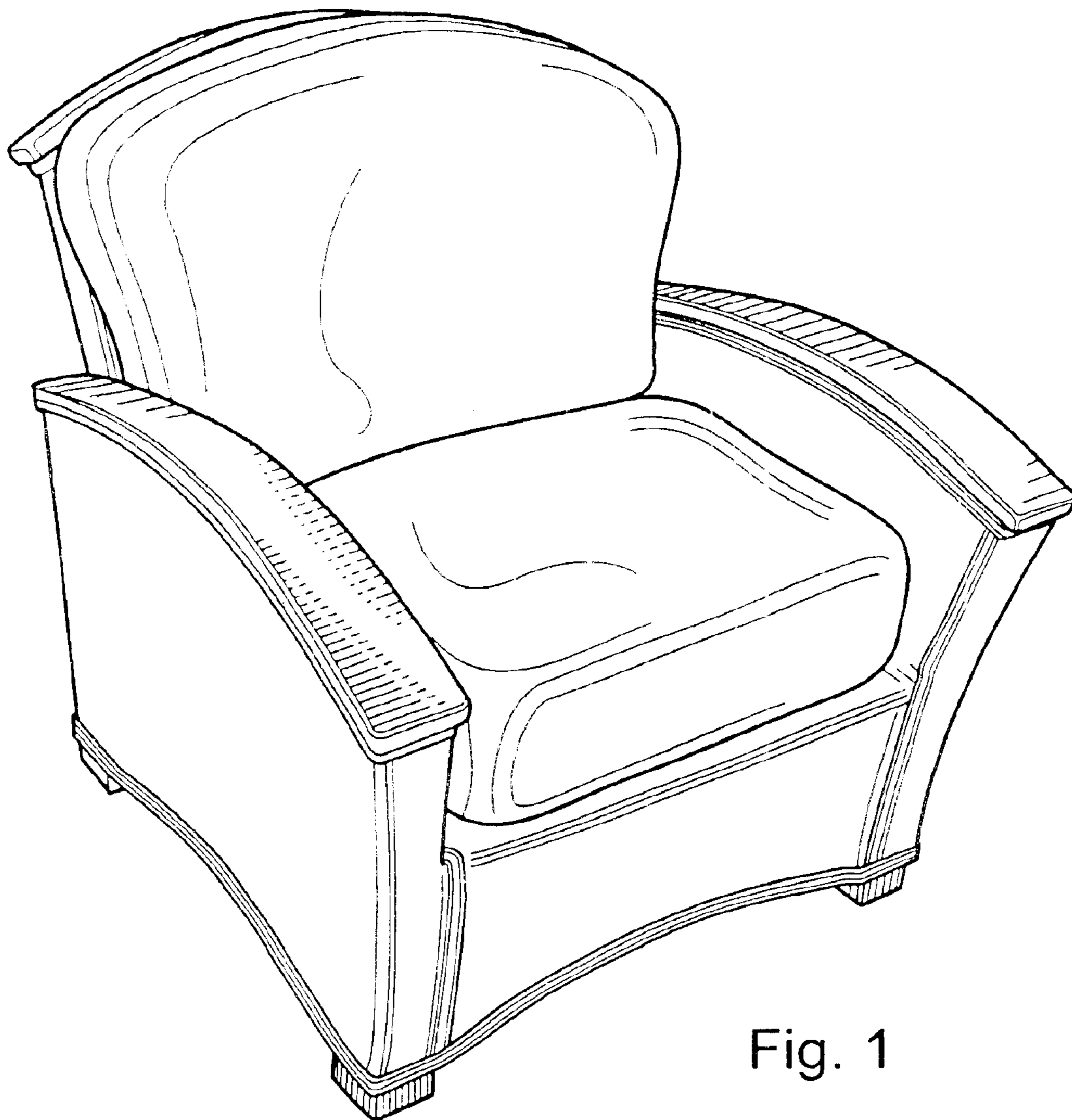


Fig. 1

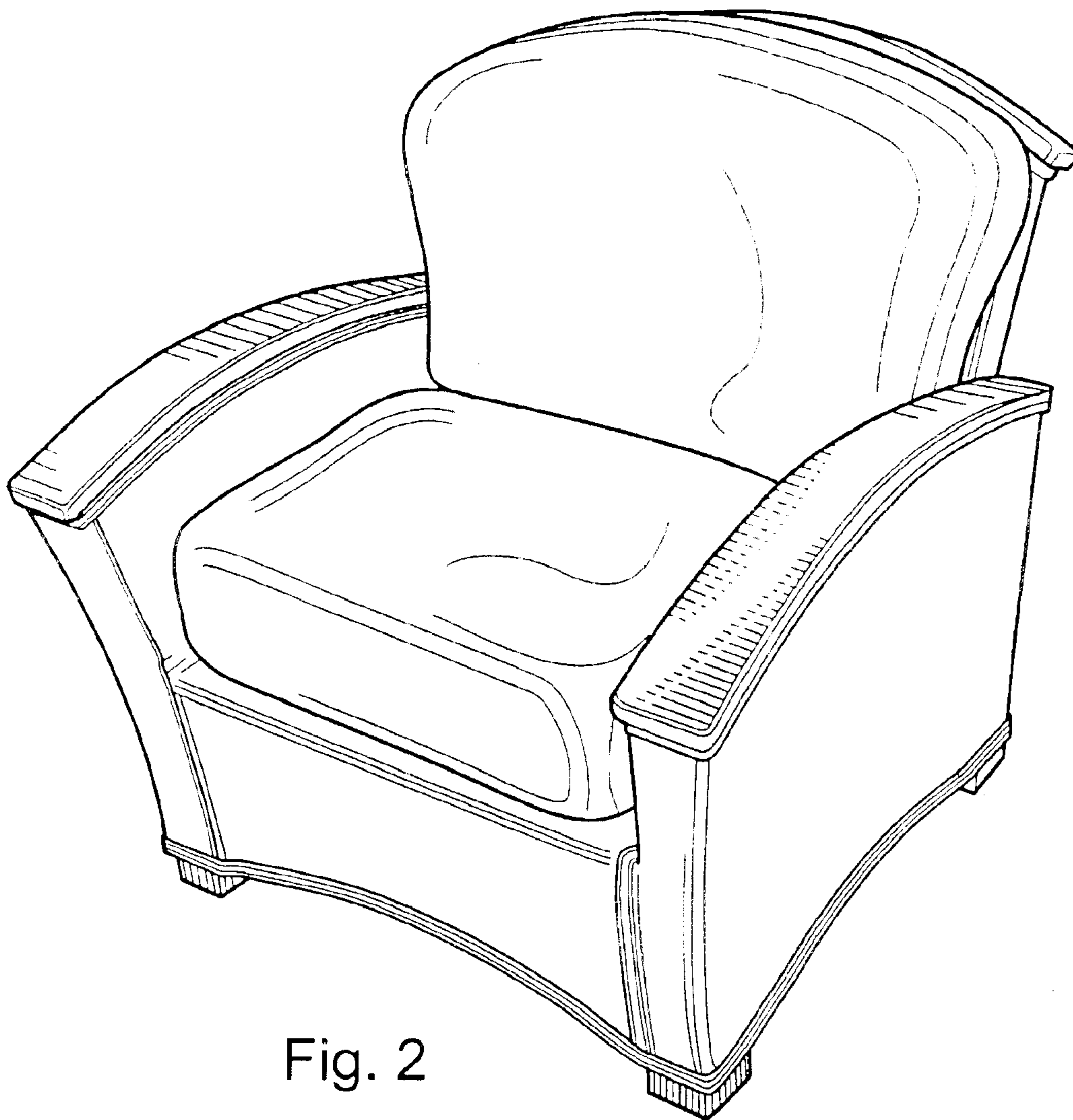


Fig. 2




Fig. 3




Fig. 4

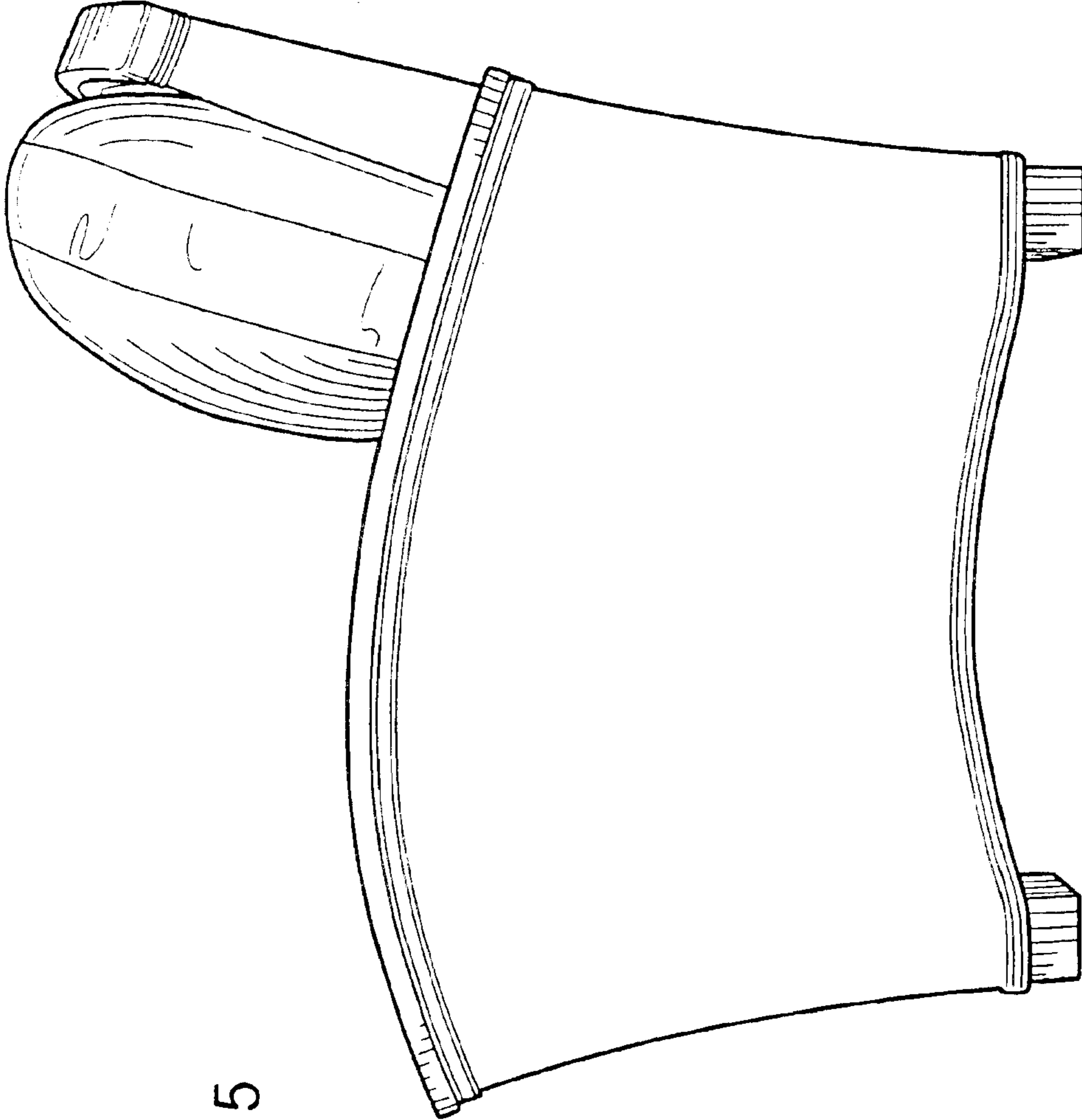


Fig. 5

Fig. 6

