



US00D506307S

(12) **United States Design Patent**  
Issler et al.

(10) **Patent No.:** **US D506,307 S**  
(45) **Date of Patent:** **\*\* Jun. 21, 2005**

(54) **CLEAT FOR A SHOE**

(75) Inventors: **James E. Issler**, Greenwich, CT (US);  
**Armand Savoie**, Gardner, MA (US)

(73) Assignee: **Columbia Insurance Company**,  
Omaha, NE (US)

(\*\*) Term: **14 Years**

(21) Appl. No.: **29/199,144**

(22) Filed: **Feb. 10, 2004**

(51) **LOC (8) Cl.** ..... **02-99**

(52) **U.S. Cl.** ..... **D2/962**

(58) **Field of Search** ..... D2/906, 962; 36/131,  
36/134, 62-65

(56) **References Cited**

**U.S. PATENT DOCUMENTS**

D406,447 S *	3/1999	Ronci	.....	D2/962
5,940,993 A *	8/1999	Ronci	.....	36/134
D440,750 S *	4/2001	Waterbury	.....	D2/962
6,338,208 B1 *	1/2002	Waterbury	.....	36/134

\* cited by examiner

*Primary Examiner*—Dominic Simone

(74) *Attorney, Agent, or Firm*—St. Onge Steward Johnston  
& Reens LLC

(57) **CLAIM**

We claim the ornamental design for cleat for a shoe, as shown and described in the drawings.

**DESCRIPTION**

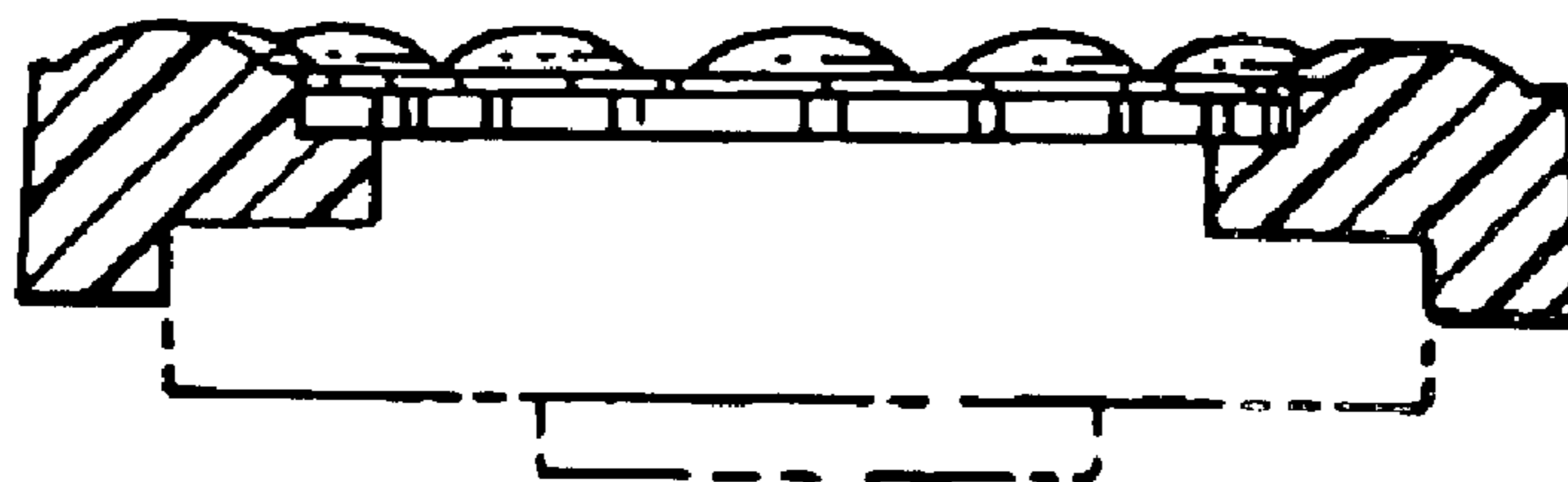

FIG. 1 is a top perspective view of a cleat for a shoe in accordance with the new design;

FIG. 2 is a top view of the cleat for a shoe in accordance with the embodiment of the new design shown in FIG. 1;

FIG. 3 is a side view of the cleat for a shoe in accordance with the embodiment of the new design shown in FIG. 1; and,

FIG. 4 is a cross sectional view of the cleat for a shoe in accordance with the embodiment of the design shown in FIG. 2.

**1 Claim, 1 Drawing Sheet**






FIG. 1



FIG. 3




FIG. 2

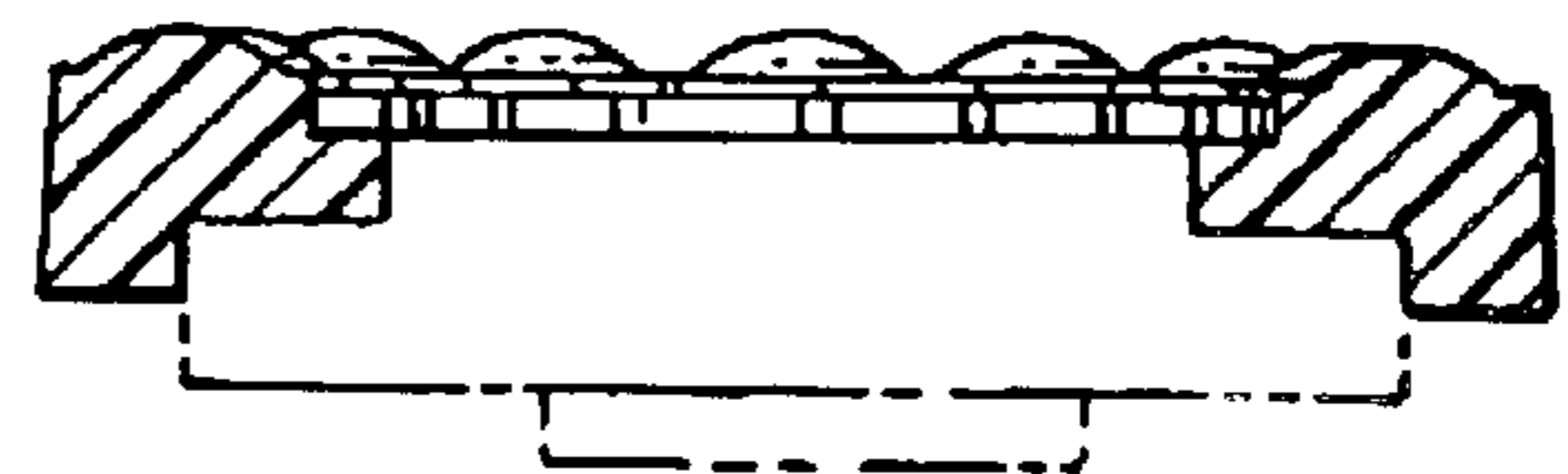


FIG. 4