

US00D506299S

(12) **United States Design Patent**
Chumley

(10) **Patent No.:** **US D506,299 S**
(45) **Date of Patent:** **** Jun. 14, 2005**

(54) **SPONGE**

(75) **Inventor:** **Eddy Chumley**, Lewisburg, TN (US)

(73) **Assignee:** **Financiere Elysees Balzac**, Paris (FR)

(**) **Term:** **14 Years**

(21) **Appl. No.:** **29/208,716**

(22) **Filed:** **Jul. 2, 2004**

(30) **Foreign Application Priority Data**

Apr. 19, 2004 (FR) 04 1942

(51) **LOC (8) Cl.** **04-01**

(52) **U.S. Cl.** **D32/40; D28/63**

(58) **Field of Search** D4/137; D8/90;
D28/7, 8, 63; D32/40, 42-43; 15/104.93,
104.94, 118, 208, 209.1, 210.1, 210.5, 223,
229.11, 229.12, 244.1, 244.3, 244.4; 451/523,
533, 537, 539

(56) **References Cited**

U.S. PATENT DOCUMENTS

4,336,623 A * 6/1982 Lin 15/144.1 X
D353,238 S * 12/1994 Francis D32/42
D473,027 S * 4/2003 Pecaut D32/40

OTHER PUBLICATIONS

AU 103461 S Industrial Design Registration (Redi-Brite Industries Pty. Ltd, Queensland) Mar. 23, 1989, [online], [retrieved Dec. 18, 2004] Retrieved from IP Australia

Designs Database using Internet <www.ipaustralia.gov.au>.*

AU 138197 S (Redi-Brite Industries Pty. Ltd, Queensland) Aug. 10, 1999, [online], [retrieved Dec. 18, 2004] Retrieved from IP Australia Designs Database using Internet <www.ipaustralia.gov.au>.*

DE 40003447.6 Industrial Design Registration (3M Innovative Properties Co., Saint Paul, MN) Jun. 6, 2000, [online], [retrieved Dec. 18, 2004] Retrieved from the German Patent and Trade Mark Office Designs Register using Internet <URL:http://dpinfo.dpma.de>.*

* cited by examiner

Primary Examiner—Alan P. Douglas

Assistant Examiner—Lavone D. Tabor

(74) *Attorney, Agent, or Firm*—Rader, Fishman & Grauer, PLLC

(57) **CLAIM**

I claim the ornamental design for a sponge, as shown and described.

DESCRIPTION

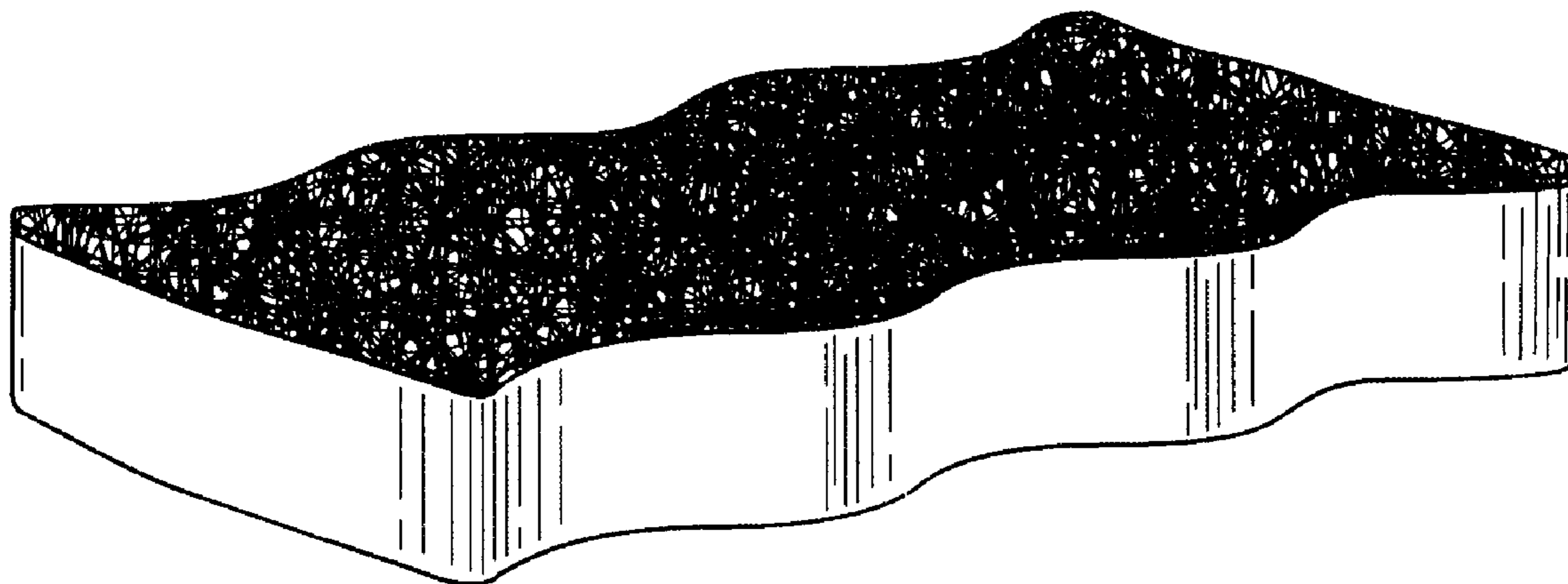
FIG. 1 is a top perspective view of a sponge of the present invention;

FIG. 2 is a top plan view thereof;

FIG. 3 is a bottom plan view thereof; and,

FIG. 4 is a side elevational view thereof.

1 Claim, 1 Drawing Sheet



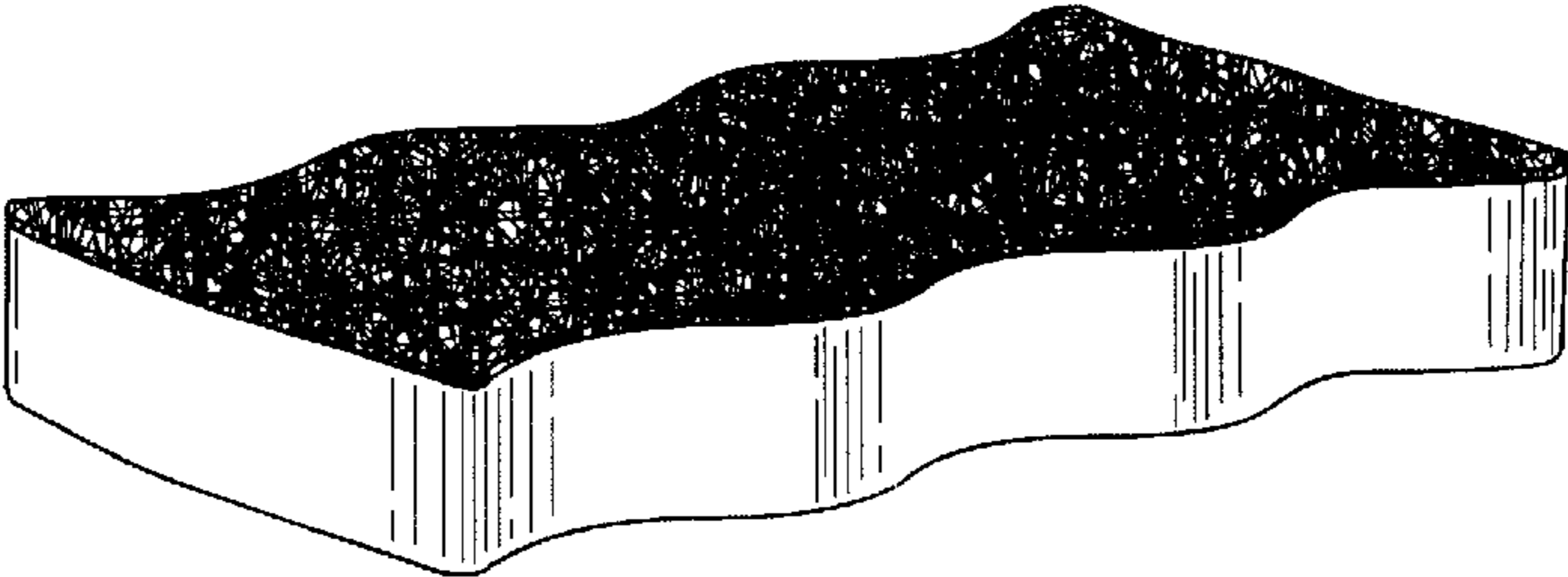


FIG. 1




FIG. 2

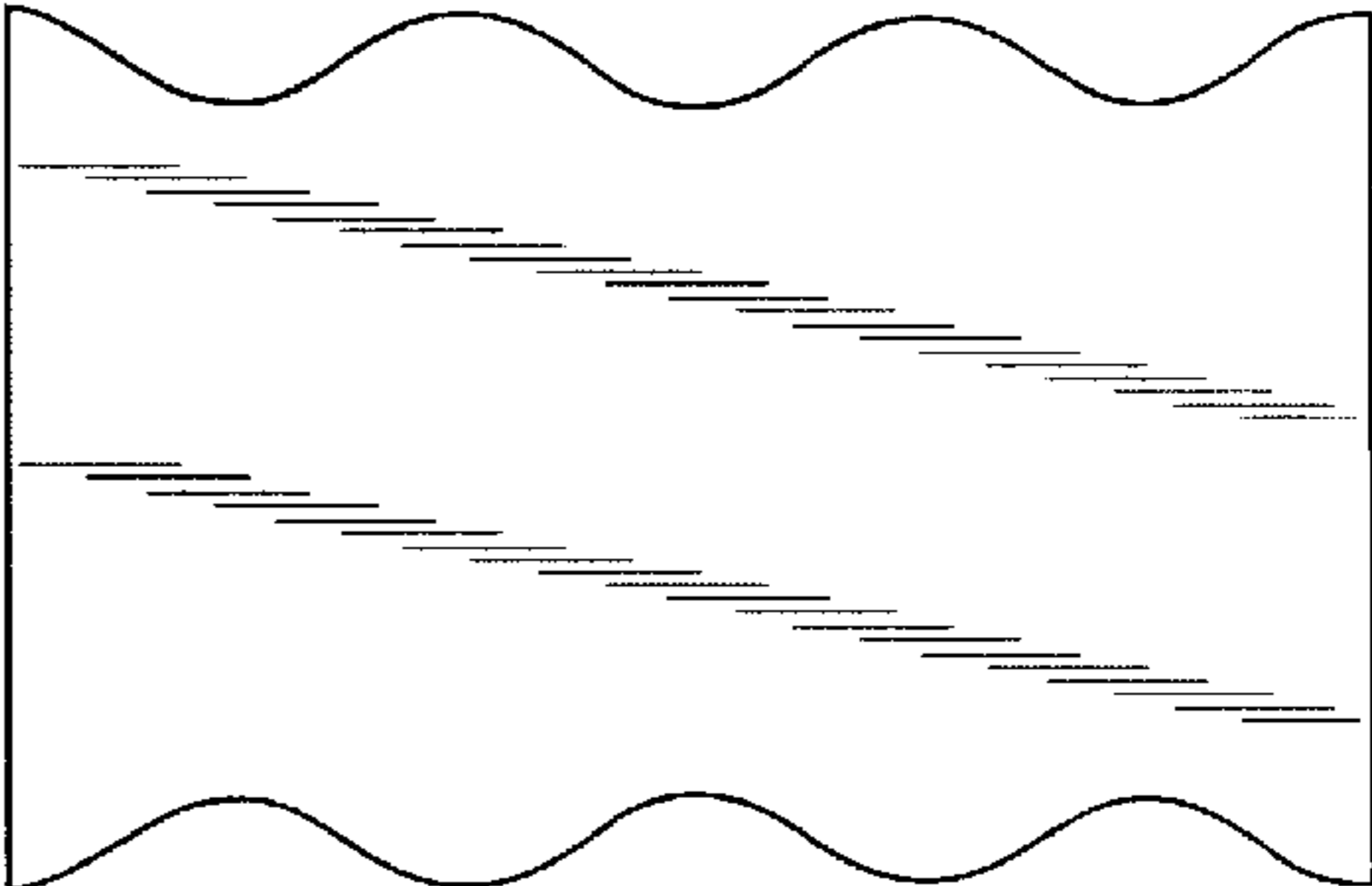


FIG. 3



FIG. 4