

US00D506293S

(12) **United States Design Patent**
Trawinski

(10) **Patent No.: US D506,293 S**
(45) **Date of Patent: ** Jun. 14, 2005**

(54) **PAIR OF BASEBALL UMPIRE/CATCHER THIGH PROTECTORS**

6,532,599 B1 3/2003 Dugan
6,605,334 B2 * 8/2003 Bettencourt 428/100

(76) Inventor: **Allan Trawinski**, 3377 Labourn Dr.,
Woodbridge, VA (US) 22193

(**) Term: **14 Years**

(21) Appl. No.: **29/211,680**

(22) Filed: **Aug. 20, 2004**

(51) **LOC (8) Cl. 29-02**

(52) **U.S. Cl. D29/120.1**

(58) **Field of Search** D29/120.1, 121.1,
D29/122, 100, 121.2; 2/24, 267, 911, 16,
455, 22, 23, 62, 2.5; D24/190; 602/26;
D3/22

(56) **References Cited**

U.S. PATENT DOCUMENTS

356,502	A	*	1/1887	Rauh	2/62
1,789,798	A	*	1/1931	Wineland	2/24
1,924,640	A	*	8/1933	Draves	128/95.1
4,512,037	A		4/1985	Vacanti	
D280,145	S		8/1985	Vacanti	
4,627,109	A	*	12/1986	Carabelli et al.	2/44
D310,433	S	*	9/1990	Zierke	D29/121.1
D334,827	S	*	4/1993	Brown	D29/121.1
D344,609	S	*	2/1994	Lapin	D29/121.1
D363,146	S	*	10/1995	Pando	D29/113
5,592,689	A	*	1/1997	Matthews	2/23
5,781,935	A	*	7/1998	Bassett et al.	2/455
D417,037	S	*	11/1999	Bitter	D29/121.1
D431,883	S	*	10/2000	Obadiaru et al.	D29/121.1
6,161,222	A		12/2000	Strickland	
6,374,408	B1		4/2002	Tomlinson	
6,519,775	B1		2/2003	Garcia	

OTHER PUBLICATIONS

Cricket World, 2002, p. 28, "Kookaburra" thigh guards, [retrieved Nov. 5, 2004]. Retrieved from internet using Google advanced catalog Search, <URL: www.cricketsupplies.com>.*

* cited by examiner

Primary Examiner—Lucy Lieberman

(57) **CLAIM**

The ornamental design for a pair of baseball umpire/catcher thigh protectors, as shown and described.

DESCRIPTION

The pair of baseball umpire/catcher thigh protector would fulfill the need for providing the user with a protective barrier between the thigh and the baseball which would avoid considerable amounts of pain and contusion when the baseball hits the thigh.

FIG. 1 is a front elevation of the right thigh protector of the pair of baseball umpire/catcher thigh protectors, showing my new design;

FIG. 2 is a rear view of FIG. 1;

FIG. 3 is a side elevation of FIG. 1;

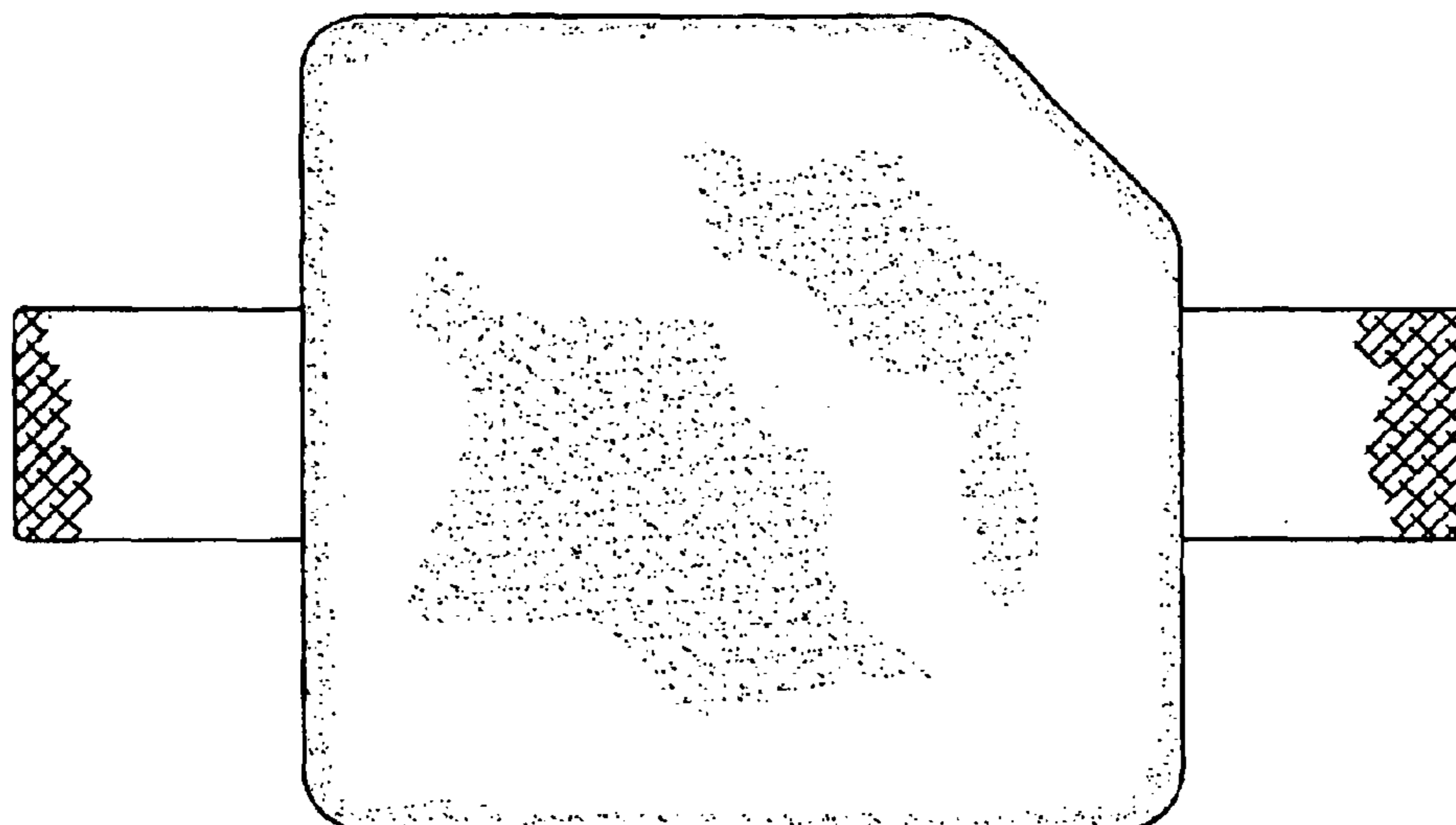
FIG. 4 is a side elevation showing the side opposite of FIG. 3;

FIG. 5 is a top plan view; and,

FIG. 6 is a bottom plan view.

The left thigh protector of the pair of baseball umpire/catcher thigh protectors is a mirror image of the thigh protector shown in FIGS. 1 through 6.

1 Claim, 3 Drawing Sheets



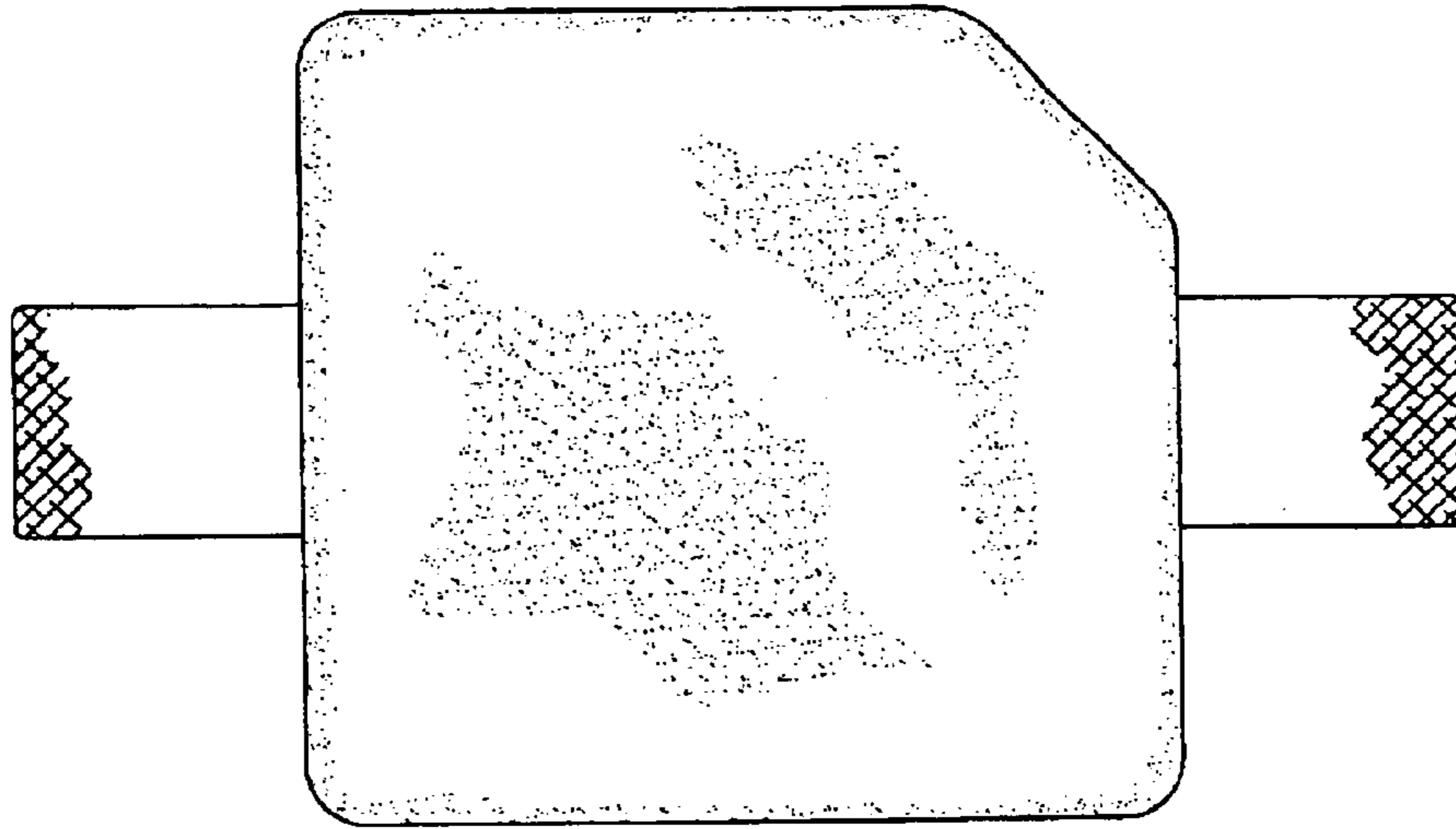


FIG.1

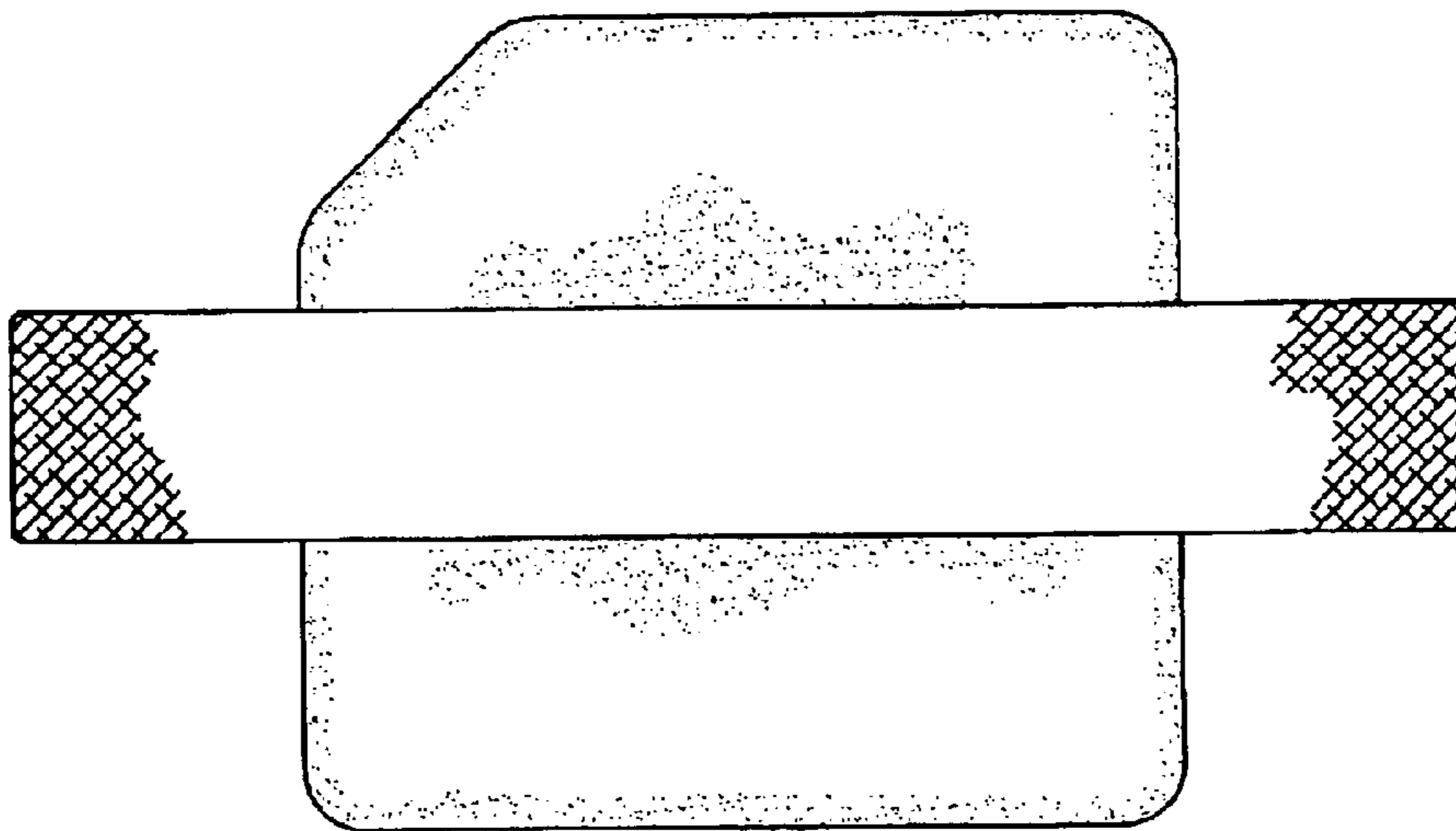


FIG.2

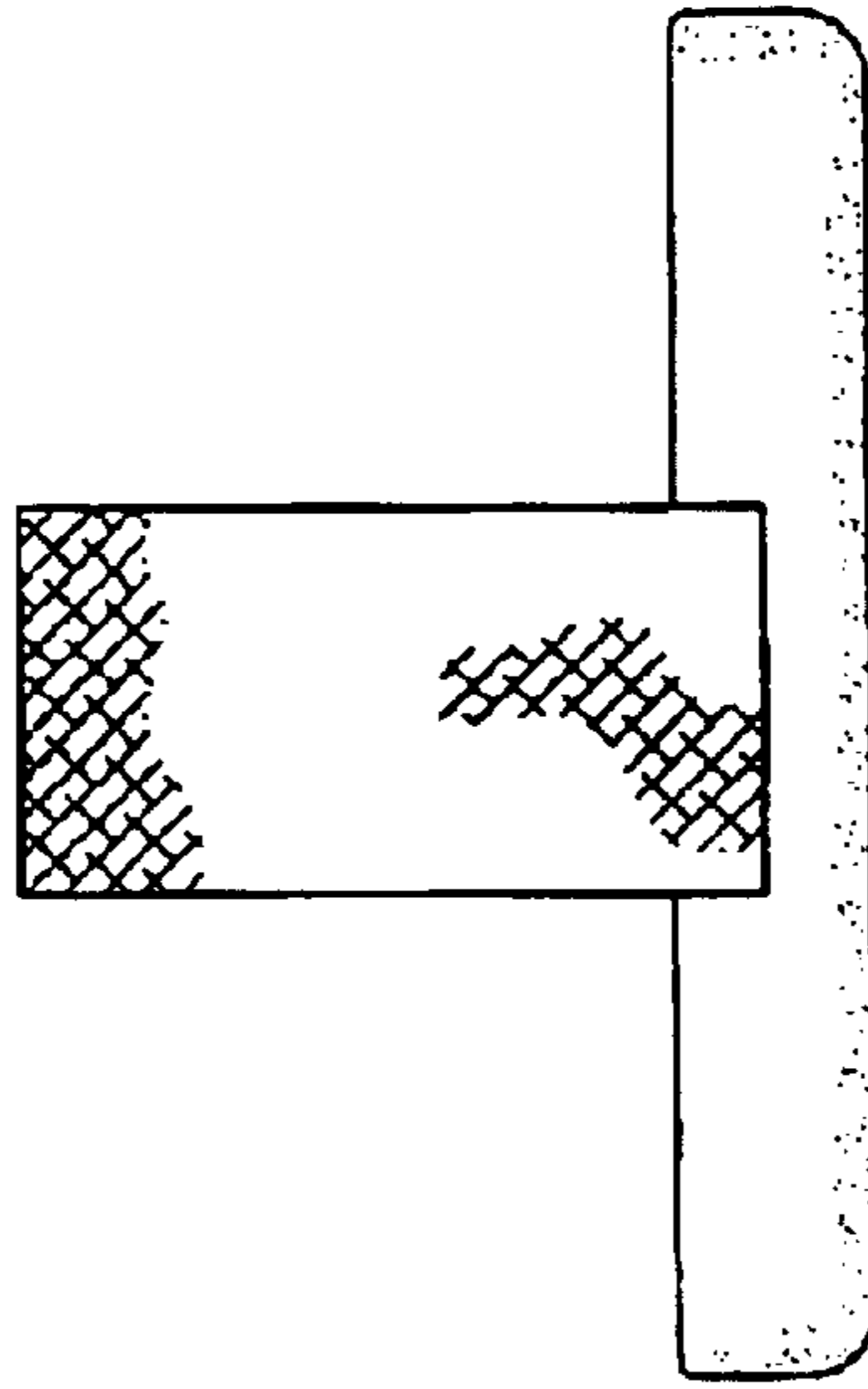


FIG. 3

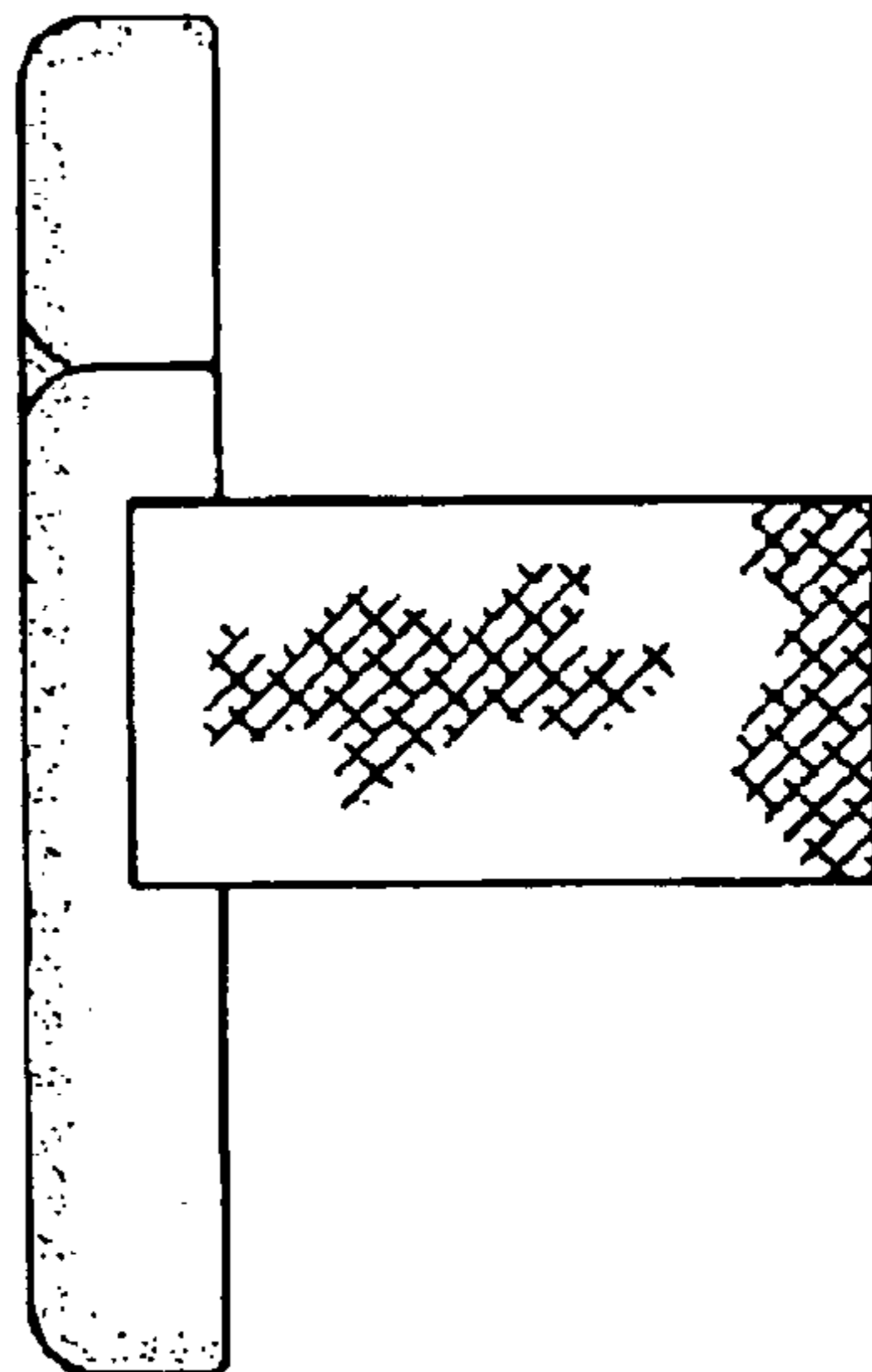


FIG. 4

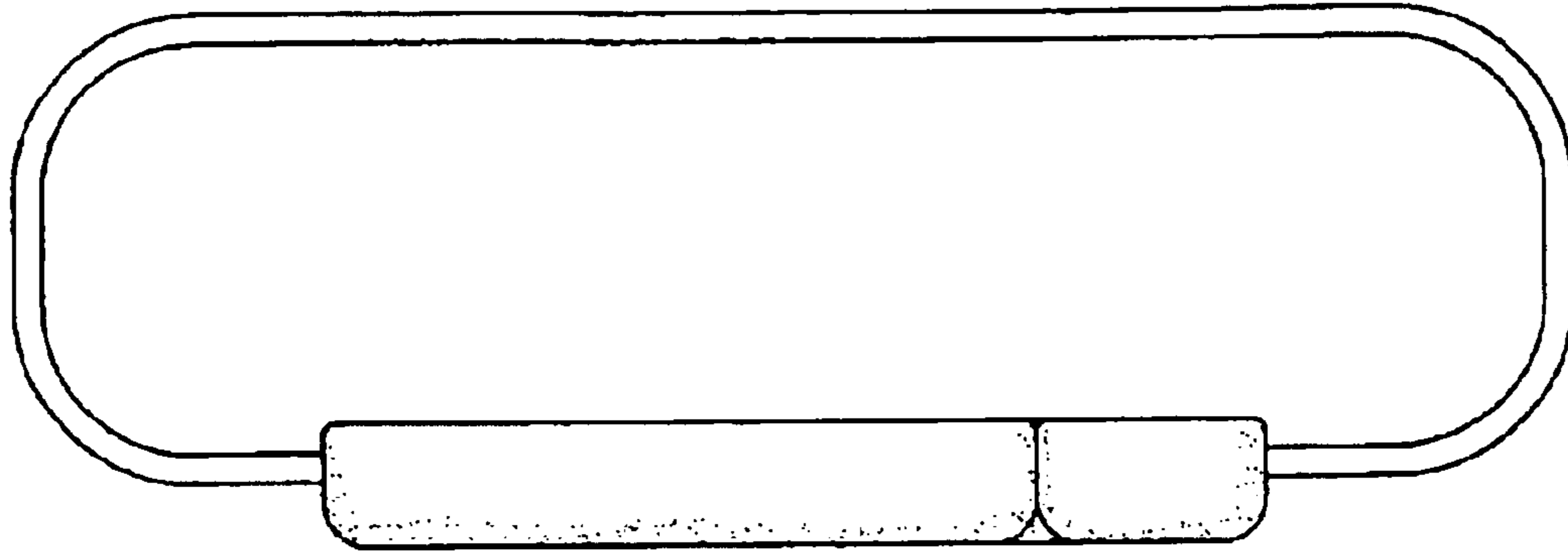


FIG. 5




FIG. 6