

US00D506276S

(12) **United States Design Patent**  
**Nakamura et al.**

(10) **Patent No.: US D506,276 S**  
(45) **Date of Patent: \*\* Jun. 14, 2005**

(54) **FRONT COMBINATION LAMP FOR AN  
AUTOMOBILE**

(75) Inventors: **Shinichi Nakamura**, Aichi-ken (JP);  
**Shinya Fukuda**, Aichi-ken (JP)

(73) Assignee: **Toyota Jidosha Kabushiki Kaisha (JP)**

(\*\*) Term: **14 Years**

(21) Appl. No.: **29/187,858**

(22) Filed: **Aug. 8, 2003**

(51) **LOC (8) Cl.** ..... **26-04**

(52) **U.S. Cl.** ..... **D26/28**

(58) **Field of Search** ..... D26/28-36; 362/61,  
362/80, 81, 82, 83, 83.4, 267, 269, 275,  
330-340

(56) **References Cited**

**U.S. PATENT DOCUMENTS**

D473,665 S	*	4/2003	Tanabe et al.	.....	D26/28
D476,430 S	*	6/2003	Ikuma et al.	.....	D26/28
D479,755 S	*	9/2003	Yanada	.....	D26/28
D486,254 S	*	2/2004	Kato et al.	.....	D26/28

**OTHER PUBLICATIONS**

2001 Toyota IPSUM; Brochure of IPSUM; May 2001; Five pages.

\* cited by examiner

*Primary Examiner*—Marcus A. Jackson

(74) *Attorney, Agent, or Firm*—SAIDMAN DesignLaw Group


(57) **CLAIM**

The ornamental design for a front combination lamp for an automobile, as shown and described.

**DESCRIPTION**

FIG. 1 is a front perspective view of a front combination lamp for an automobile showing our new design; FIG. 2 is a front view thereof; FIG. 3 is a rear view thereof; FIG. 4 is a right-side view thereof; FIG. 5 is a left-side view thereof; FIG. 6 is a top view thereof; and, FIG. 7 is a bottom view thereof.

**1 Claim, 3 Drawing Sheets**






FIG. 1

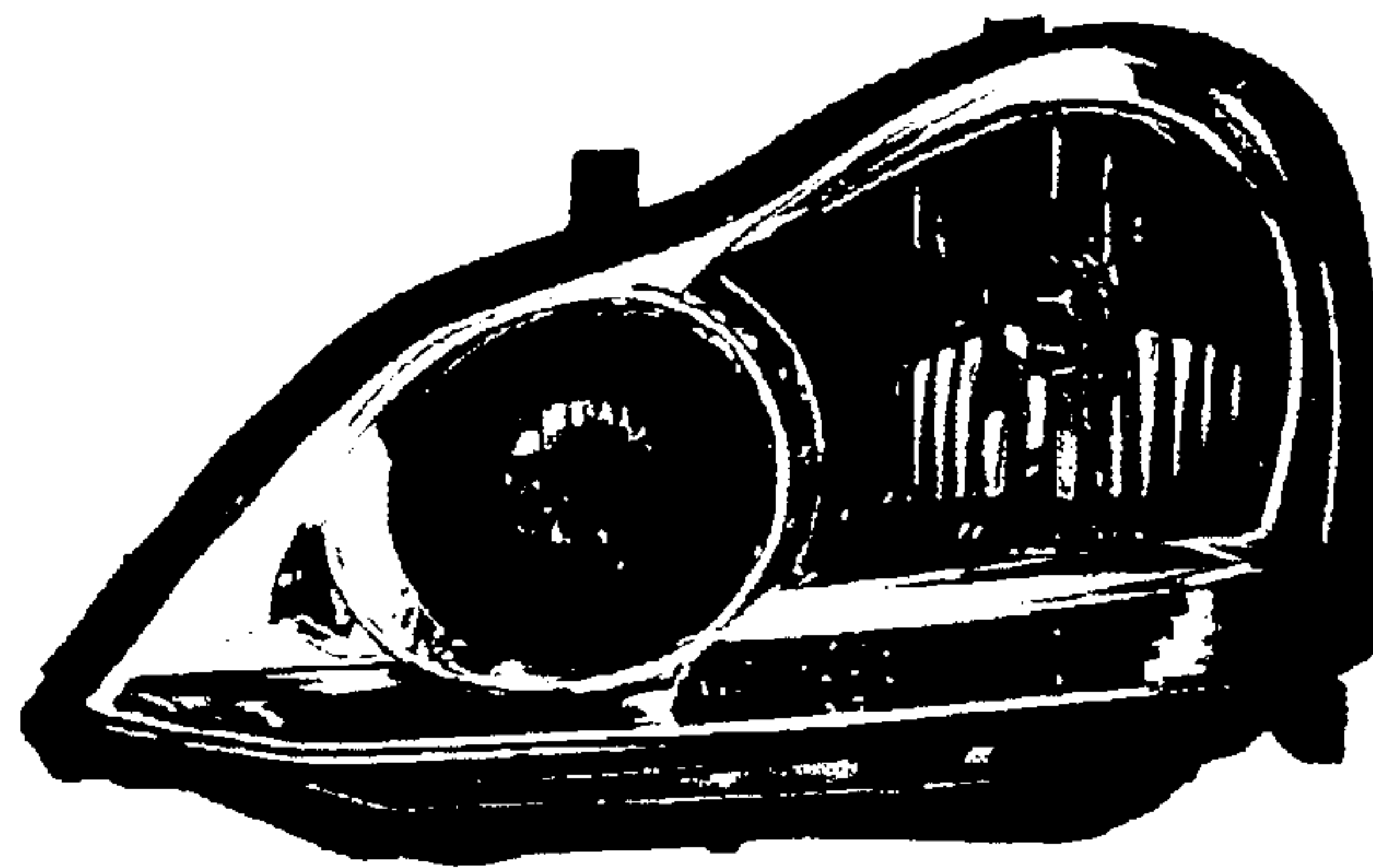


FIG. 2

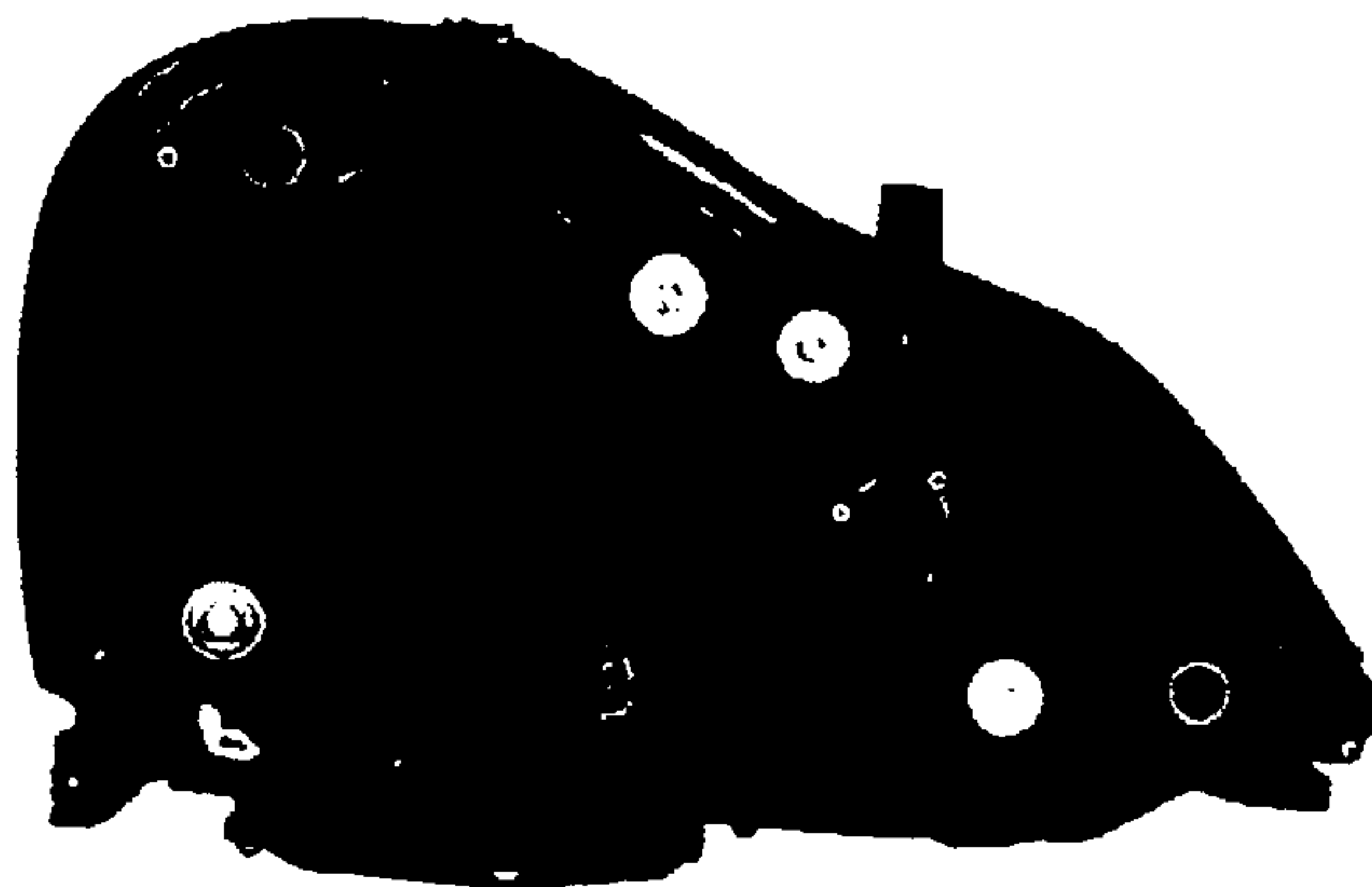




FIG. 3



**FIG. 4**



**FIG. 5**




FIG. 6




FIG. 7