

US00D506244S

(12) **United States Design Patent**  
**Burnworth et al.**

(10) **Patent No.:** **US D506,244 S**  
(45) **Date of Patent:** **\*\* Jun. 14, 2005**

(54) **SPRAY NOZZLE FOR WATER HOSE**

(75) Inventors: **Douglas Burnworth**, Confluence, PA (US); **Douglas Shaulis**, Somerset, PA (US); **Timothy S. Devore**, Rockwood, PA (US); **Thomas C. Oyler**, Louisville, KY (US); **Andrew Burroughs**, Kenosha, WI (US); **Volker Roos**, Evanston, IL (US); **Martin Thaler**, Chicago, IL (US)

(73) Assignee: **Gilmour, Inc.**, Newark, DE (US)

(\*\*) Term: **14 Years**

(21) Appl. No.: **29/202,389**

(22) Filed: **Mar. 30, 2004**

(51) **LOC (8) Cl.** ..... **23-01**

(52) **U.S. Cl.** ..... **D23/226**

(58) **Field of Search** ..... D23/213, 223,  
D23/226; 239/525, 526, 527, 459

(56) **References Cited**

**U.S. PATENT DOCUMENTS**

D387,128 S \* 12/1997 Wang ..... D23/223

D455,817 S \* 4/2002 Huang ..... D23/223  
D461,228 S \* 8/2002 Huang ..... D23/226  
D468,802 S \* 1/2003 Nien ..... D23/226  
D468,803 S \* 1/2003 Nien ..... D23/226

\* cited by examiner

*Primary Examiner*—Robin V. Taylor  
(74) *Attorney, Agent, or Firm*—Victor A. Henzi

(57) **CLAIM**

The ornamental design for a spray nozzle for water hose, as shown and described.

**DESCRIPTION**

FIG. 1 is a front left perspective view of the present new design for a spray nozzle for water hose; FIG. 2 is a left elevational view thereof; FIG. 3 is a right elevational view thereof; FIG. 4 is a front elevational view thereof; FIG. 5 is a rear elevational view thereof; FIG. 6 is top plan view thereof; and, FIG. 7 is a bottom plan view thereof.

**1 Claim, 6 Drawing Sheets**

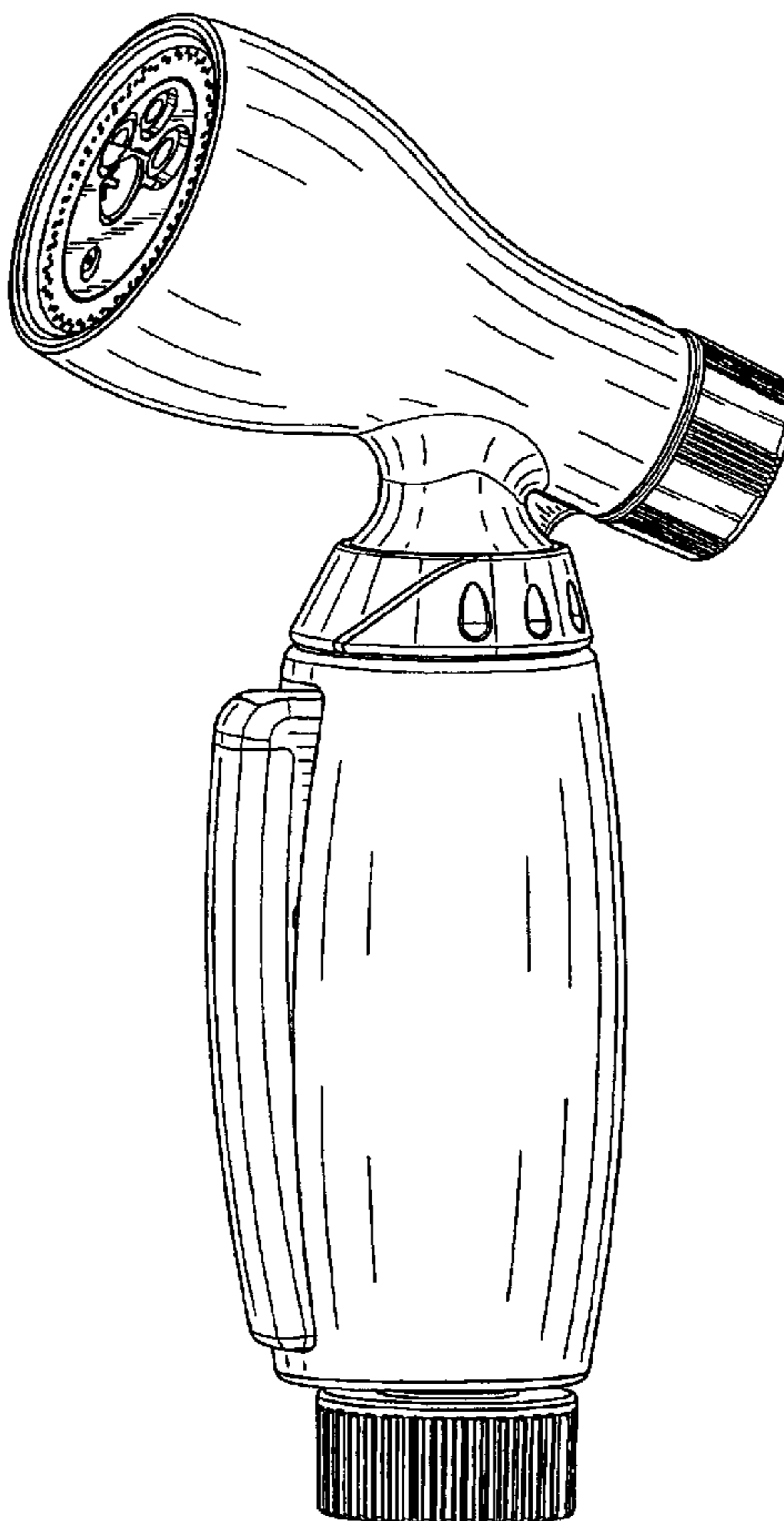




FIG. 1




FIG. 2




FIG. 3




FIG. 4




FIG. 5

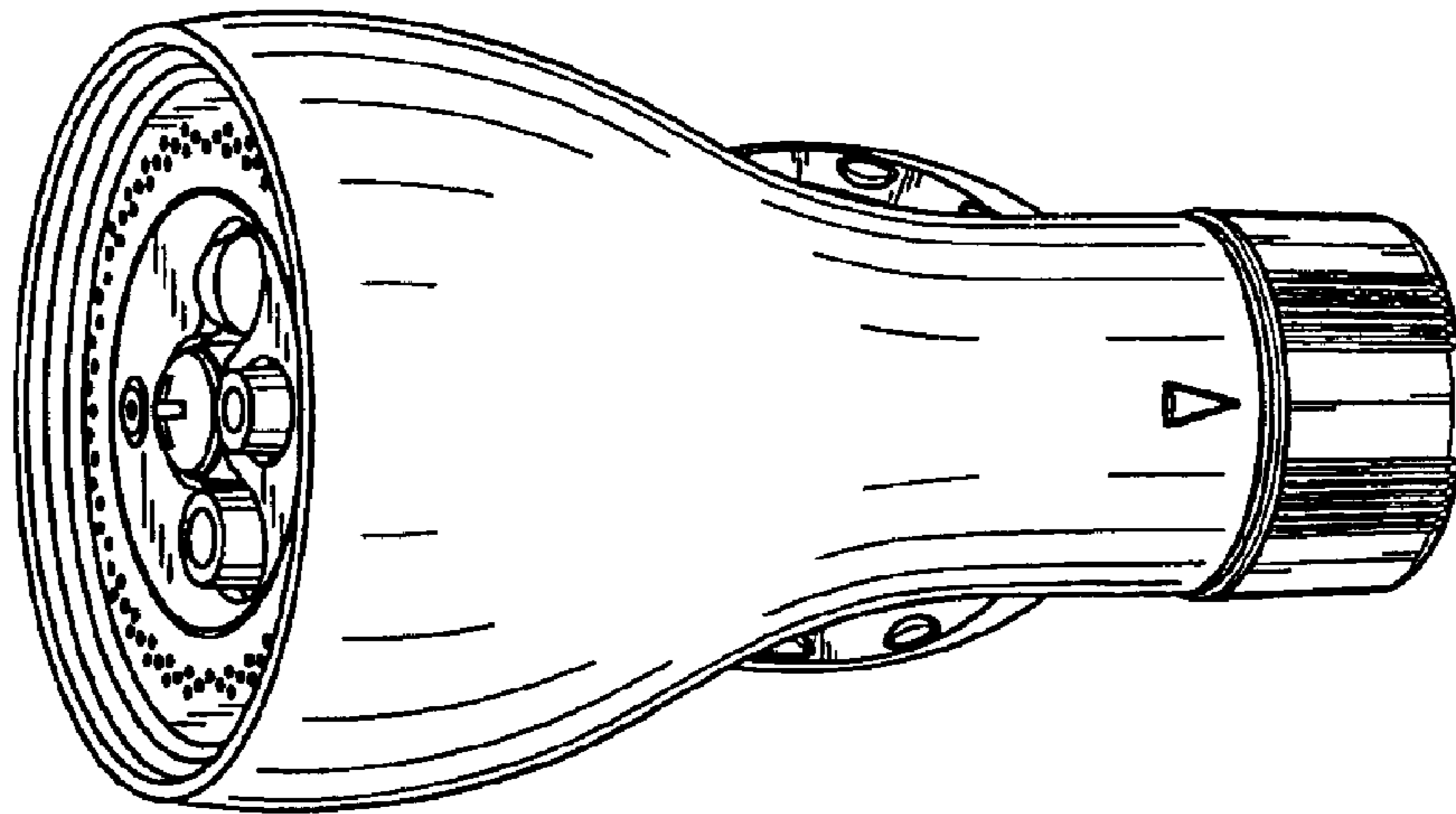


FIG. 6

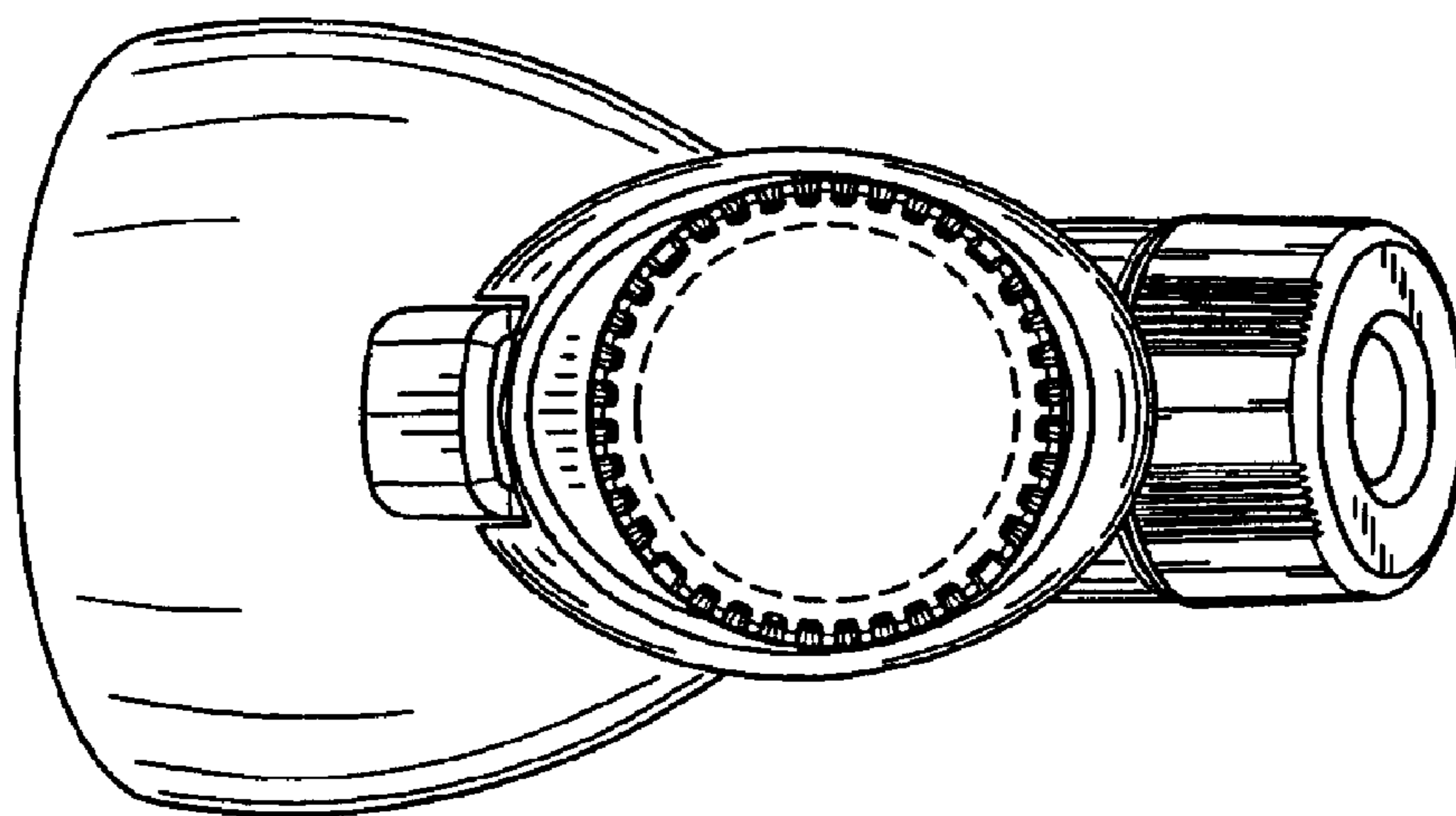


FIG. 7