

US00D506242S

(12) **United States Design Patent**
Spangler

(10) **Patent No.:** **US D506,242 S**

(45) **Date of Patent:** **** Jun. 14, 2005**

(54) **BODY SPRAY**

D478,653 S * 8/2003 Fratilla D23/259
D487,301 S * 3/2004 Haug et al. D23/229

(75) **Inventor:** **Anthony G. Spangler**, Greensburg, IN
(US)

* cited by examiner

(73) **Assignee:** **Masco Corporation of Indiana**,
Indianapolis, IN (US)

Primary Examiner—Robin V. Taylor

(74) *Attorney, Agent, or Firm*—Kwadjo Adusei-Poku;
Lloyd D. Doigan

(**) **Term:** **14 Years**

(57) **CLAIM**

(21) **Appl. No.:** **29/200,043**

The ornamental design for a body spray, as shown and described.

(22) **Filed:** **Feb. 23, 2004**

DESCRIPTION

(51) **LOC (8) Cl.** **23-01**

(52) **U.S. Cl.** **D23/213; D23/229**

(58) **Field of Search** D23/213, 229,
D23/230; 239/282, 283

FIG. 1 is a front perspective view of a body spray showing my new design;

FIG. 2 is a left side elevational view thereof;

FIG. 3 is a top plan view thereof;

FIG. 4 is a front elevational view thereof, the rear side being a mirror image thereof; and,

FIG. 5 is a right side elevational view thereof.

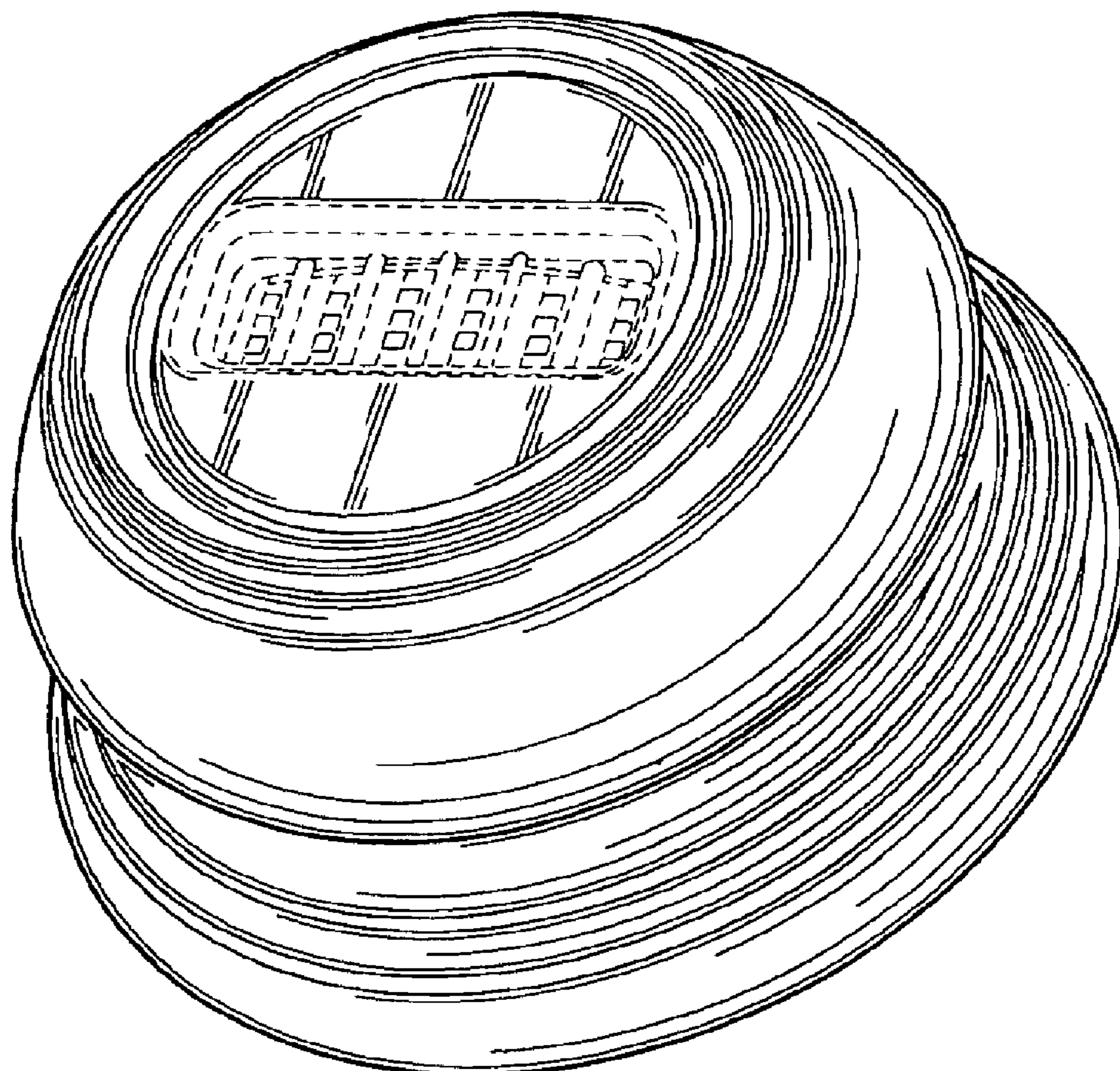
The broken line showing of is for illustrative purposes only and forms no part of the claimed design.

(56) **References Cited**

U.S. PATENT DOCUMENTS

D437,914 S * 2/2001 Fleischmann D23/213
D443,026 S * 5/2001 Kollmann et al. D23/229
D454,174 S * 3/2002 Taylor D23/229

1 Claim, 3 Drawing Sheets



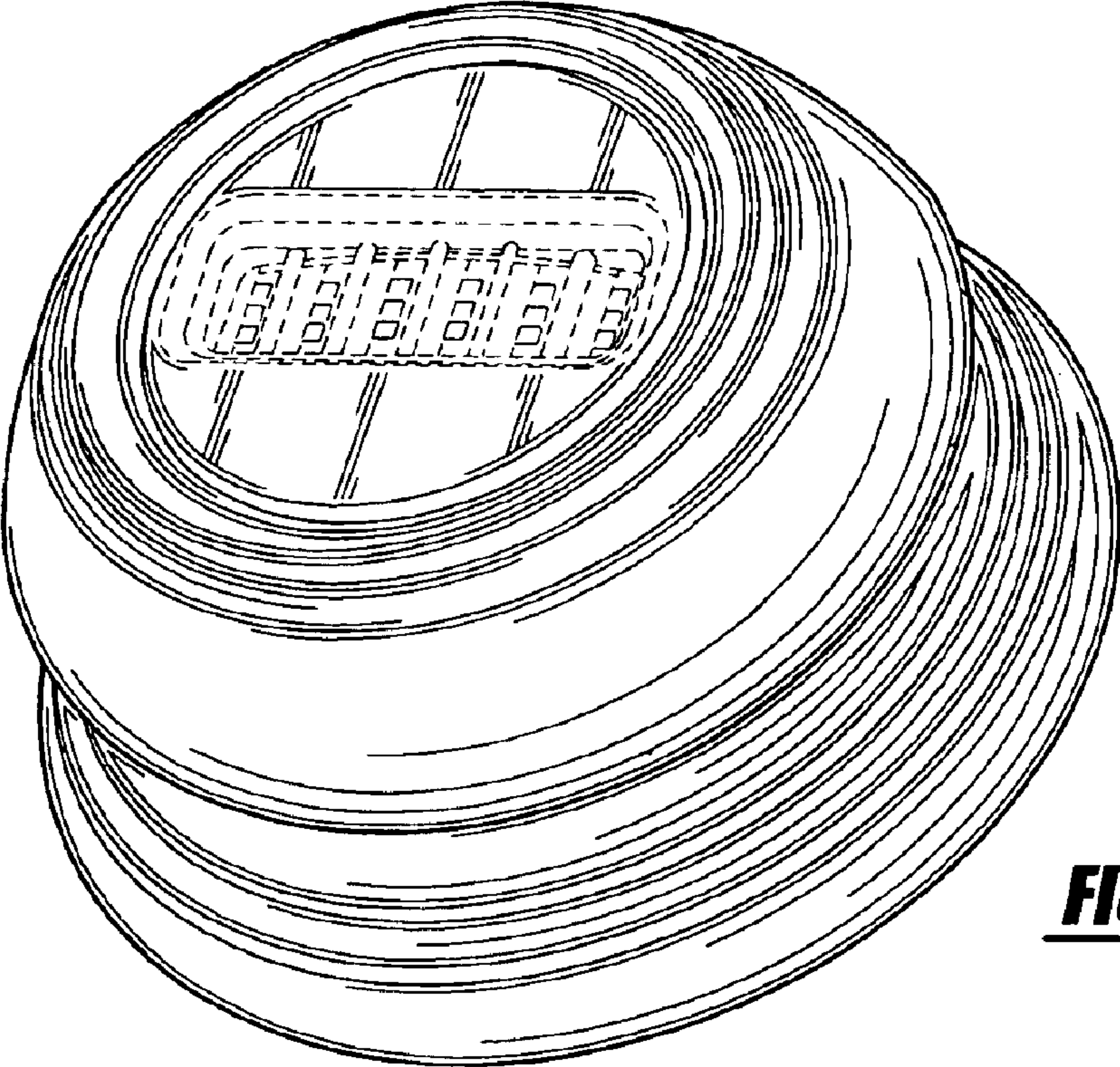


FIG - 1




FIG - 2

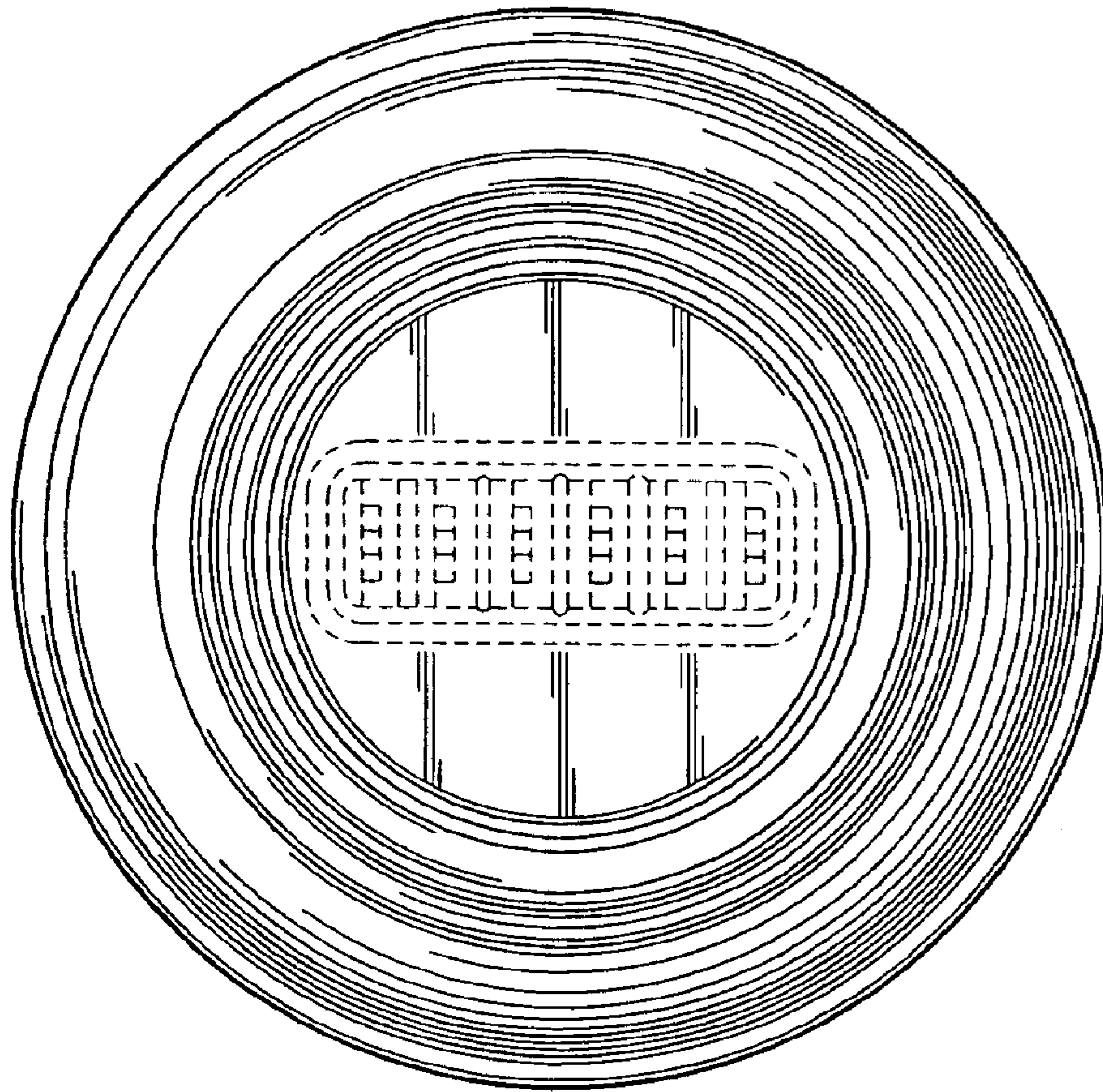


FIG - 3



FIG - 4




FIG - 5