

US00D506226S

(12) **United States Design Patent**
Koval et al.

(10) **Patent No.:** **US D506,226 S**
(45) **Date of Patent:** **** Jun. 14, 2005**

(54) **WINDOW DISPLAY SIGN**

(76) Inventors: **Igor Koval**, 2538 Augustine Dr.,
Cleveland, OH (US) 44134; **Ihor**
Semenyuk, 3455 Laurel Glenn Dr.,
Broadview Heights, OH (US) 44147

(**) Term: **14 Years**

(21) Appl. No.: **29/189,828**

(22) Filed: **Sep. 11, 2003**

(51) **LOC (8) Cl.** **20-03**

(52) **U.S. Cl.** **D20/33**

(58) **Field of Search** D20/10-15, 47-21,
D20/32-33, 42, 99; D11/102, 158, 174;
2/159; 40/424, 597; 446/220, 396

(56) **References Cited**

U.S. PATENT DOCUMENTS

1,629,400 A	*	5/1927	Lovejoy	116/51
1,975,765 A	*	10/1934	Brennan	116/51
D164,567 S	*	9/1951	Gosselin	D20/32
D260,626 S	*	9/1981	Kadar	D11/160
4,352,461 A	*	10/1982	Orta et al.	239/211
4,455,963 A	*	6/1984	Matsuo	116/306

4,486,975 A	*	12/1984	Harreld et al.	446/220
D295,640 S	*	5/1988	Breault	D10/109
D354,038 S	*	1/1995	Redhawk	D12/191
D391,308 S	*	2/1998	Rapp	D21/405
D464,376 S		10/2002	Zimmerman		

* cited by examiner

Primary Examiner—Robert M. Spear
(74) *Attorney, Agent, or Firm*—Fay, Sharpe, Fagan,
Minnich & McKee, LLP

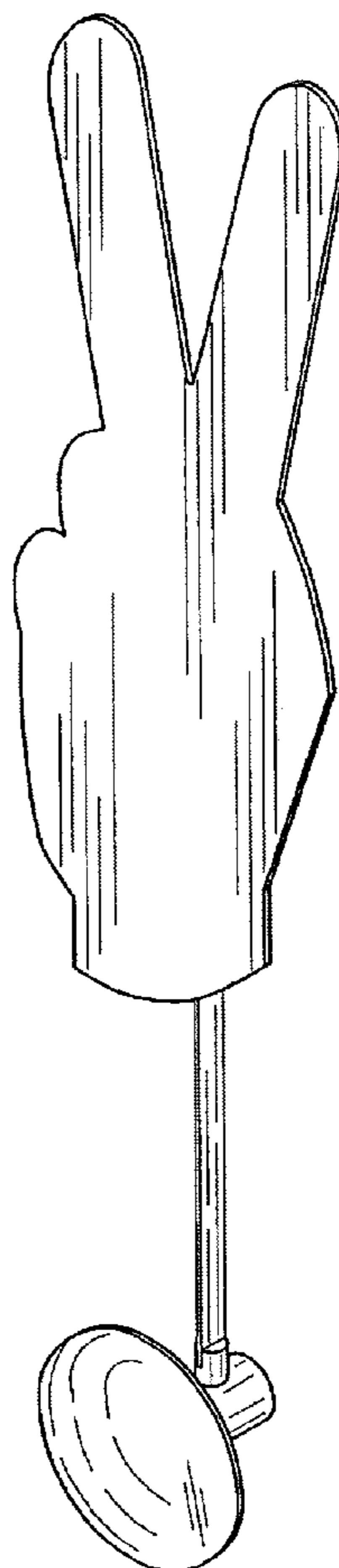
(57) **CLAIM**

The ornamental design for a window display sign, as shown and described.

DESCRIPTION

FIG. 1 is a rear perspective view of a window display sign, showing our new design;
FIG. 2 is a right side elevational view thereof;
FIG. 3 is a left side elevational view thereof;
FIG. 4 is a rear elevational view thereof;
FIG. 5 is a top plan view thereof;
FIG. 6 is a bottom plan view thereof;
FIG. 7 is a front perspective view thereof; and,
FIG. 8 is a front elevational view thereof.

1 Claim, 5 Drawing Sheets



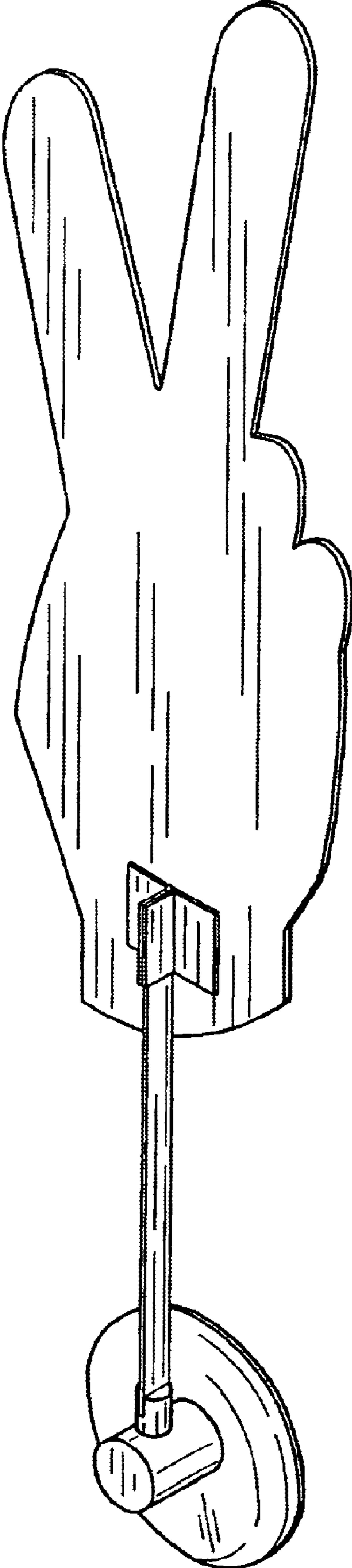


Fig. 1

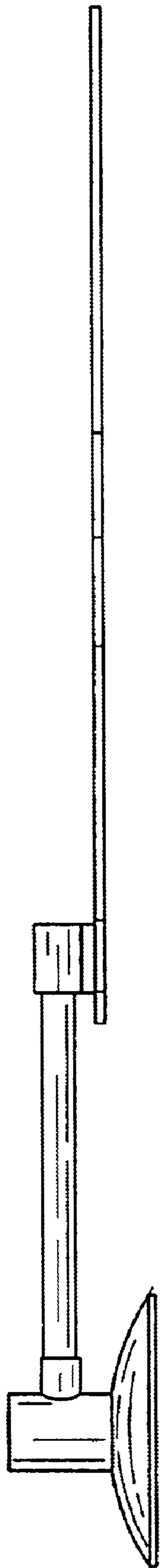


Fig. 2

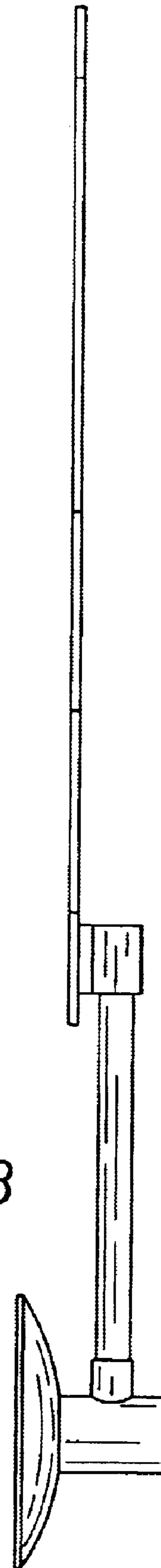


Fig. 3

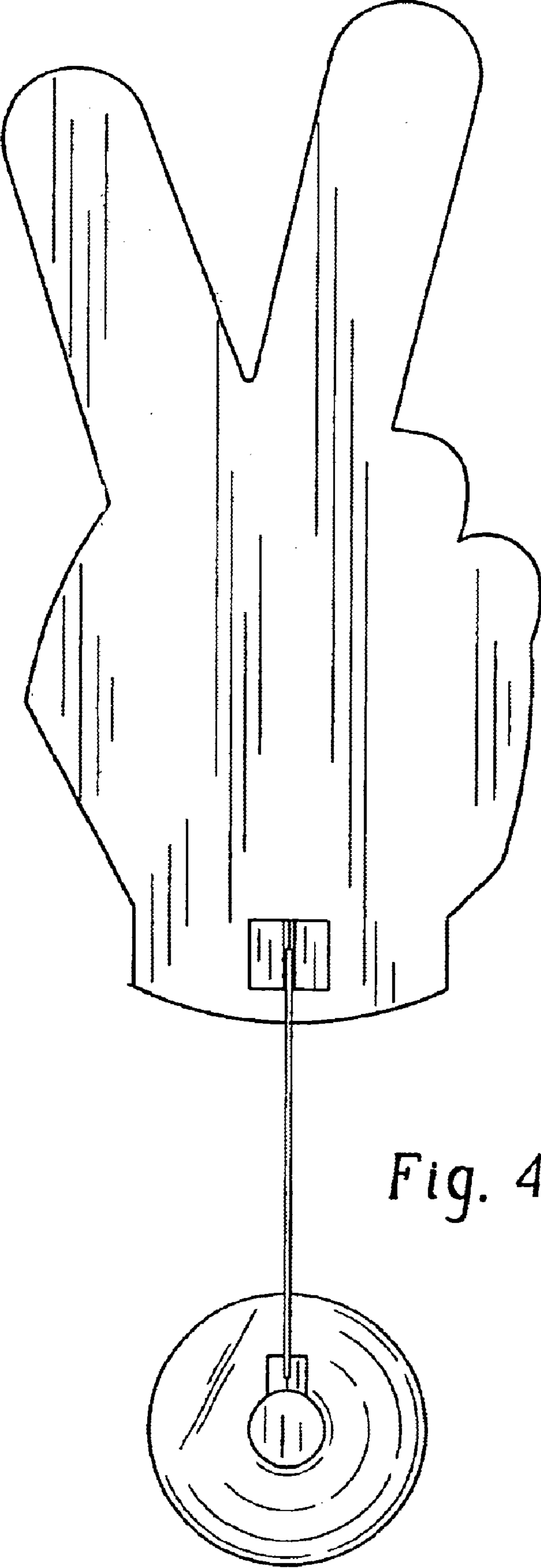


Fig. 4




Fig. 5




Fig. 6

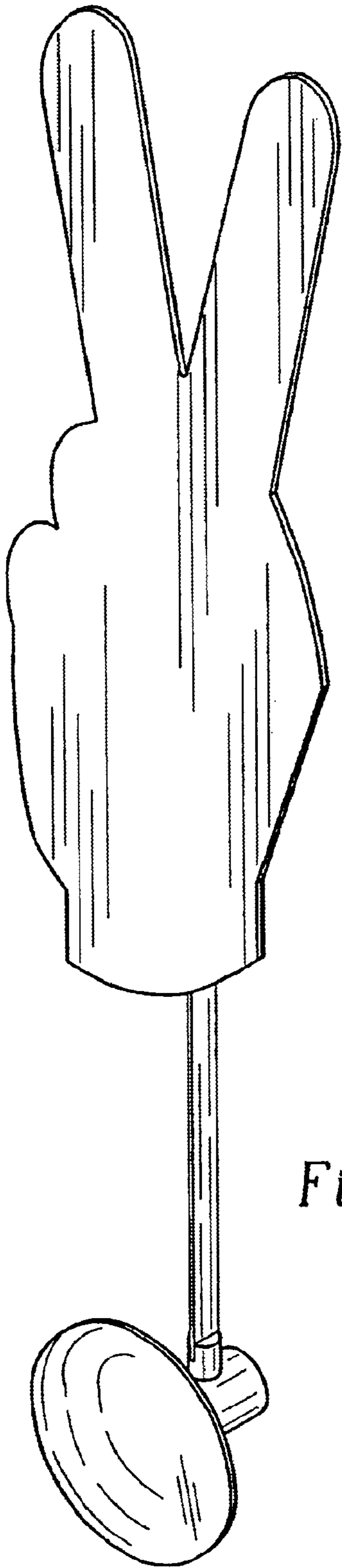


Fig. 7

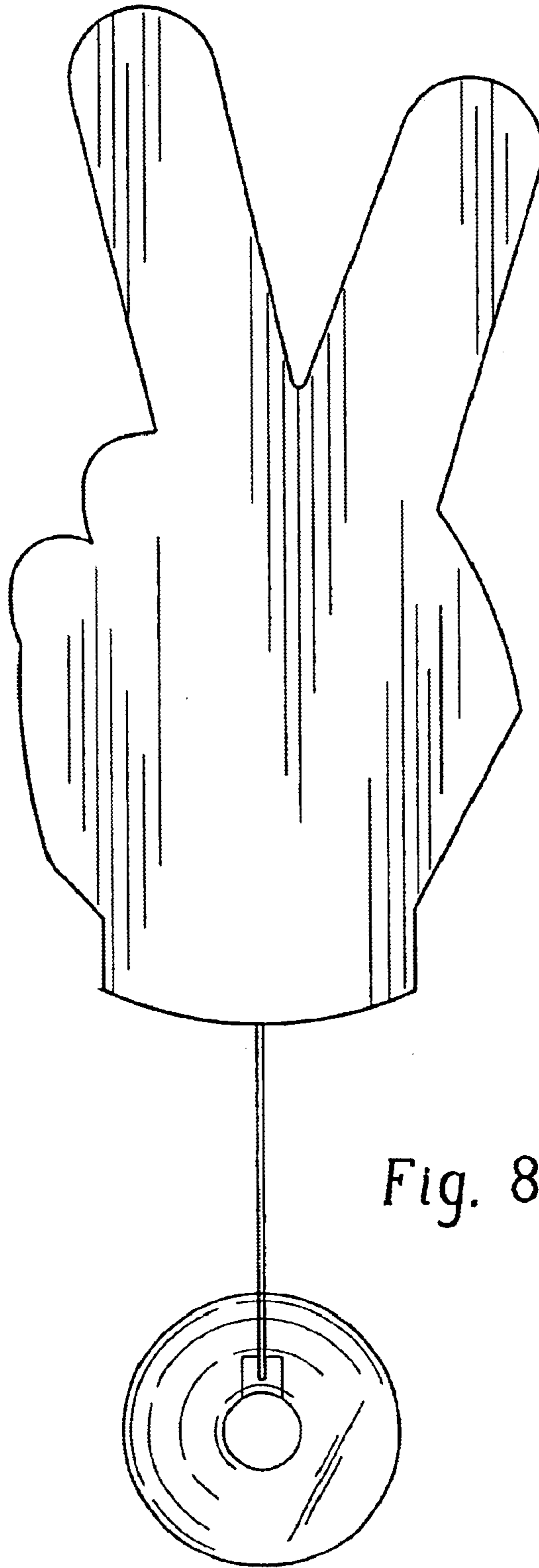


Fig. 8