

US00D506225S

(12) **United States Design Patent**  
**Mills et al.**

(10) **Patent No.:** **US D506,225 S**  
(45) **Date of Patent:** **\*\* Jun. 14, 2005**

- (54) **PENCIL TRAY**
- (75) Inventors: **Robert J. Mills**, Torrance, CA (US);  
**Peter Glass**, Arroyo Grande, CA (US)
- (73) Assignee: **Virco Mgmt. Corporation**, Torrance,  
CA (US)
- (\*\*) Term: **14 Years**
- (21) Appl. No.: **29/193,743**
- (22) Filed: **Nov. 12, 2003**
- (51) **LOC (8) Cl.** ..... **19-06**
- (52) **U.S. Cl.** ..... **D19/83; D19/77; D19/95**
- (58) **Field of Search** ..... D19/35, 36, 65,  
D19/75, 77, 78, 81-85, 92, 95, 23, 99,  
100; 206/214, 224, 371; 211/69.1-69.9,  
10, 11, 13.1; 312/322, 201, 326; D3/206

- 4,067,631 A 1/1978 Kelley
- D257,778 S \* 1/1981 Macowski ..... D19/99
- D332,968 S \* 2/1993 Peersmann ..... D19/77
- D352,067 S \* 11/1994 Mund et al. .... D19/75

\* cited by examiner

*Primary Examiner*—Martie K. Holtje  
(74) *Attorney, Agent, or Firm*—Denton L. Anderson;  
Sheldon & Mak; Robert M. Hupe

(57) **CLAIM**

The ornamental design for a pencil tray, as shown and described.

**DESCRIPTION**

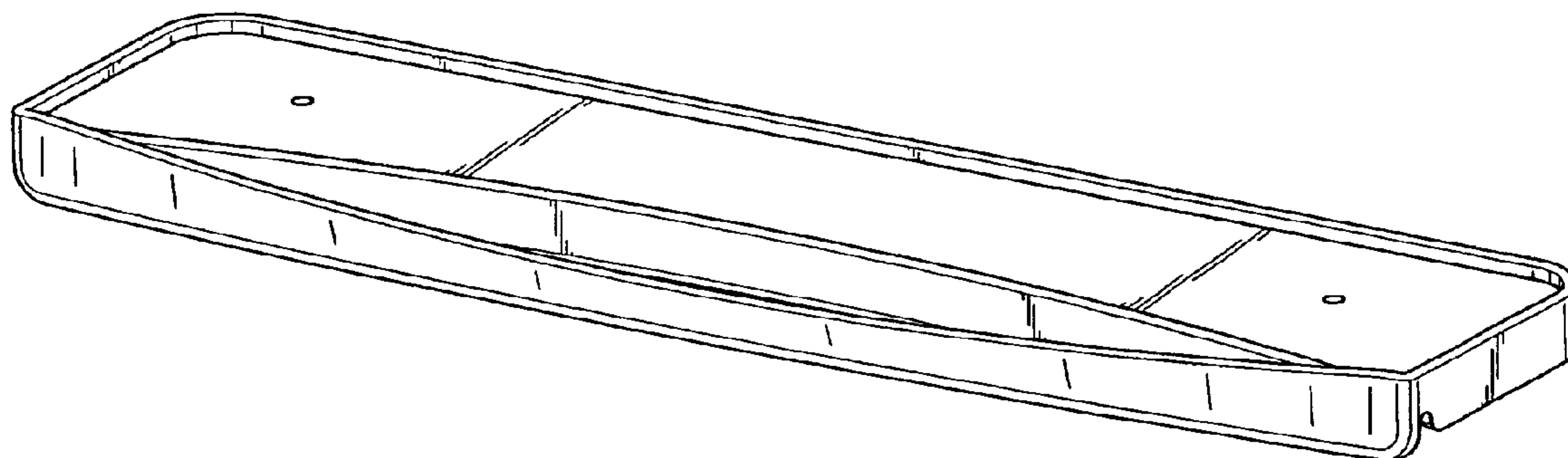
FIG. 1 is a perspective view of the pencil tray of the invention;  
FIG. 2 is a front view of the pencil tray illustrated in FIG. 1;  
FIG. 3 is a rear view of the pencil tray illustrated in FIG. 1;  
FIG. 4 is an end view of the pencil tray illustrated in FIG. 1;  
FIG. 5 is a top view of the pencil tray illustrated in FIG. 1; and,  
FIG. 6 is a bottom view of the pencil tray illustrated in FIG. 1.

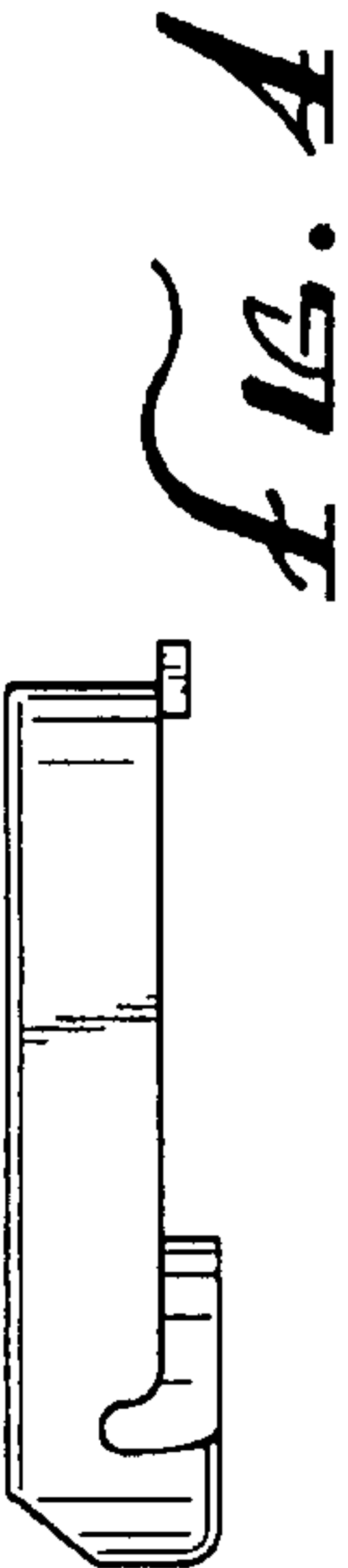
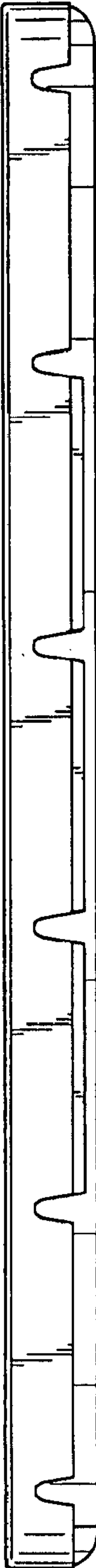
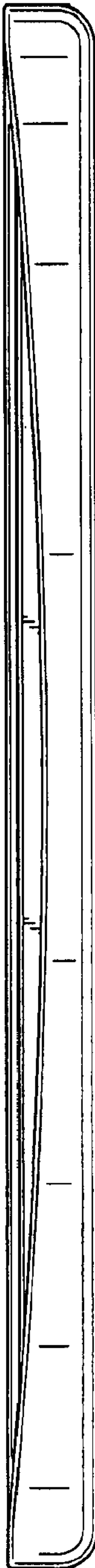
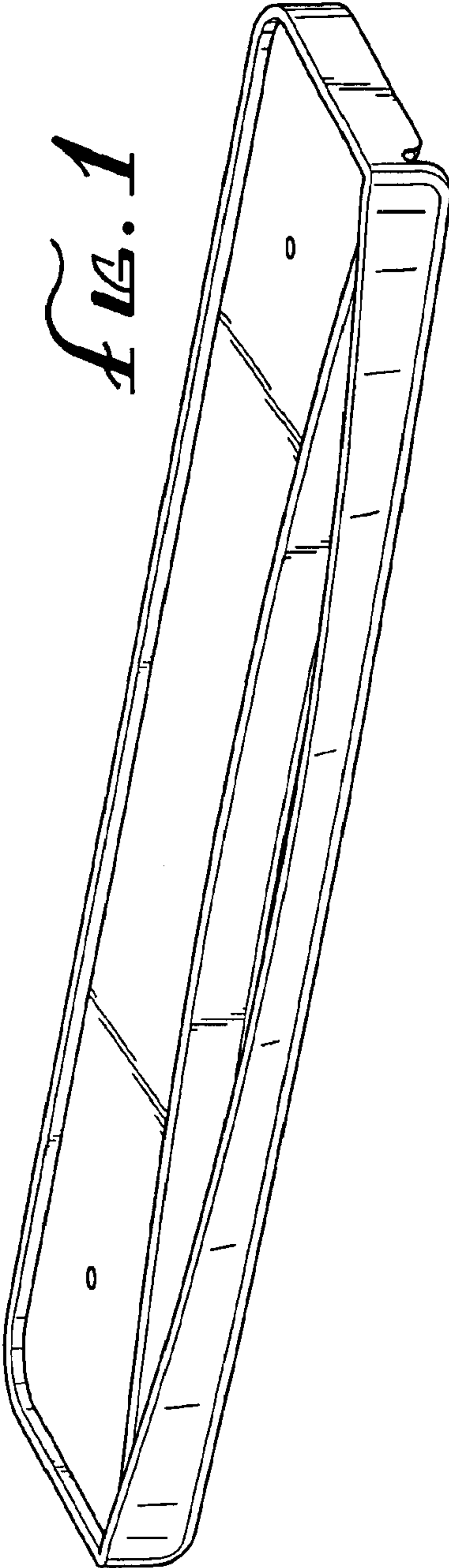
(56) **References Cited**

**U.S. PATENT DOCUMENTS**

- 1,883,012 A \* 10/1932 Shields ..... 206/214
- D106,447 S \* 10/1937 Loewy ..... D19/77
- D187,825 S \* 5/1960 Reichow ..... D19/23
- D188,967 S \* 10/1960 Bieger ..... D19/99
- D217,403 S \* 4/1970 Rhoades ..... D19/85
- 3,630,344 A \* 12/1971 Bergh et al. .... 206/214

**1 Claim, 2 Drawing Sheets**





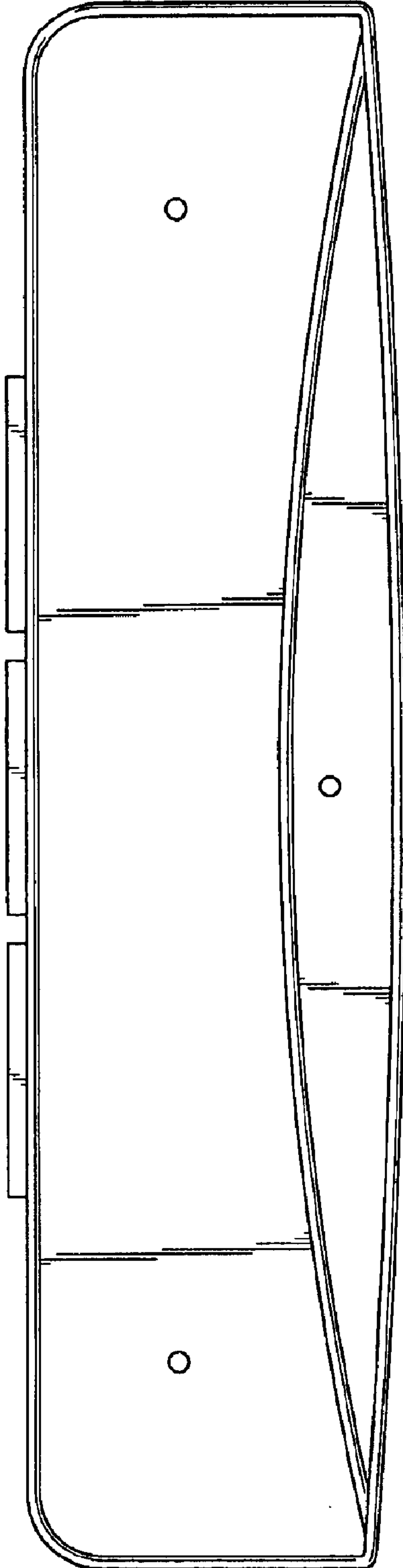


FIG. 5

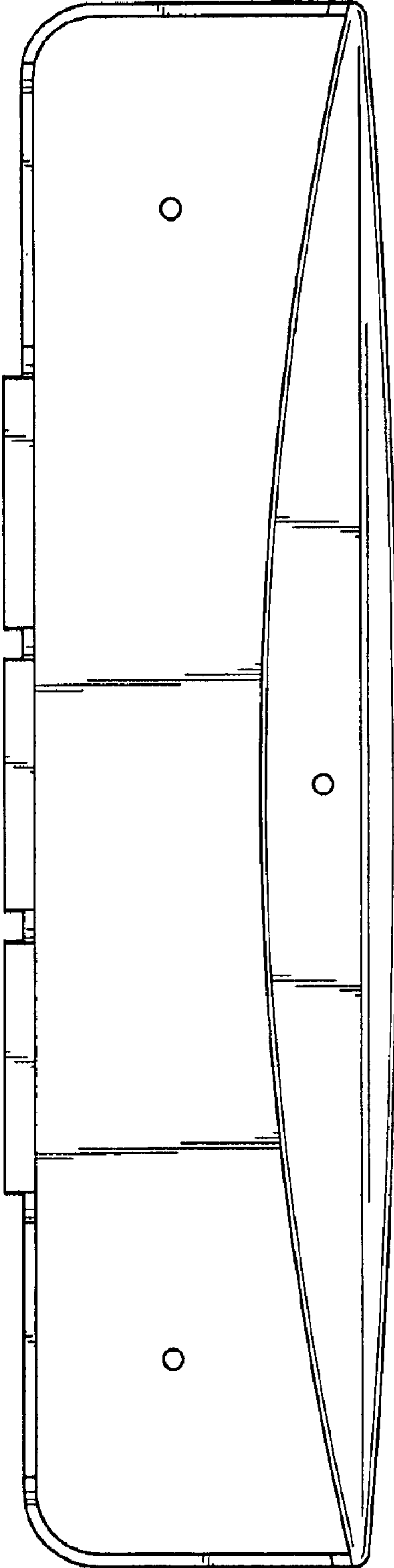


FIG. 6