



US00D506223S

(12) **United States Design Patent**
Green et al.

(10) **Patent No.:** **US D506,223 S**
(45) **Date of Patent:** **** Jun. 14, 2005**

(54) **GLOBE AND STAND**

(75) Inventors: **Paul H. Green**, Deerfield, IL (US);
Perry Engstrom, Mount Prospect, IL
(US); **Jeffrey D. Bransky**, Chicago, IL
(US); **Gregory J. Foster**, Chicago, IL
(US); **Robert W. Sheldon**, Chicago, IL
(US)

(73) Assignee: **Replogle Globes, Inc.**, Broadview, IL
(US)

(**) Term: **14 Years**

(21) Appl. No.: **29/205,606**

(22) Filed: **May 18, 2004**

(51) **LOC (8) Cl.** **19-07**

(52) **U.S. Cl.** **D19/61**

(58) **Field of Search** D19/59, 61, 62;
362/809; 434/131, 132, 133, 134, 135,
136, 137, 138, 139, 140, 141, 142, 143,
145, 146, 147, 148

(56) **References Cited**

U.S. PATENT DOCUMENTS

888,854 A	*	5/1908	Sheldon	434/132
1,196,108 A	*	8/1916	Harbeck	434/133
D119,695 S	*	3/1940	Clark	D19/61
2,958,959 A		11/1960	Hubbard		
3,086,299 A		4/1963	Wilkerson		
4,083,122 A	*	4/1978	Denney	434/137
D352,312 S	*	11/1994	Butler	D19/61
5,505,621 A	*	4/1996	Lamphiear	434/137
D376,818 S	*	12/1996	Graham et al.	D19/61

D407,747 S	*	4/1999	Liu	D19/28
5,931,677 A	*	8/1999	Rifat et al.	434/131
D416,044 S	*	11/1999	Martin	D19/61
D417,466 S	*	12/1999	Ho	D19/61
6,183,257 B1	*	2/2001	Ho	434/131
D447,360 S	*	9/2001	Schwarzli	D6/449
D458,967 S	*	6/2002	Ho	D19/61

OTHER PUBLICATIONS

PCT Search Report dated Jul. 10, 2003 conducted by Authorized Officer G. Bruce, 5 pages.

Photograph of prior art globe construction made in Germany approximately 4½ inches in diameter on a standard pivotal about equatorial and polar axes.

Photograph of Replogle Globe, Inc. 3.3 inch diameter globe on a stand rotatable about polar axis.

* cited by examiner

Primary Examiner—Joel A. Sincavage

Assistant Examiner—Elizabeth Albert

(74) *Attorney, Agent, or Firm*—Banner & Witcoff, Ltd.

(57) **CLAIM**

We claim the ornamental design for a globe and stand, as shown and described.

DESCRIPTION

FIG. 1 is an isometric view of the globe and stand of the invention;

FIG. 2 is side view of the globe and stand of FIG. 1; and, FIG. 3 is a right side end view of the globe and stand of FIG. 2.

1 Claim, 1 Drawing Sheet

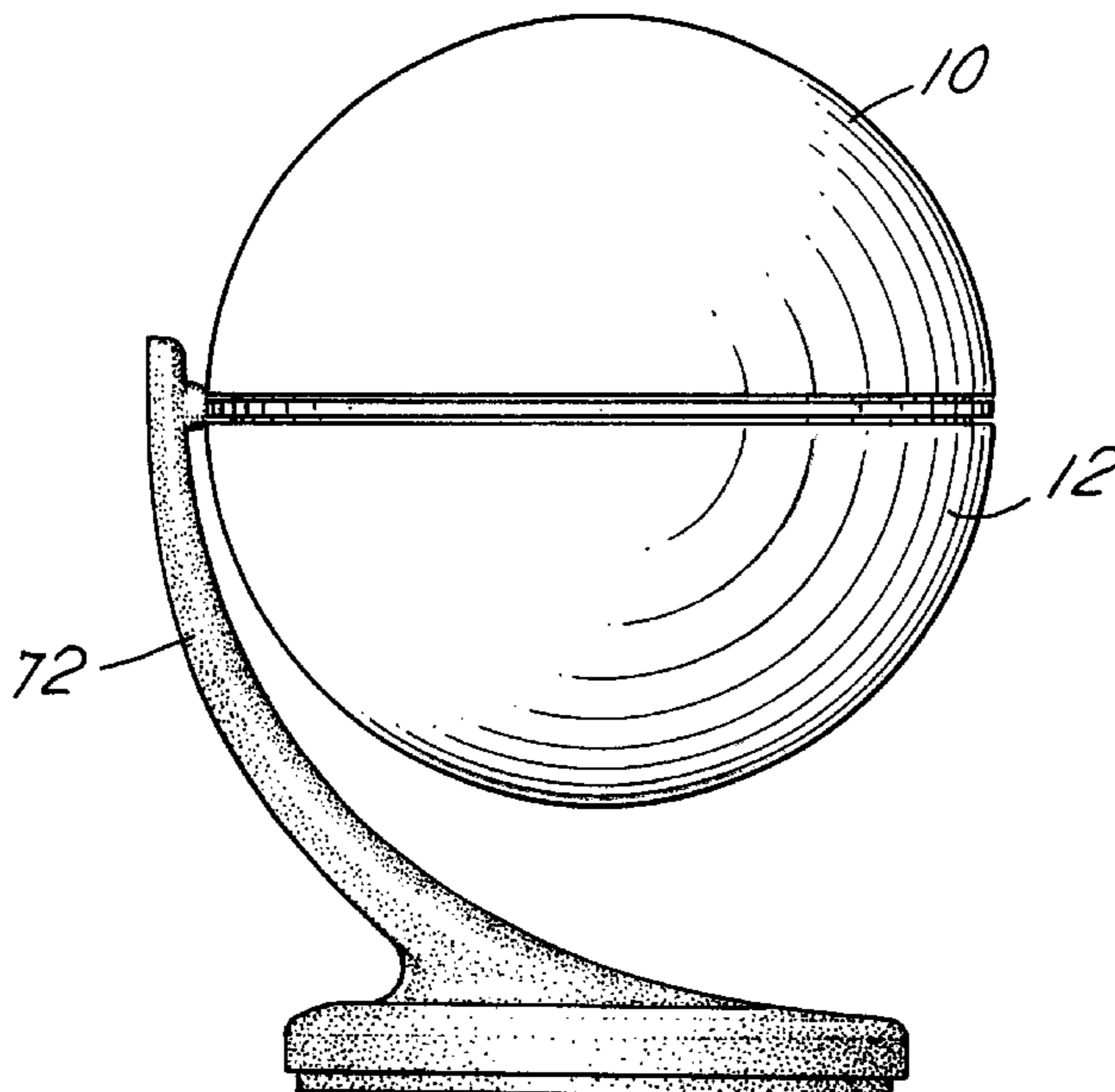


FIG.1

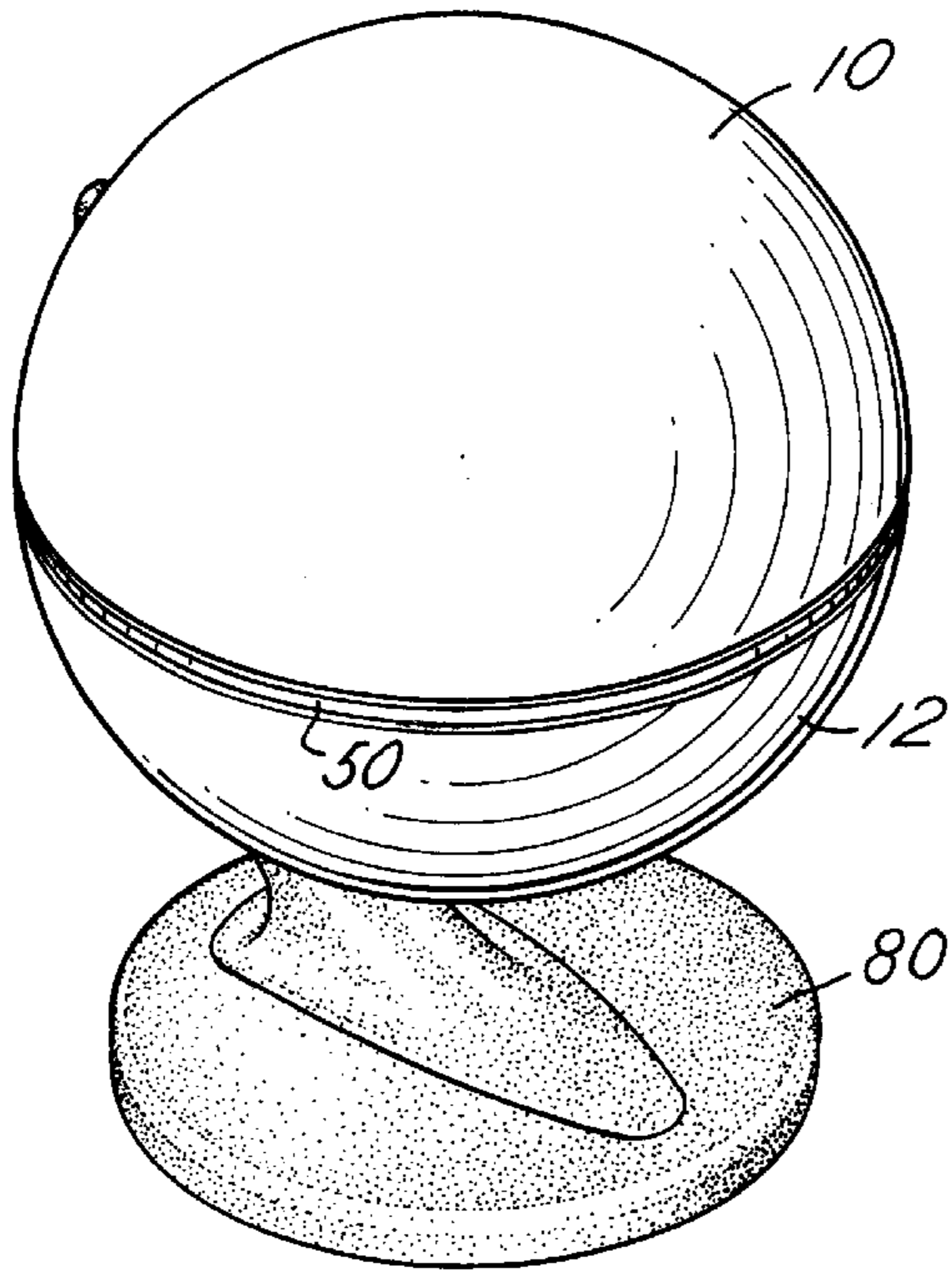


FIG.3

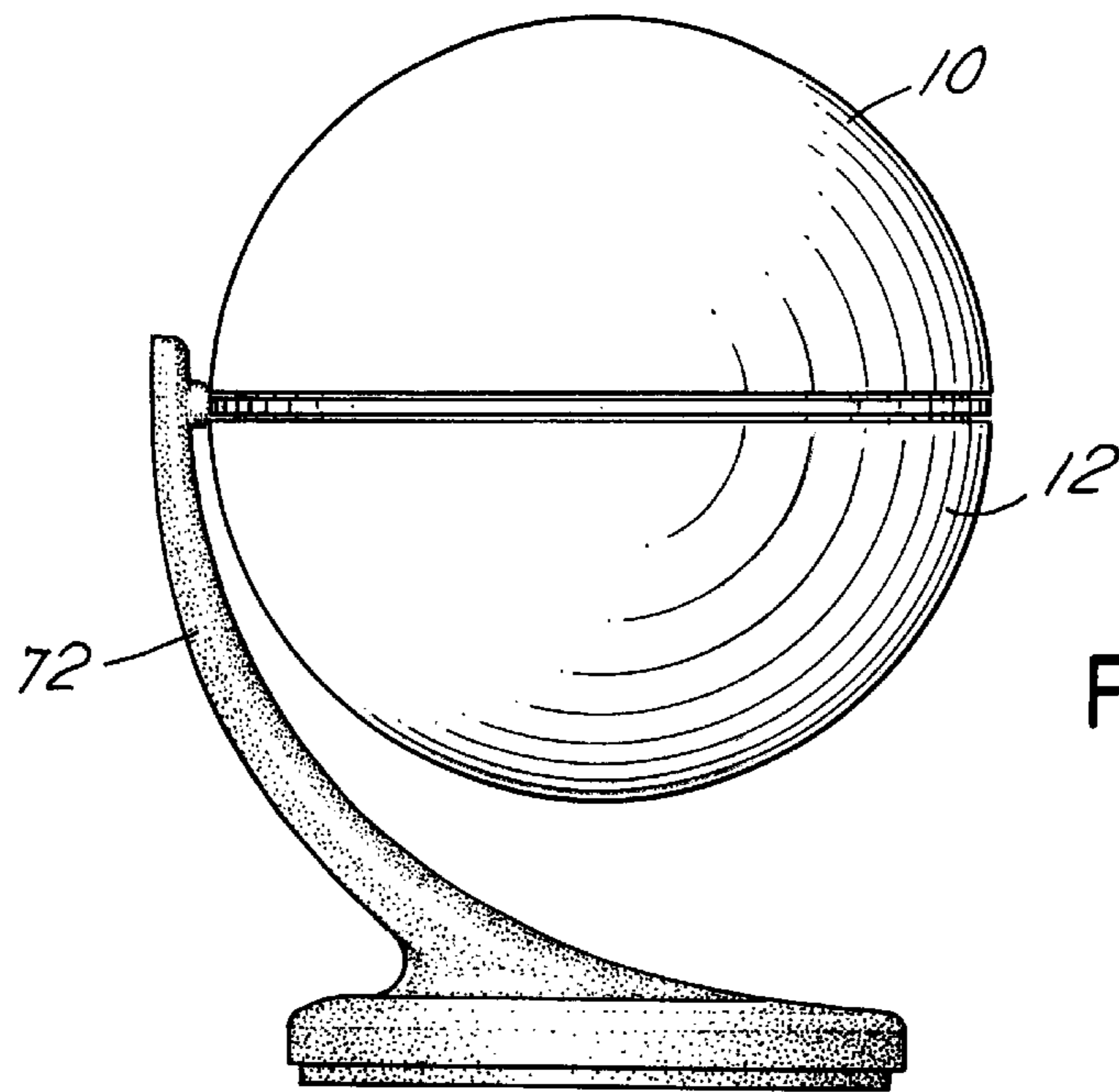
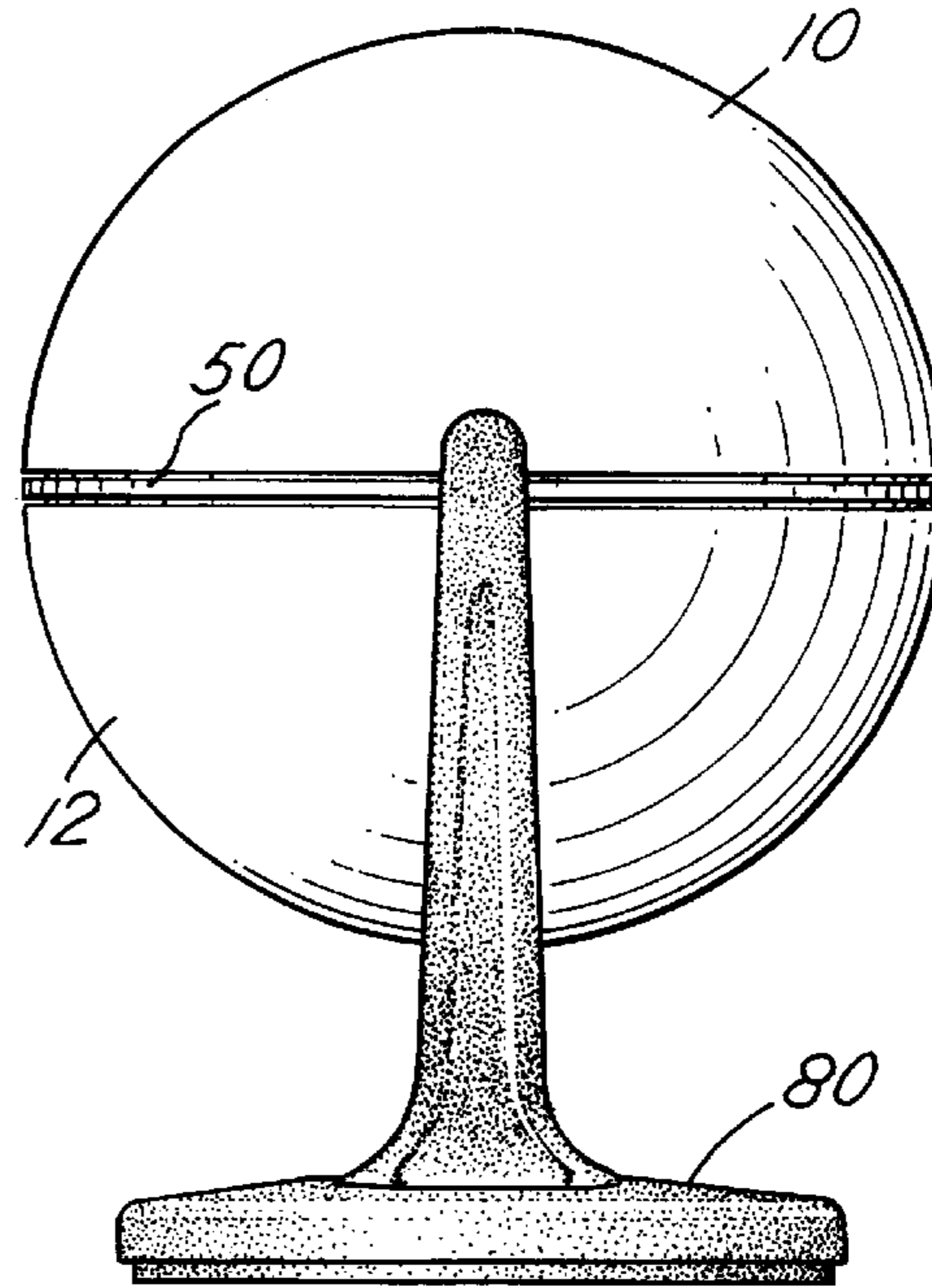


FIG.2