

US00D506207S

(12) **United States Design Patent**  
**Kitaoka**

(10) **Patent No.:** **US D506,207 S**

(45) **Date of Patent:** **\*\* Jun. 14, 2005**

(54) **MEMORY CASSETTE**

(75) **Inventor:** **Yasuhide Kitaoka, Tokyo (JP)**

(73) **Assignee:** **Teac Corporation, Tokyo (JP)**

(\*\*) **Term:** **14 Years**

(21) **Appl. No.:** **29/191,447**

(22) **Filed:** **Oct. 7, 2003**

(30) **Foreign Application Priority Data**

Apr. 25, 2003 (JP) ..... 2003-011799

(51) **LOC (8) Cl.** ..... **14-99**

(52) **U.S. Cl.** ..... **D14/479**

(58) **Field of Search** ..... D14/432, 435-8,  
D14/478-80; D21/324-33; 273/148 B;  
206/312, 307, 308.1, 308.2, 308.3, 472;  
369/272.1, 273, 292, 77.21; 360/131-3,  
97.01-99.12; 463/43-7, 1, 30

(56) **References Cited**

**U.S. PATENT DOCUMENTS**

D328,457 S \* 8/1992 Matsuzaka ..... D14/479

D394,050 S \* 5/1998 Funawatari ..... D14/479  
D466,902 S \* 12/2002 Warmenhoven ..... D14/479  
D470,498 S \* 2/2003 Argumedo et al. .... D14/435  
D493,470 S \* 7/2004 Abbott et al. .... D14/478

\* cited by examiner

*Primary Examiner*—M. H. Tung

(74) *Attorney, Agent, or Firm*—Anderson Kill & Olick PC;  
Eugene Lieberstein; Michael N. Meller

(57) **CLAIM**

The ornamental design for a memory cassette, as shown and described.

**DESCRIPTION**

FIG. 1 is a perspective view of a memory cassette showing the design, on a reduced scale;  
FIG. 2 is a front view thereof;  
FIG. 3 is a rear view thereof;  
FIG. 4 is a left side view thereof;  
FIG. 5 is a right side view thereof;  
FIG. 6 is a top view thereof; and,  
FIG. 7 is a bottom view thereof.

**1 Claim, 4 Drawing Sheets**

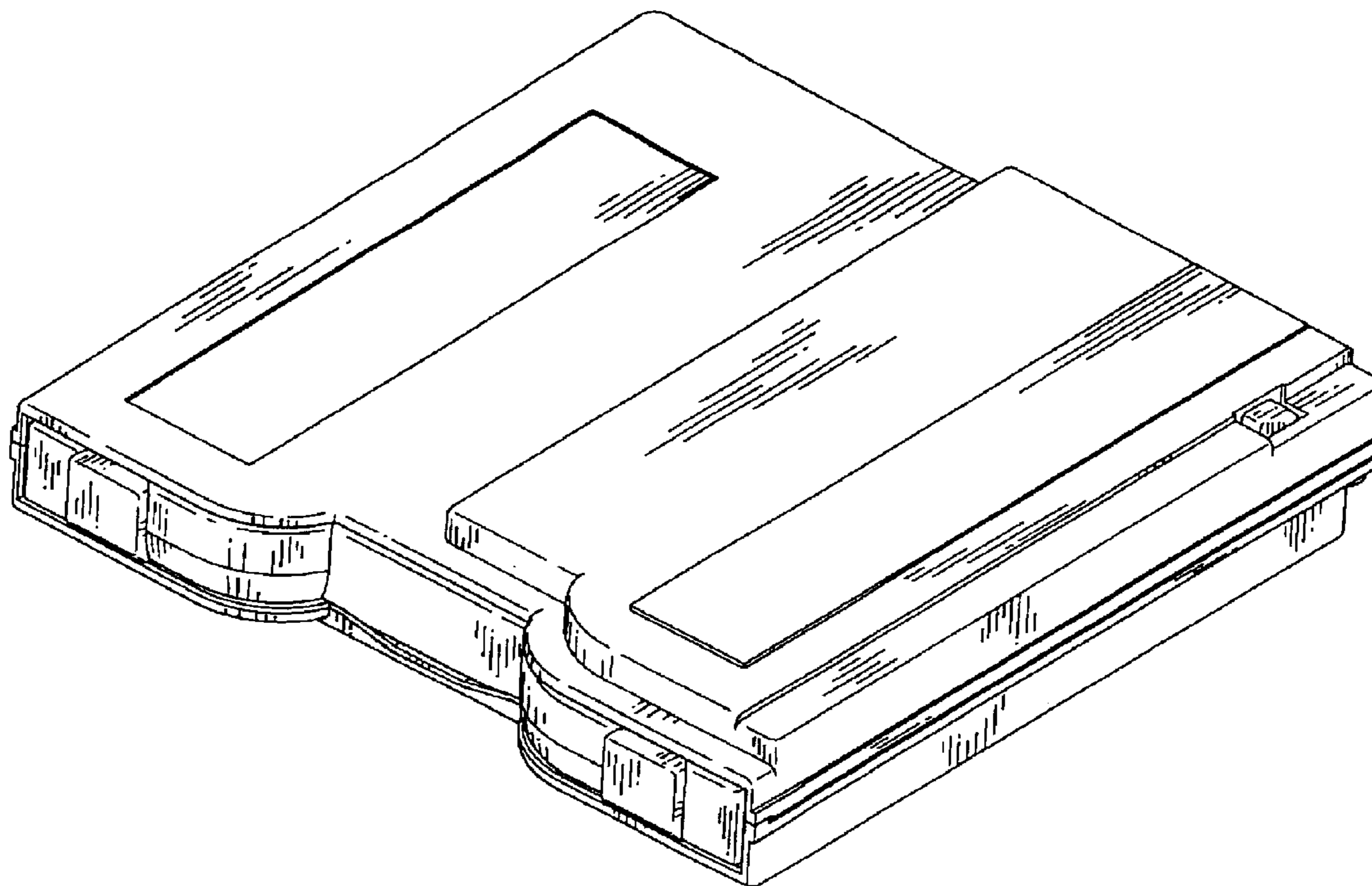


FIG. 1

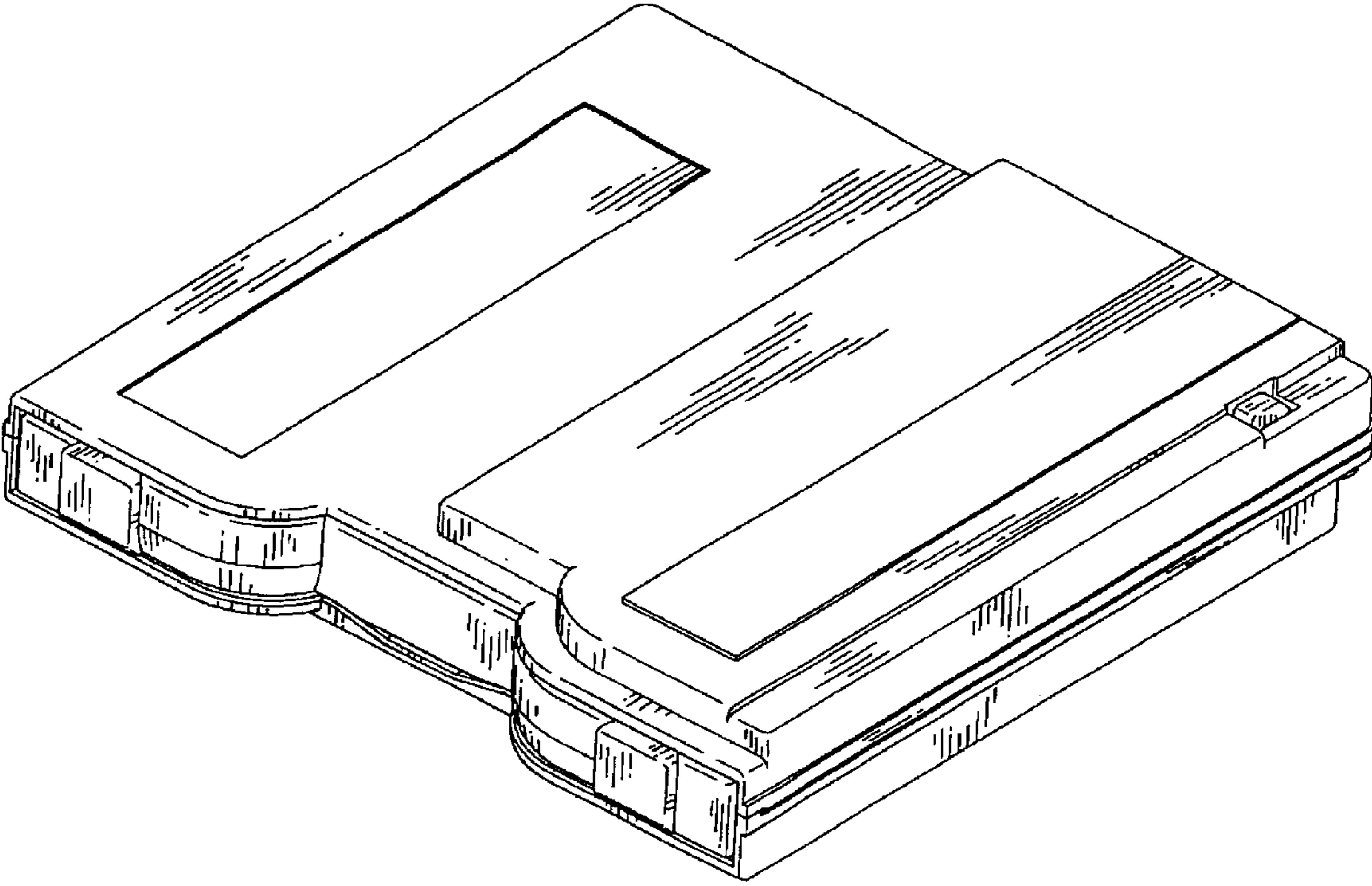


FIG. 2

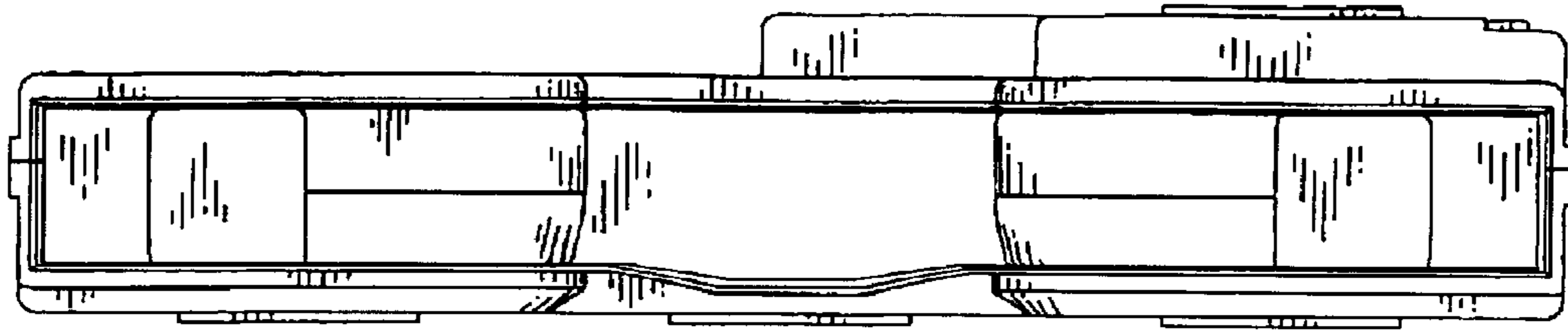


FIG. 3

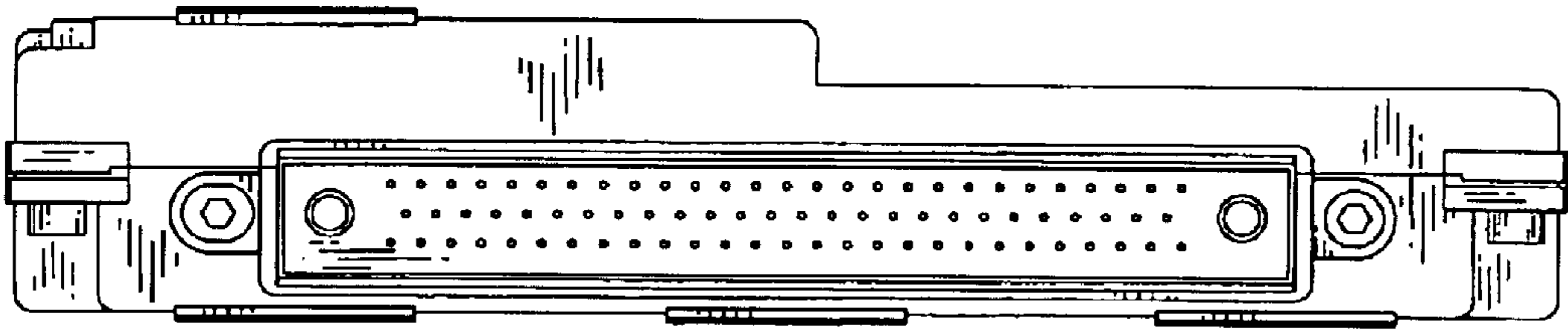


FIG. 4

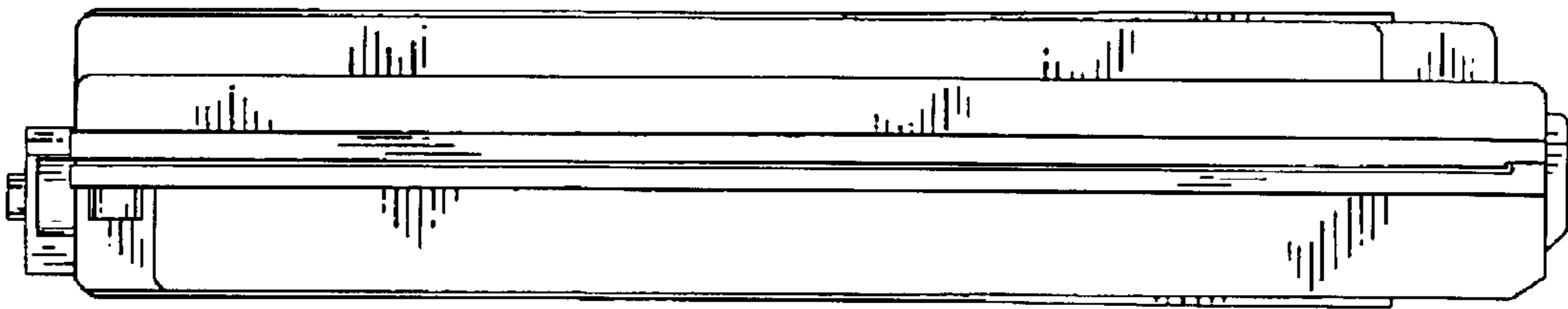


FIG. 5




FIG. 6

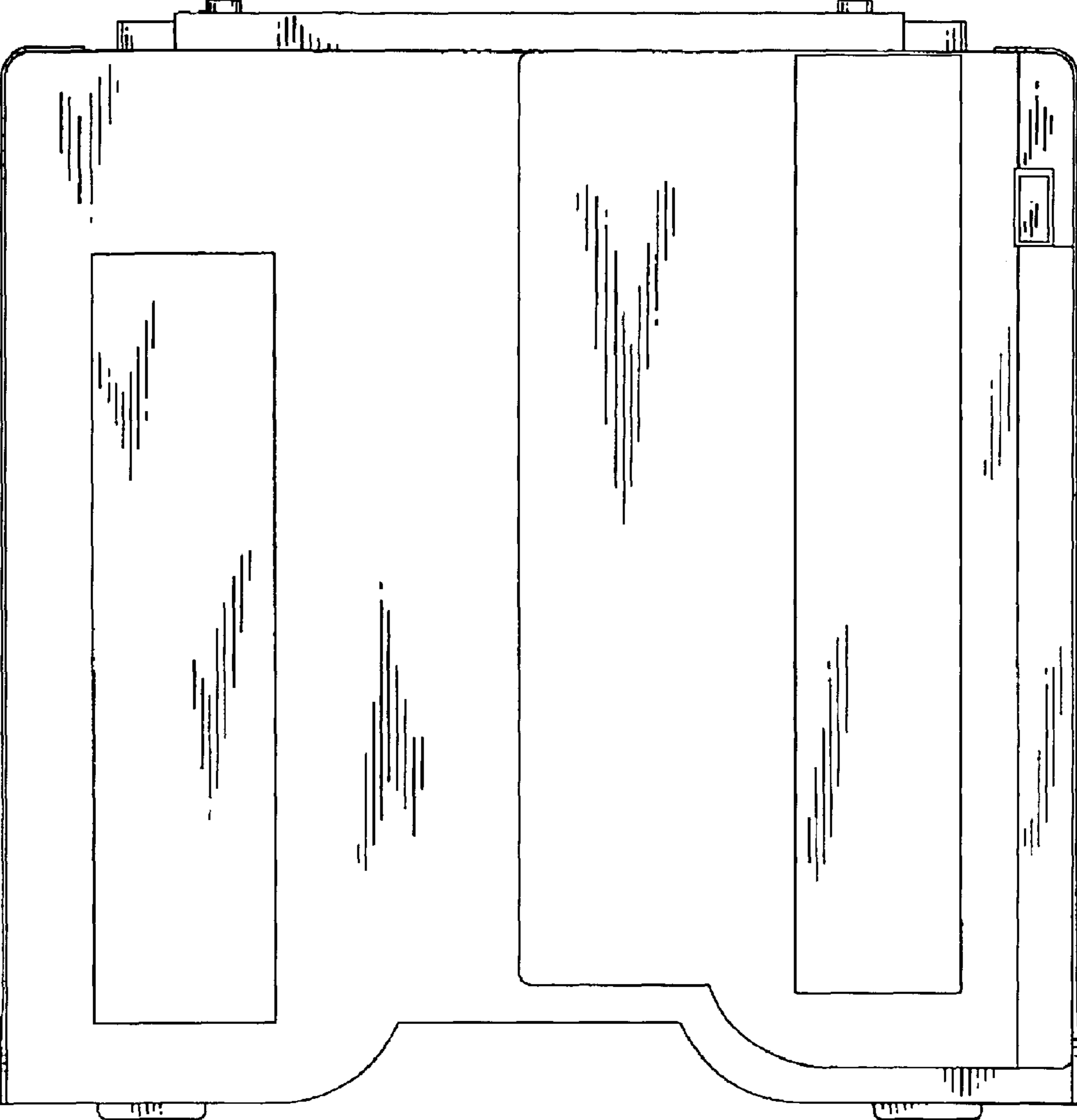


FIG. 7

