



US00D506206S

(12) **United States Design Patent**  
**Mabbutt**

(10) **Patent No.:** **US D506,206 S**  
(45) **Date of Patent:** **\*\* Jun. 14, 2005**

(54) **SOCCER FIELD MOUSE PAD**

(76) **Inventor:** **David L. Mabbutt**, 3700 22nd St., Apt. B, San Francisco, CA (US) 94114

(\*\*) **Term:** **14 Years**

(21) **Appl. No.:** **29/191,274**

(22) **Filed:** **Oct. 3, 2003**

(51) **LOC (8) Cl.** ..... **14-02**

(52) **U.S. Cl.** ..... **D14/458**

(58) **Field of Search** ..... D14/458, 459, D14/451; D6/596, 597, 613; D21/702, 706, 339; 248/917-924, 442.2; 345/156-167

(56) **References Cited**

**U.S. PATENT DOCUMENTS**

D382,551 S	*	8/1997	Tran	.....	D14/458
D388,414 S	*	12/1997	Carlson	.....	D14/458
D399,833 S	*	10/1998	Barrette	.....	D14/458
D425,048 S	*	5/2000	Lin	.....	D14/458
D468,747 S	*	1/2003	Kwon	.....	D14/451

\* cited by examiner

*Primary Examiner*—Kay H. Chin

(74) *Attorney, Agent, or Firm*—Edwin A Skoch, II

(57) **CLAIM**

The ornamental design for a soccer field mouse pad, as shown and described.

**DESCRIPTION**

A mouse pad that has the appearance of a soccer field, including ornamental goal, to be used for ornamentation and as a game.

FIG. 1 is a top perspective view of a soccer field mouse pad, showing my new design.

FIG. 2 is a right side elevation view thereof.

FIG. 3 is a rear elevation view thereof.

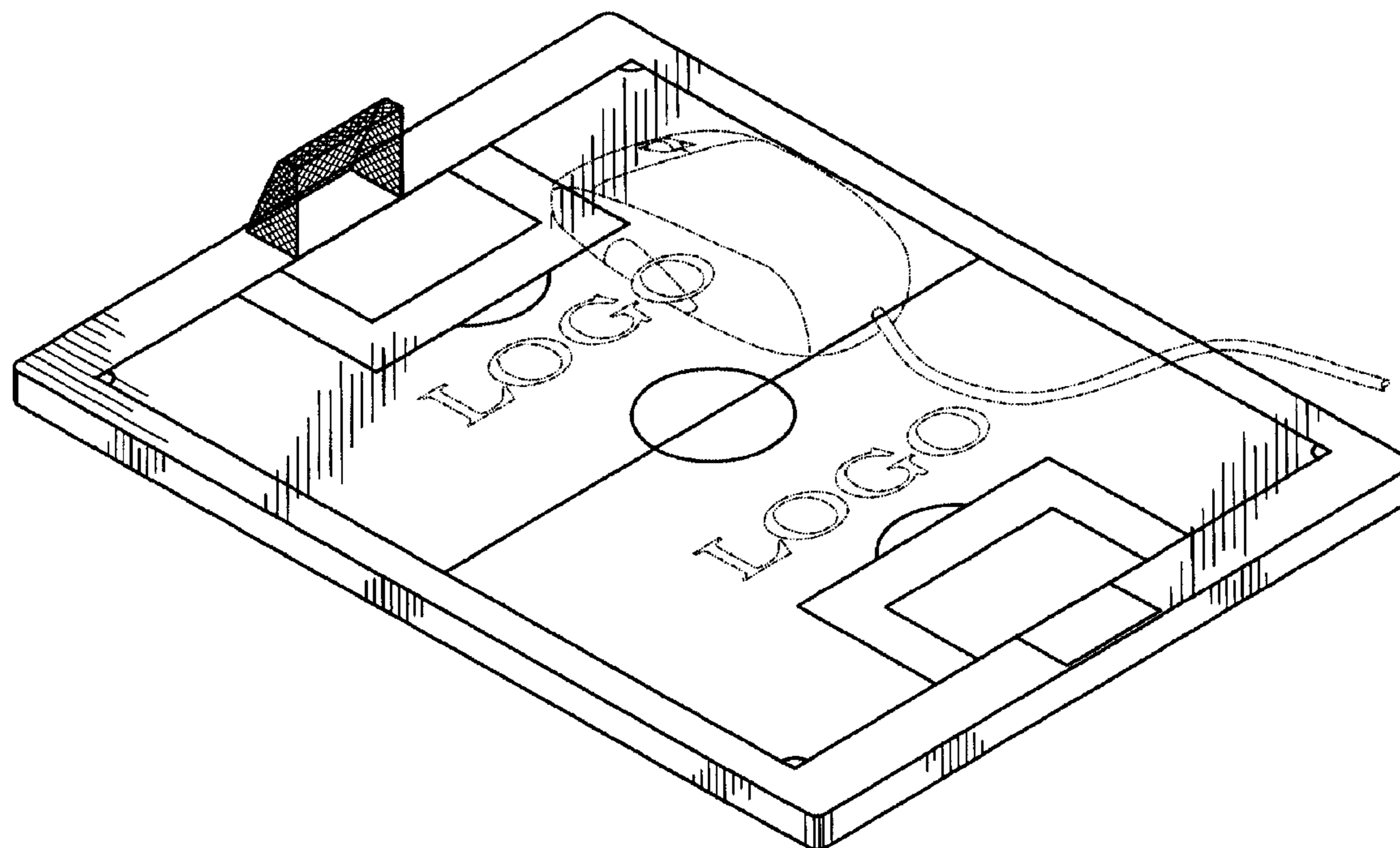
FIG. 4 is a front elevation view thereof.

FIG. 5 is a top plan view thereof; and,

FIG. 6 is a bottom plan view thereof.

The broken line illustration of the computer mouse and logos shown in the views are for illustrative purpose only, and form no part of the claimed design.

**1 Claim, 2 Drawing Sheets**



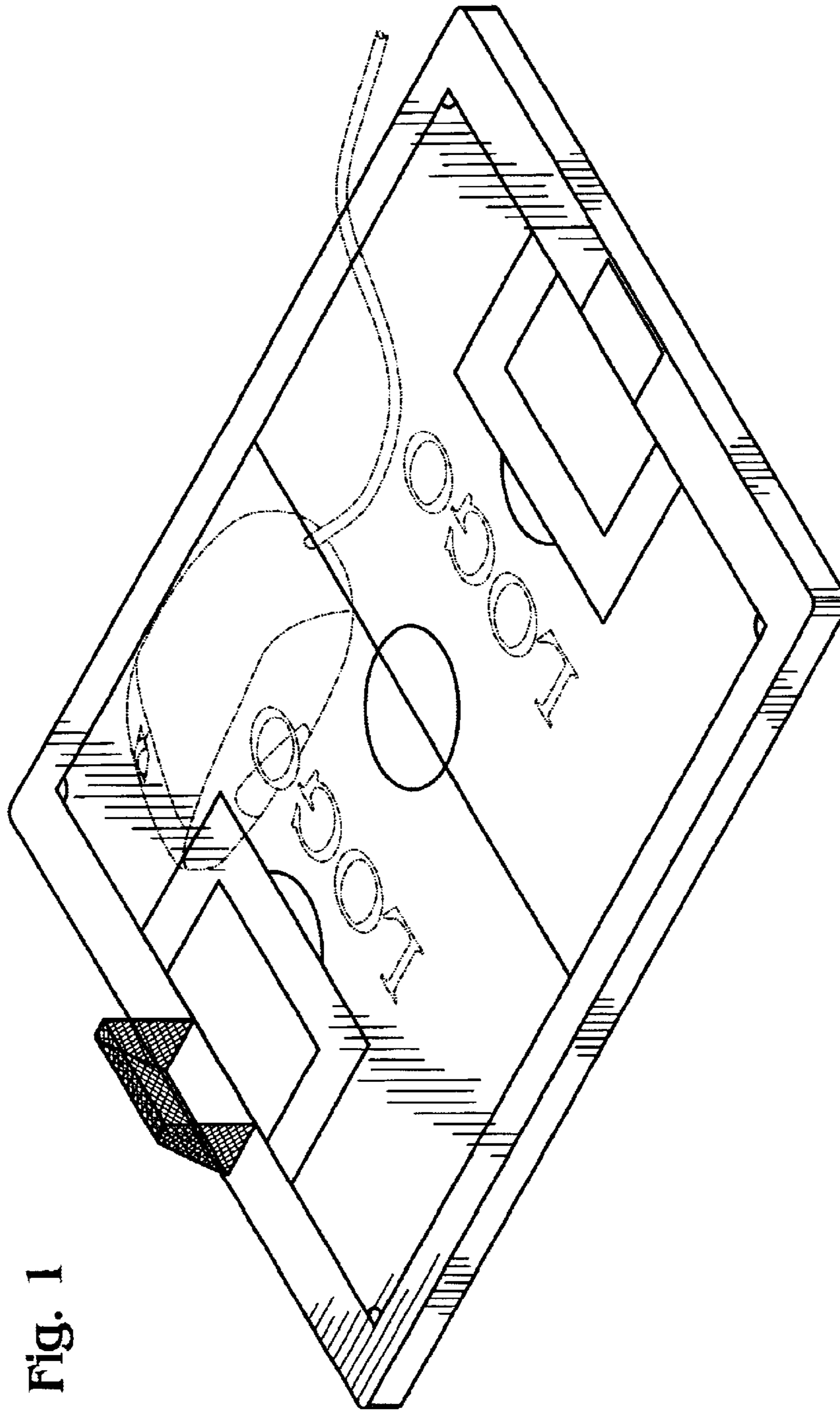


Fig. 1

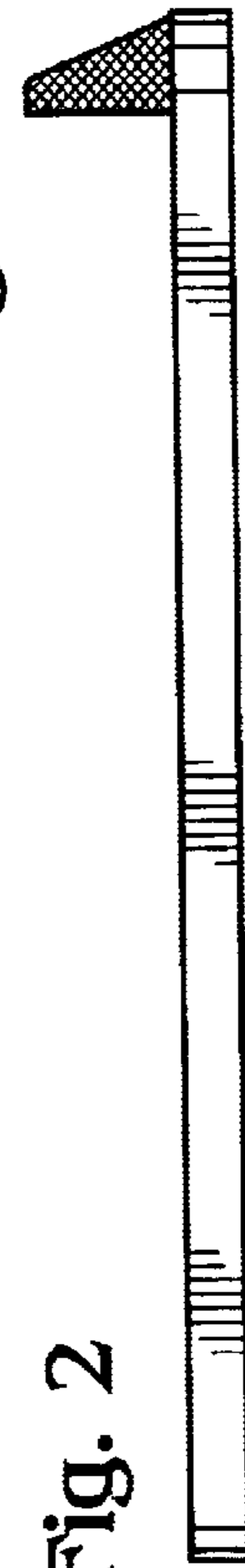


Fig. 2

