

US00D506193S

(12) **United States Design Patent**
Shoushtari

(10) **Patent No.:** **US D506,193 S**
(45) **Date of Patent:** **** Jun. 14, 2005**

(54) **COMPUTER**

D373,528 S * 9/1996 Ser Tuen Wei D9/431
D376,600 S * 12/1996 Vallillee et al. D14/240

(76) Inventor: **Hamid Shoushtari**, 11432 Aspendell
Pl., San Diego, CA (US) 92131

FOREIGN PATENT DOCUMENTS

(**) Term: **14 Years**

GB 2089203 * 8/2000
WO DM/052395 * 6/2000

(21) Appl. No.: **29/185,434**

* cited by examiner

(22) Filed: **Jun. 26, 2003**

Primary Examiner—Freda S. Nunn

(51) **LOC (8) Cl.** **14-02**

(57) **CLAIM**

(52) **U.S. Cl.** **D14/300**

I claim the ornamental design for a computer, as shown and described.

(58) **Field of Search** D14/300, 301,
D14/308, 312; D13/110, 123, 184; 361/697,
683, 686

DESCRIPTION

(56) **References Cited**

FIG. 1 is a perspective view of a computer showing my new design.

U.S. PATENT DOCUMENTS

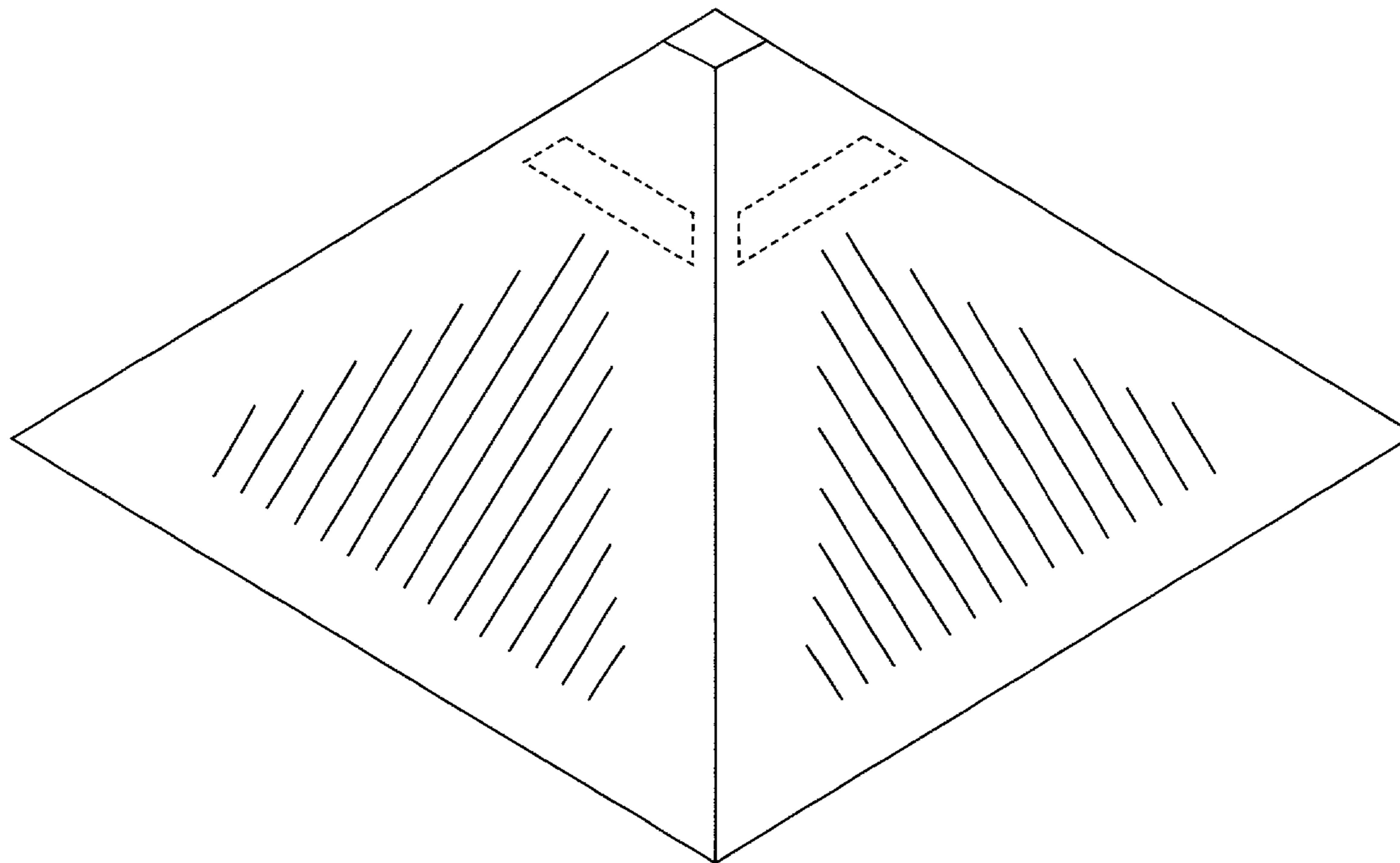
FIG. 2 is a side view thereof; and,

- D246,146 S * 10/1977 Han D6/443
- D249,240 S * 9/1978 Klitzner D9/414
- D250,174 S * 11/1978 Hedgecock D10/1
- D274,056 S * 5/1984 Myer D14/172
- D337,315 S * 7/1993 Riza D14/355
- D345,699 S * 4/1994 Yang D10/21
- D349,117 S * 7/1994 Rasansky et al. D14/218

FIG. 3 is a top view thereof.

In the figures, the broken lines showing the ventilation outlets are included for the purpose of illustrating portions of the computer that form no part of the claimed design.

1 Claim, 3 Drawing Sheets



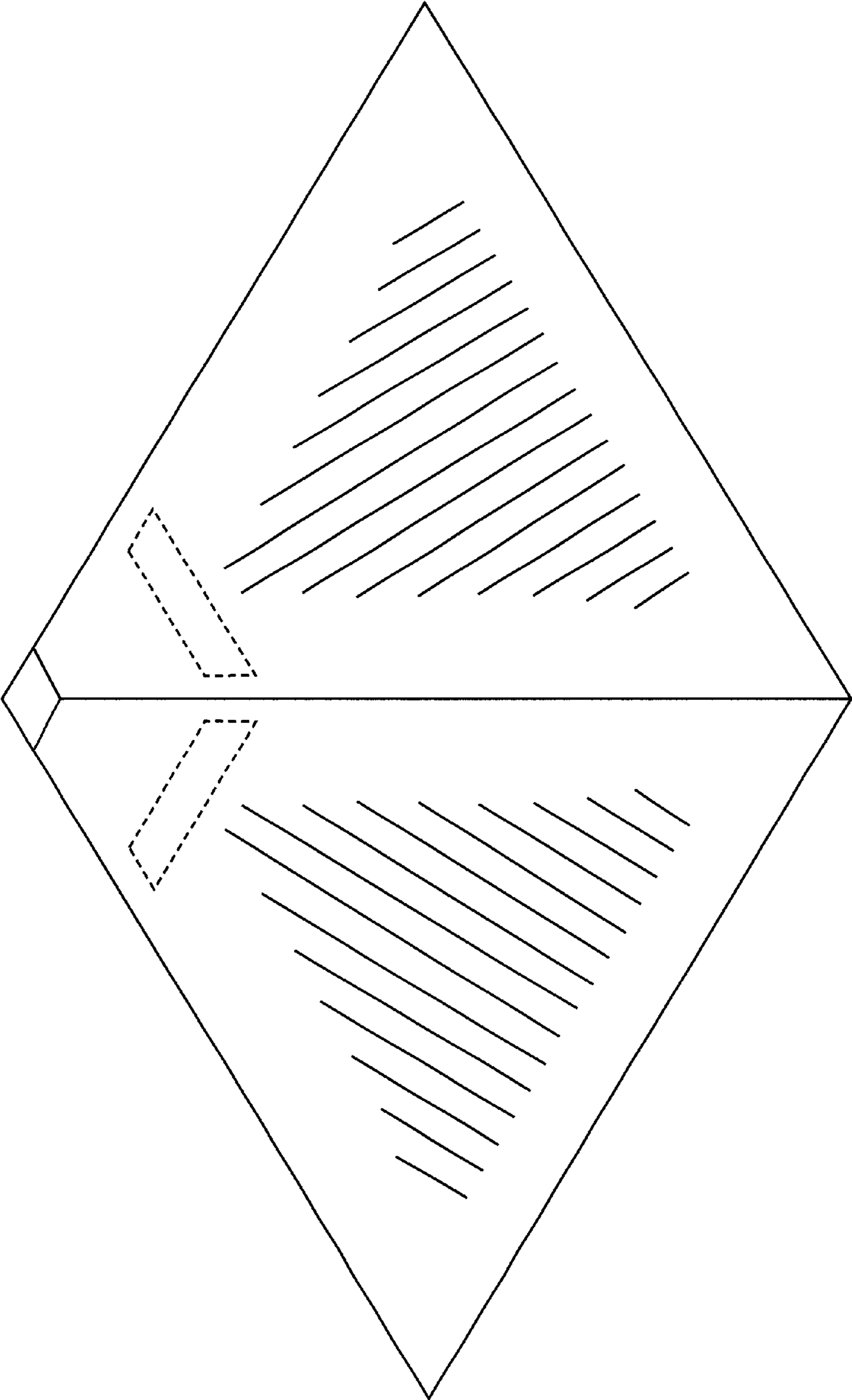


FIG. 1

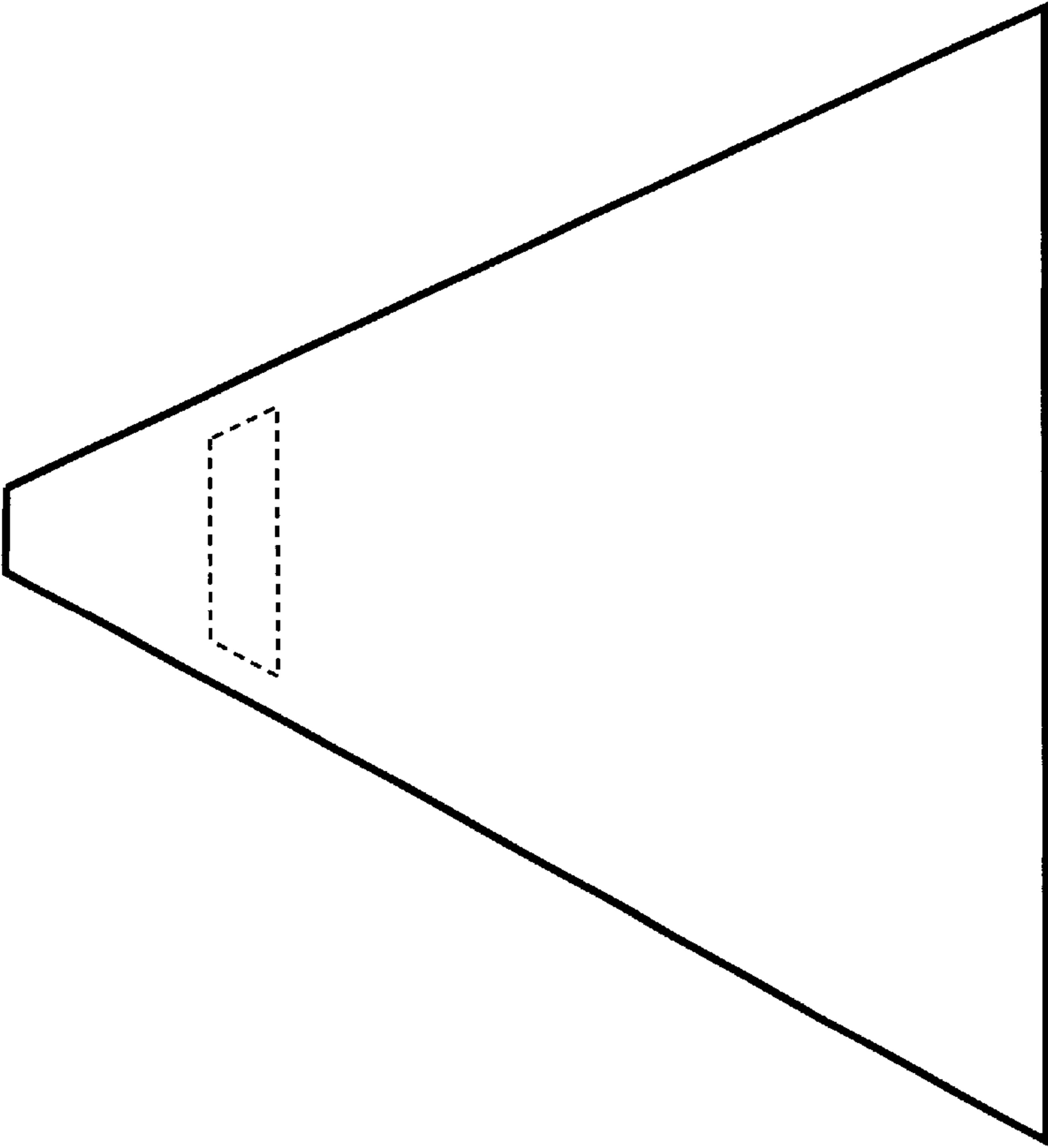


FIG. 2

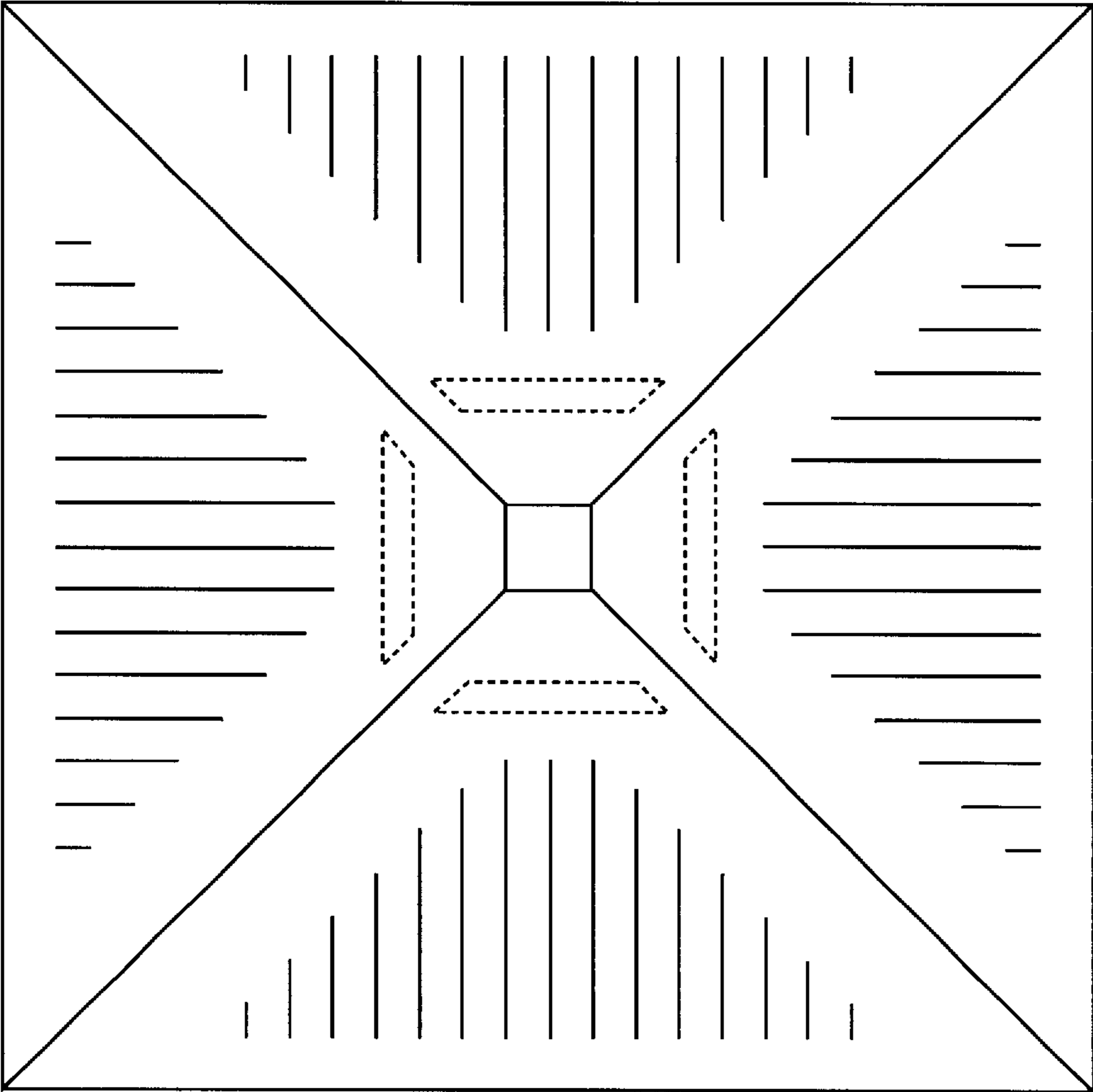


FIG. 3