

US00D506190S

(12) **United States Design Patent**
Mehandjiysky

(10) **Patent No.: US D506,190 S**
(45) **Date of Patent: ** Jun. 14, 2005**

(54) **HANDSET**

(75) **Inventor: Dimitre D. Mehandjiysky, Woodland Hills, CA (US)**

(73) **Assignee: Nokia Corporation, Espoo (FI)**

(**) **Term: 14 Years**

(21) **Appl. No.: 29/188,818**

(22) **Filed: Aug. 26, 2003**

(51) **LOC (8) Cl. 14-03**

(52) **U.S. Cl. D14/138**

(58) **Field of Search** D14/137, 138,
D14/218, 147-148, 247-248, 144, 341-347;
379/433.01-433.13, 419, 434, 428.01-428.04,
420.01-420.04, 440; D10/65, 78; 455/550.1-90.3;
D21/517; D13/168; D18/2, 7; 345/168,
169

(56) **References Cited**

U.S. PATENT DOCUMENTS

D304,939 S	*	12/1989	Sutoh	D14/138
D356,563 S	*	3/1995	Berry	D14/138
D402,981 S	*	12/1998	Galletti et al.	D14/138
6,006,074 A	*	12/1999	De Larminat et al.	...	455/575.1
D425,057 S	*	5/2000	Finkbeiner	D14/138
D430,858 S	*	9/2000	Nakahara et al.	D14/138
D436,583 S	*	1/2001	Newby et al.	D14/138
D440,951 S	*	4/2001	Kolinen	D14/138
D446,509 S	*	8/2001	Chiu	D14/138
D448,355 S	*	9/2001	Higashi et al.	D14/138
D455,134 S	*	4/2002	Kolinen	D14/138

D459,332 S	*	6/2002	Peiker	D14/147
D474,166 S	*	5/2003	Burns et al.	D14/138
D475,034 S	*	5/2003	Arbisi et al.	D14/138
D476,300 S	*	6/2003	Pottie et al.	D14/138
D479,514 S	*	9/2003	Chan	D14/138
D479,515 S	*	9/2003	Seo	D14/138
D484,477 S	*	12/2003	Salmi	D14/138
D484,865 S	*	1/2004	Arbisi	D14/138
D485,246 S	*	1/2004	Johansson et al.	D14/138
D487,438 S	*	3/2004	Sheu	D14/138
D488,143 S	*	4/2004	Ting et al.	D14/138

FOREIGN PATENT DOCUMENTS

JP 1191997 S 12/2003

* cited by examiner

Primary Examiner—Jeffrey Asch

(74) *Attorney, Agent, or Firm*—Banner & Witcoff, Ltd.

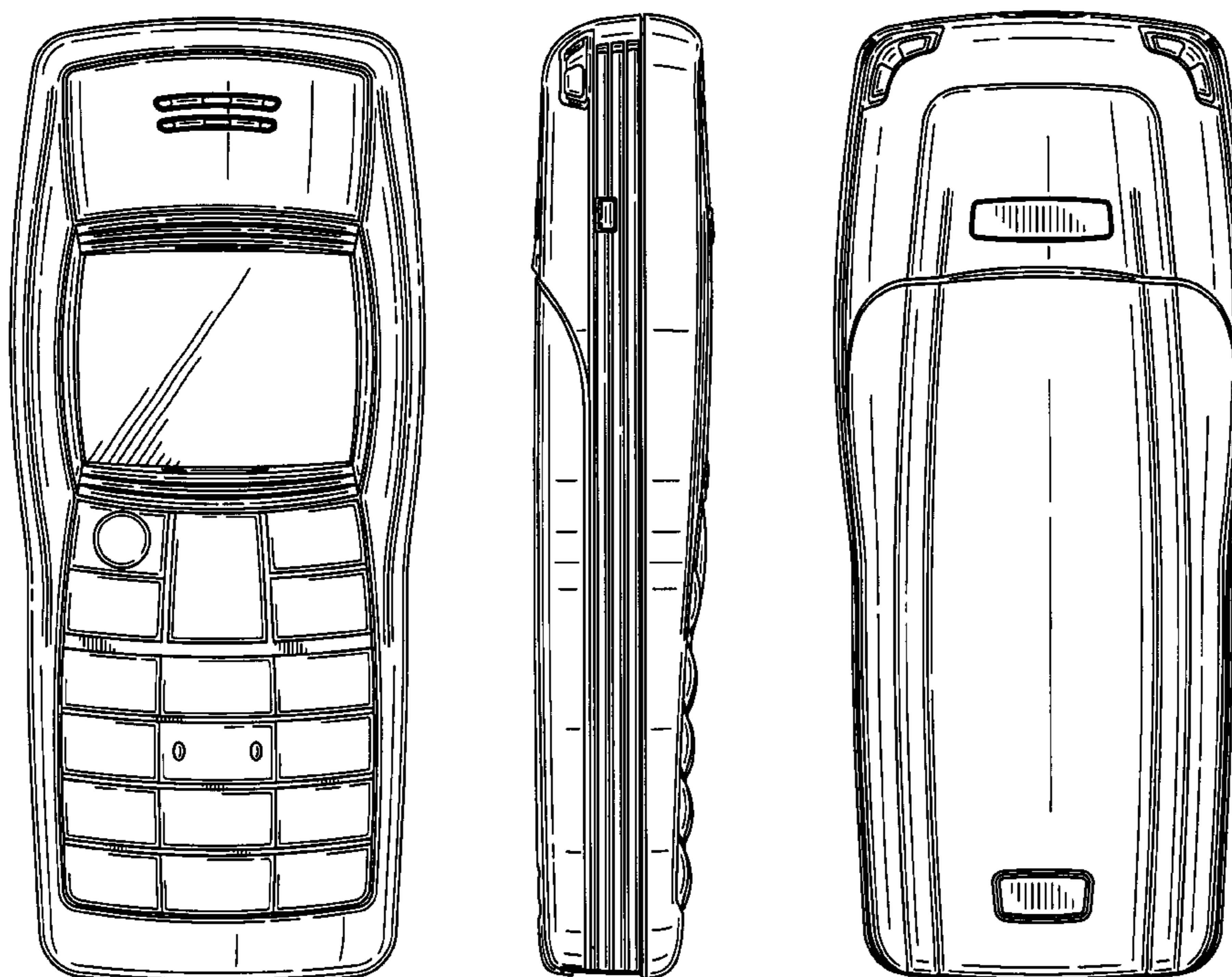
(57) **CLAIM**

The ornamental design for a handset, as shown and described.

DESCRIPTION

FIG. 1 is a bottom plan view of a handset showing my new design;
FIG. 2 is a right side view thereof;
FIG. 3 is a front view thereof;
FIG. 4 is a left side view thereof;
FIG. 5 is top plan view thereof;
FIG. 6 is a rear view thereof; and
FIG. 7 is a perspective rear view thereof.

1 Claim, 3 Drawing Sheets



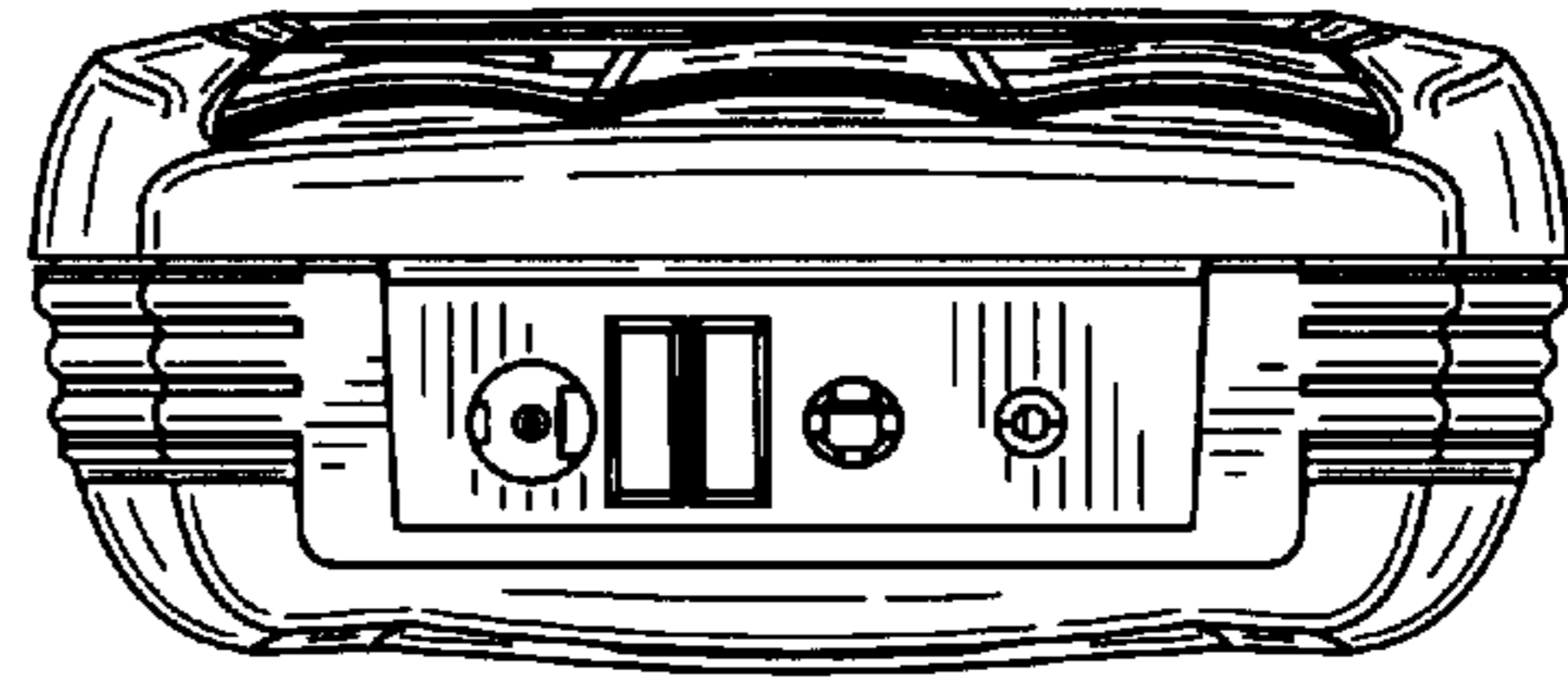


FIG. 1

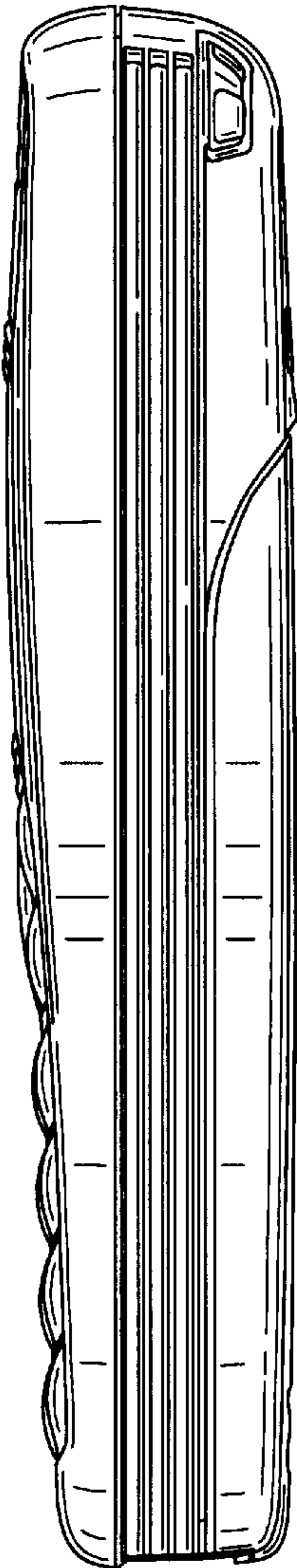


FIG. 2

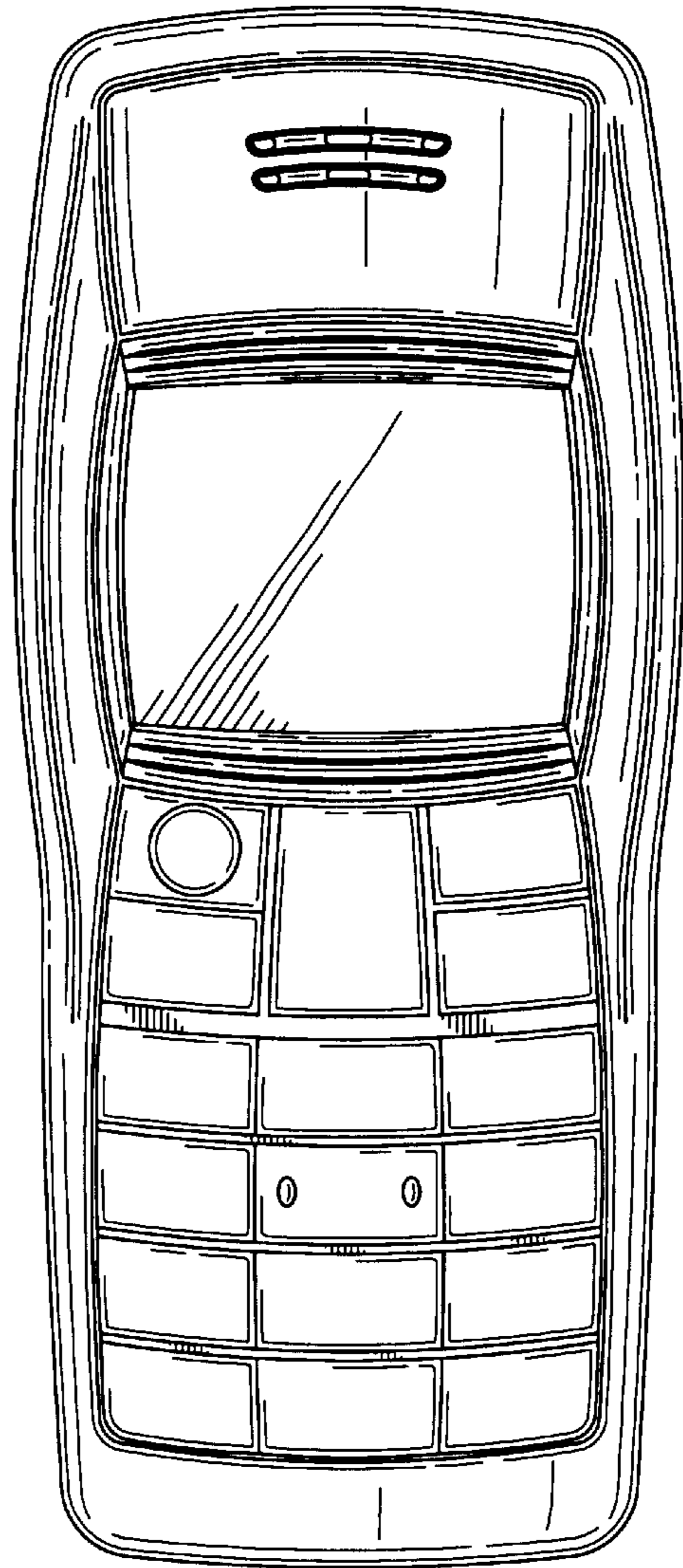


FIG. 3

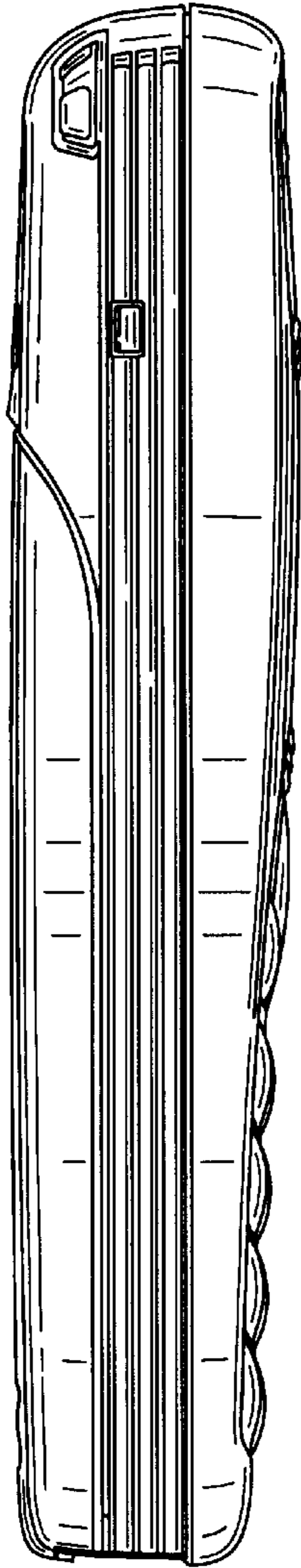


FIG. 4




FIG. 5

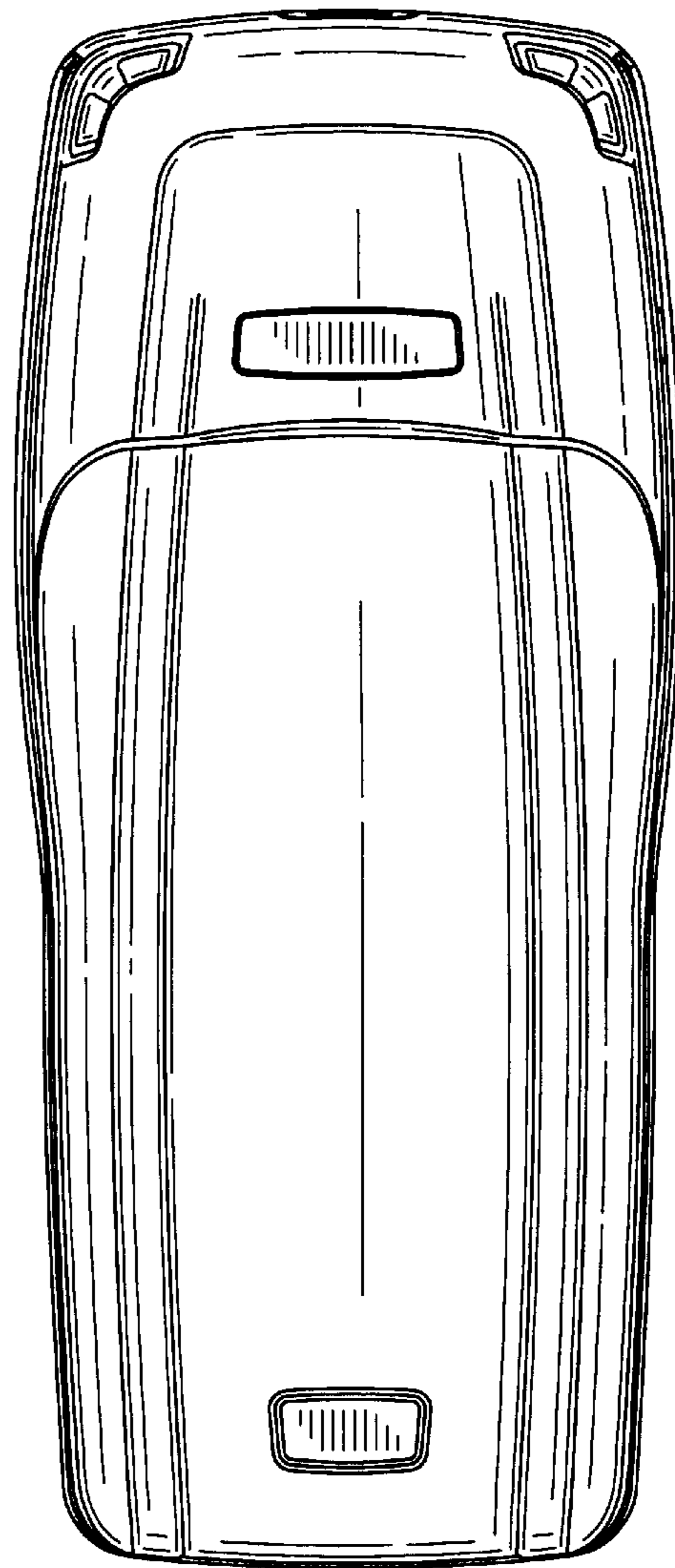


FIG. 6

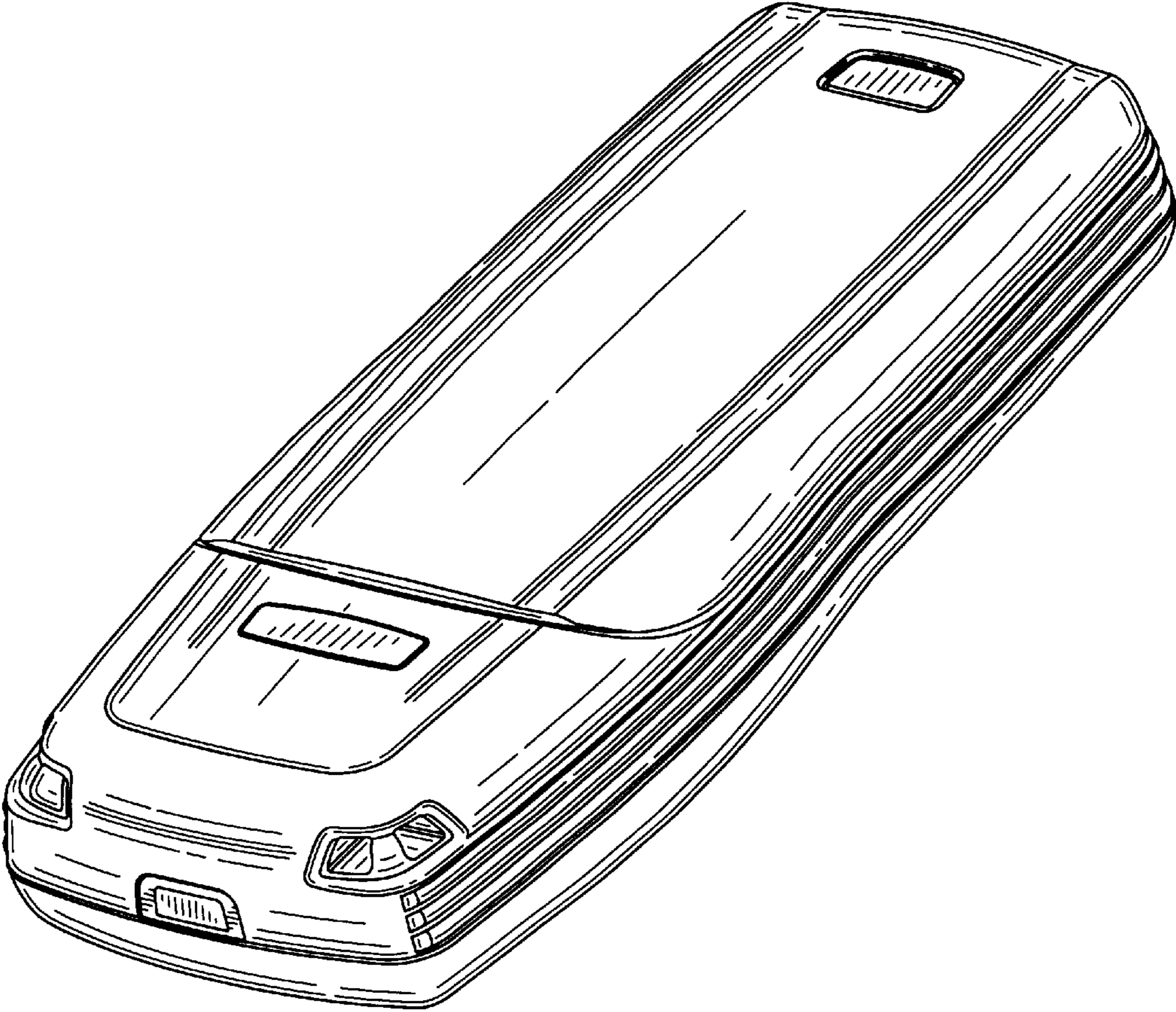


FIG. 7