

US00D506182S

(12) **United States Design Patent**
Tashiro

(10) **Patent No.:** **US D506,182 S**
(45) **Date of Patent:** **** Jun. 14, 2005**

(54) **ELECTRICAL CONNECTOR**

(75) **Inventor:** **Isao Tashiro, Tokyo (JP)**

(73) **Assignee:** **Hirose Electric Co., Ltd., Tokyo (JP)**

(**) **Term:** **14 Years**

(21) **Appl. No.:** **29/193,133**

(22) **Filed:** **Nov. 5, 2003**

(30) **Foreign Application Priority Data**

May 12, 2003 (JP) 2003-012976

(51) **LOC (8) Cl.** **13-03**

(52) **U.S. Cl.** **D13/147**

(58) **Field of Search** D13/123, 133,
D13/146, 147, 184, 199; 439/74, 79, 260,
329, 357, 422, 492-499, 660, 910

(56) **References Cited**

U.S. PATENT DOCUMENTS

- 5,554,036 A * 9/1996 Shirai et al. 439/74
- 6,302,722 B1 * 10/2001 Simmel 439/374
- D454,114 S * 3/2002 Hayashi et al. D13/147
- 6,394,838 B1 * 5/2002 Yen 439/492
- 6,461,178 B1 * 10/2002 Fu 439/224

- D470,110 S * 2/2003 Yamane D13/147
- D472,218 S * 3/2003 Shao D13/147
- D481,999 S * 11/2003 Saito et al. D13/147
- D482,327 S * 11/2003 Saito et al. D13/147
- D497,344 S * 10/2004 Huang D13/147
- 2003/0148646 A1 * 8/2003 Frantum et al. 439/157

* cited by examiner

Primary Examiner—Stella Reid

Assistant Examiner—Daniel Bui

(74) *Attorney, Agent, or Firm*—Takeuchi & Takeuchi

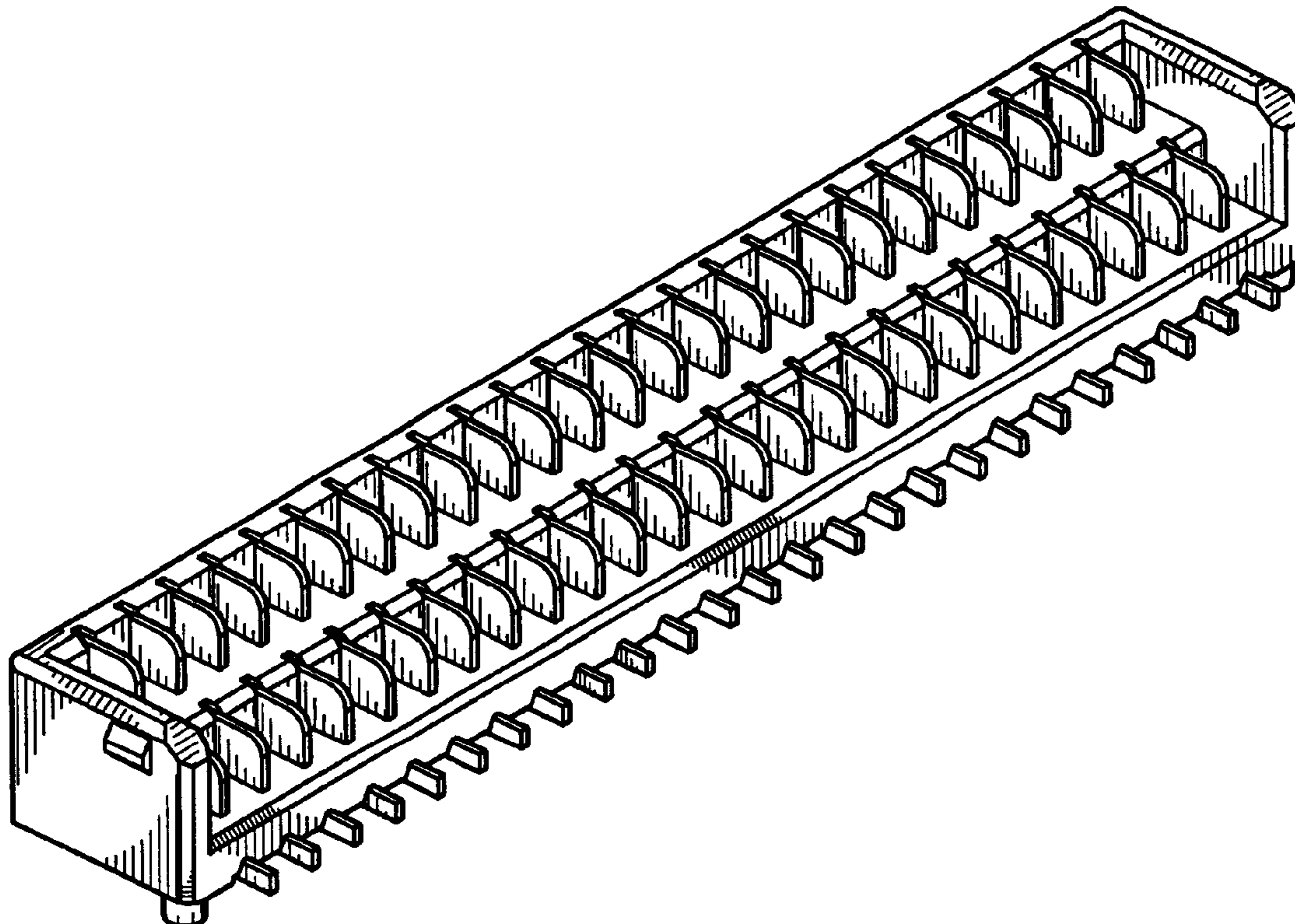
(57) **CLAIM**

The ornamental design for an electrical connector, as shown and described.

DESCRIPTION

FIG. 1 is an upper left perspective view of an electrical connector showing my new design;
 FIG. 2 is a front elevation view thereof;
 FIG. 3 is a top plan view thereof;
 FIG. 4 is a rear elevation view thereof;
 FIG. 5 is a bottom plan view thereof; and,
 FIG. 6 is a side elevation view, the opposite side view being a mirror image.

1 Claim, 3 Drawing Sheets



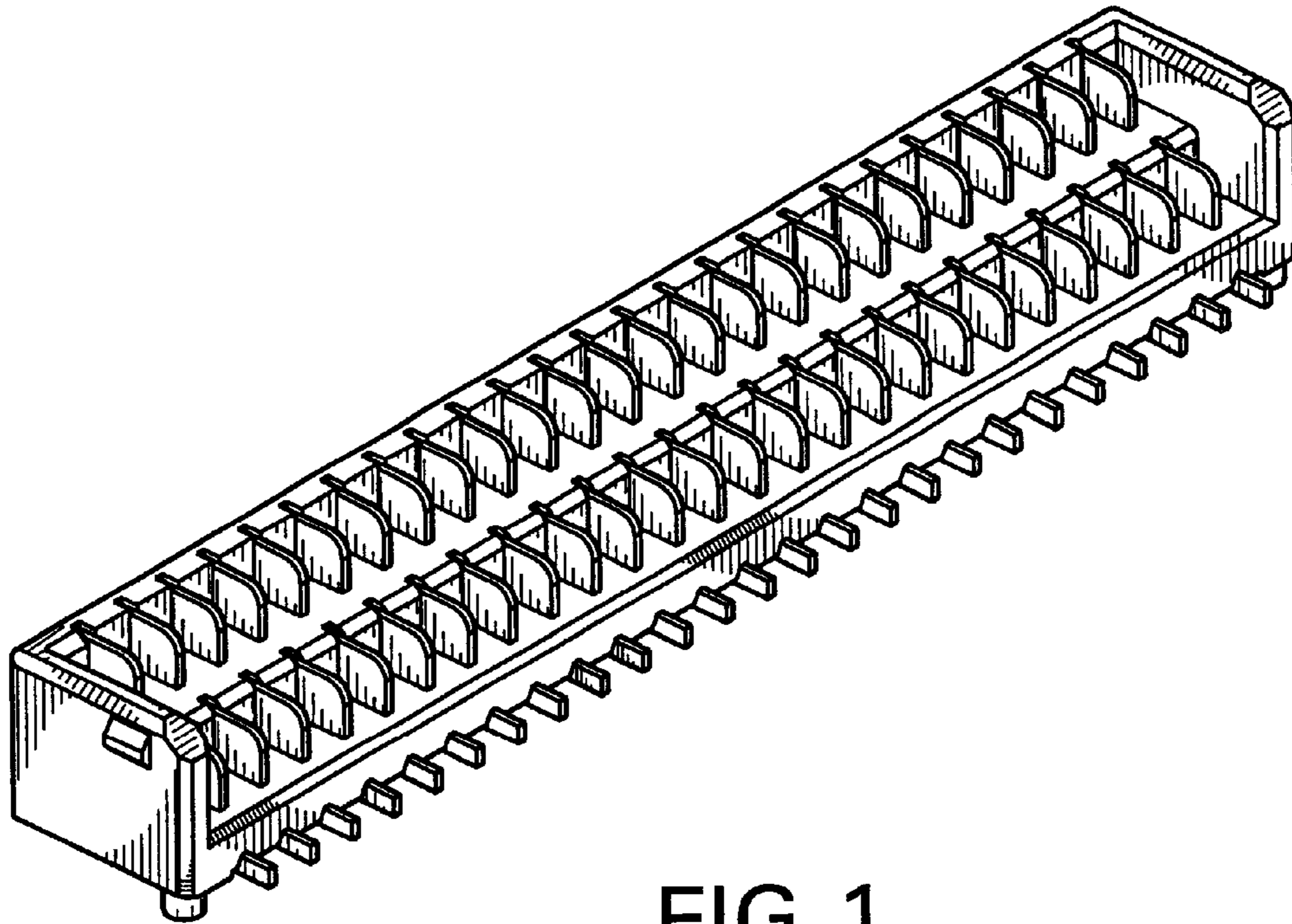


FIG. 1

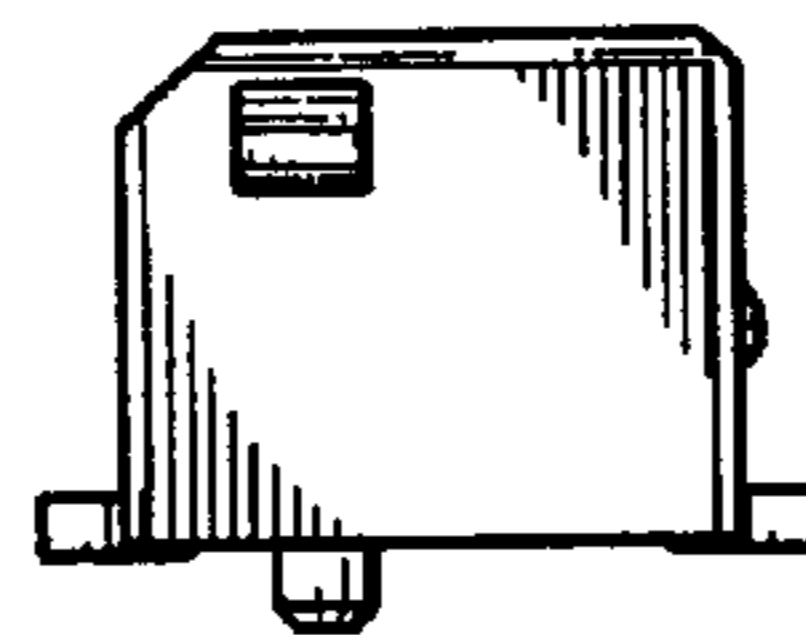


FIG. 6




FIG. 2

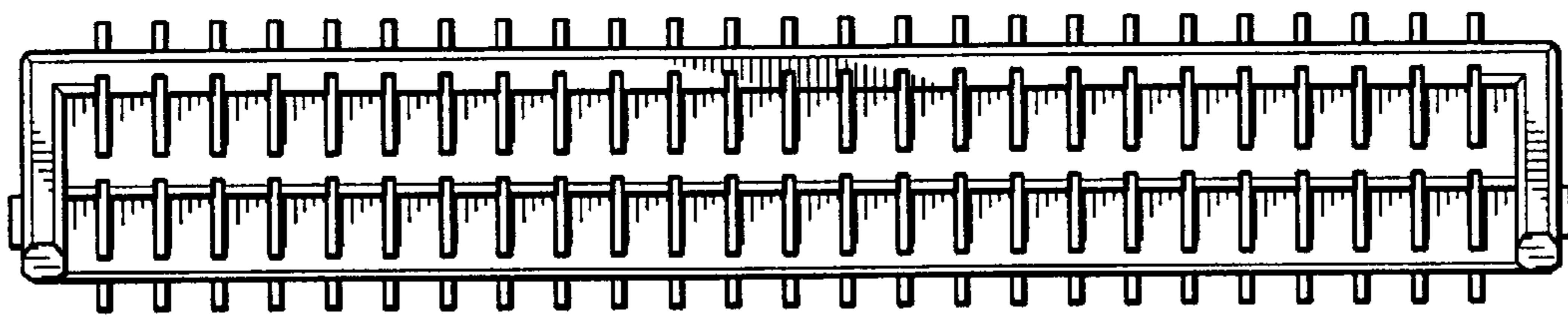


FIG. 3

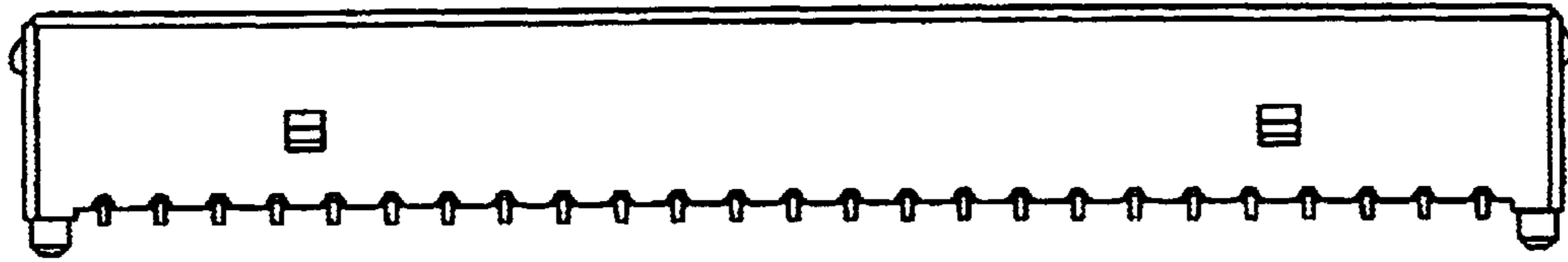


FIG. 4

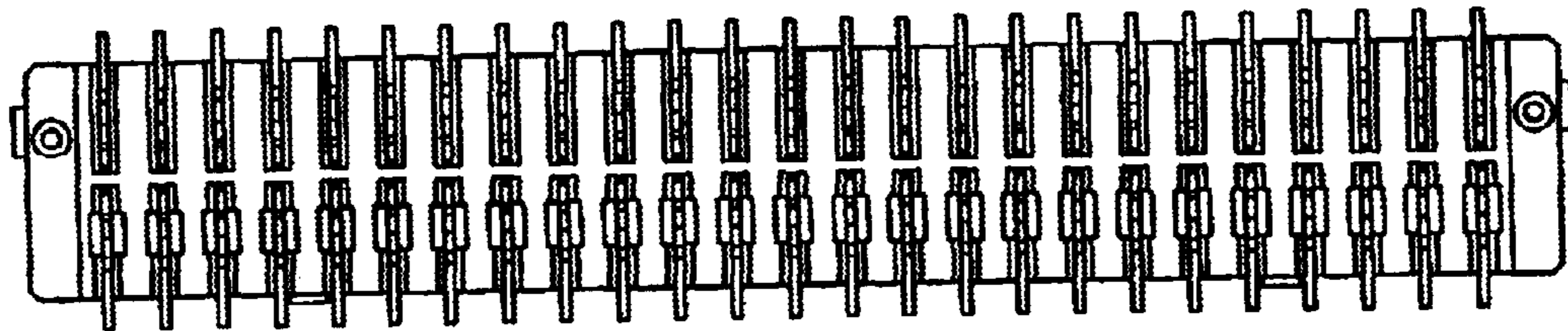


FIG. 5